



# Tax Provision Blueprint Instruction Guide

---

PV730 SV100

# Contents

---

- Overview ..... 8**
  - MarketPlace Blueprint Modification Considerations ..... 9
- Glossary..... 10**
- Tax Provision Blueprint Design Assumptions ..... 12**
- What Types of Tax Provisioning can be Done? ..... 17**
- Data Flow Overview – Actuals ..... 19**
- Data Flow Overview – Forecast .....20**
- Setup and Installation..... 21**
  - Implementation Process Overview ..... 22
    - Create the App ..... 22
    - Update the App..... 22
    - Using the App (usually done in the Dev app) ..... 23
    - Migrating the App to QA / Production ..... 24
  - Software Dependencies ..... 25
  - Select the Tax Provision Development Location ..... 25
  - Create the OneStream Development Application..... 25
  - Create New FX Rate Types ..... 25
  - Install Tax Provision Blueprint..... 27
  - Component Modification Guidelines ..... 28
  - Member Description Modifications ..... 29
  - Package Contents..... 29
    - Dashboard Maintenance Unit ..... 29
    - Tax Provision Blueprint Forms ..... 32
    - Business Rules..... 33
    - Reports..... 36
- Settings ..... 37**
  - Global Options ..... 37
    - Select the Entity Dimension and Entity ..... 39
    - Security Role (Manage Tax Setup): ..... 39



Seed Year .....	39
For Bulk Copy (Return Data) - RTP Range of Years .....	39
Sch 03 Expiration Year (lower limit) .....	39
Sch 03 Expiration Year (upper limit).....	39
Sch 04 Tax Year (lower limit).....	39
<b>Tax Provision Blueprint Components .....</b>	<b>40</b>
Time Profiles .....	40
Cube – XFW_TXP.....	41
Cube Properties – General .....	41
Cube Properties - Security.....	41
Cube Properties - Workflow.....	42
Cube Properties - Calculation.....	43
Cube Properties - Business Rules .....	43
Cube Properties - FX Rates .....	44
Cube Dimensions .....	44
Cube References .....	47
Data Access .....	47
Integration .....	47
FX Rates .....	48
Dimensions .....	49
Entities .....	49
Scenarios.....	61
Accounts .....	66
Flow .....	84
UD1 Tax Jurisdiction.....	89
UD2 Data Type .....	95
UD3 Reporting Type (Accounting Method) .....	98
UD4 Tax Type .....	99
UD7 Group Filing.....	100
UD8 Dynamic Calculations .....	102
Business Rules.....	103
Finance.....	103

Cube View Extender .....	117
Dashboard Data Set .....	118
Dashboard Extender .....	121
Dashboard XFBR String .....	122
Extensibility Rules .....	123
Cube Views .....	126
Cube View Groups.....	127
Cube View Profiles .....	146
Form Templates.....	147
Tax Provision Blueprint Workflow Profiles.....	149
Workflow Profiles .....	149
Profile Properties .....	150
Workflow Templates.....	158
Excel Workflow Templates (available from the MarketPlace) .....	159
Confirmation Rules .....	160
Import.....	167
Journals.....	167
Dashboards .....	168
Overview.....	168
Schedule Help Files .....	171
Miscellaneous .....	173
Parameters.....	174
Parameters – Manual Updates Required .....	179
Data Integration.....	185
Data Management Copy National jurisdiction to National or Local jurisdictions.....	185
Dashboard DM 10a Admin – Provision Data: National to National Group Filer .....	192
Dashboard DM 20a Admin – Provision Data: National (Group Filing: Yes or No) to Local (No GF) .	194
Dashboard DM 20a – Provision Data: National (Group Filing: Yes or No) to Local (No GF) .....	195
Dashboard DM 20b Admin – Return Data: National (No Group Filing) to Local (No Group Filing)..	196
Dashboard DM 20b – Return Data: National (No Group Filing) to Local (No Group Filing) .....	198
Dashboard DM 20b2 Admin – Return Data: National Group Filer to Local (no Group Filing) .....	199
Dashboard DM 20b2 – Return Data: National Group Filer to Local (no Group Filing).....	200

Dashboard DM 30a Admin – Provision Data: National (Group Filing: Yes or No) by Local (Group Filing) .....	202
Dashboard DM 30a – Provision Data: National (Group Filing: Yes or No) by Local (Group Filing)...	203
Dashboard DM 30b Admin – Return Data: National (No Group Filing) by Local (Group Filing).....	204
Dashboard DM 30b – Return Data: National (No Group Filing) by Local (Group Filing) .....	205
Dashboard DM 30b1 Admin – Return Data: National Group Filer to Local Group Filer .....	206
Dashboard DM 30b1 – Return Data: National Group Filer to Local Group Filer.....	207
Dashboard DM – Copy Forecast Periods .....	208
Dashboard DM 40 Admin FC – Set the Opening Scenario .....	208
Dashboard DM 45 Admin FC – Copy Actual Periods .....	210
Dashboard DM 45 FC – Copy Actual Periods.....	212
Security Roles.....	213
Application Properties .....	213
Security .....	215
<b>Home Page Reports .....</b>	<b>216</b>
Tax Provision Blueprint Solution .....	220
Overview of Rates / RTP Years / Nat Process / LNB .....	221
Metadata Review.....	224
FX Currency Rates .....	230
Calc Status – TXP_Actual.....	233
Tax Provision Blueprint Overview .....	235
Group Filings Analysis .....	236
Trend Reports .....	240
Consolidating Reports.....	246
Tax Reviewer – Actual Reports (Actual Scenario Only) .....	248
Tax Reviewer – Forecast Reports .....	260
National Benefit Analysis .....	271
Report Groups.....	272
Reports .....	273
<b>Using Tax Provision Blueprint .....</b>	<b>277</b>
Data Flow Overview .....	277
Tax Provision Blueprint Preparation Process .....	278
Workflow Forms / Schedule Notes .....	279

First Time Access for All Users .....	284
Tax Provision Blueprint Seed Year .....	285
Admin Tasks .....	285
Enter Seed Year Closing Data .....	287
Schedule LP 01a & LP 02a: Group Filing Definition .....	287
Schedule 01 Tax Rates.....	292
Schedule 05_06 National Process Exclude Local Jurisdiction (Optional).....	293
Schedule 02 Set the Return Year.....	294
Schedule 02 RTP.....	294
Schedule 03 Tax Attributes .....	295
Schedule 04 Tax Payments.....	297
Schedule 05 Current Provision .....	297
Schedule 06a Deferred Tax Source Gross .....	298
Schedule 06b Deferred Tax Source Tax .....	305
Schedule 07 Tax Account Reconciliation .....	306
Schedule 08 Local ETR.....	309
Schedule 09 Consolidated ETR .....	309
Schedule 09a Consolidated ETR (Non-Discrete / Discrete) .....	310
Schedule 10 Applied Interim Reporting Run Rate .....	310
Schedule 18 Interim Reporting Rate Reconciliation .....	310
Calculate Full Provision After Seed Year .....	311
Admin Tasks .....	311
Group Filing Definition: LP 01a, LP 02a, LP 11a, LP 12a.....	326
Schedule 01 Tax Rates.....	330
Schedule 01d Apportionment Rates .....	332
Schedule 05_06 National Process Exclude Local Jurisdiction (Optional).....	333
Schedule 02 Set the Return Year.....	334
Schedule 02 RTP.....	336
Schedule 03 Tax Attributes .....	347
Schedule 04 Tax Payments.....	350
Schedule 05 Current Provision .....	352
Schedule 06a Deferred Tax Source Gross .....	362

Schedule 06b Deferred Tax Source Tax .....	372
Schedule 07 Tax Account Reconciliation .....	377
Schedule 08 Local ETR.....	381
Schedule 09 Consolidated ETR .....	383
Schedule 09a Consolidated ETR (Non-Discrete / Discrete) .....	385
Calculate Interim Reporting .....	386
Admin Tasks .....	386
Forecast Scenario: No Input Periods versus Actual Copy Periods .....	391
Schedule 01cFC Compare Tax Rates by UD7 .....	392
Schedule 02 RTP.....	392
Schedule 03 FC Attributes .....	392
Schedule 04 FC Tax Payments .....	394
Schedule 05 FC Current Provision .....	394
Schedule 06 FC.....	395
Schedule 07 FC Tax Account Reconciliation .....	399
Schedule 08 FC Local ETR .....	399
Schedule 09 FC Consolidated ETR .....	399
Schedule 09a FC Consolidated ETR (Non-Discrete / Discrete).....	399
Schedule 18 FC Interim Reporting Rate Reconciliation .....	400
Schedule 18 Interim Reporting Rate Reconciliation .....	402
Schedule 10 Applied Interim Reporting Run Rate .....	402
<b>Troubleshooting the Schedules .....</b>	<b>406</b>
Schedule LP 01a Actual Nat GF – Enter Definitions .....	408
Schedule LP 11a ActualRTP Nat GF – Enter Definitions.....	411
Schedule LP 02a Actual Local GF – Enter Definitions .....	414
Schedule LP 12a ActualRTP Local GF – Enter Definitions .....	417
Schedule 01 Tax Rates – Filer WF’s .....	420
Schedule 01 Tax Rates – WF Entity .....	421
Schedule 02 Set the Return Year.....	422
Schedule 02 RTP.....	423
Schedule DM 01a Actual Nat GF – Copy Definitions .....	424
Schedule DM 01b Actual Nat GF – Summary of the Definitions.....	426

Schedule DM 02a Actual Local GF – Copy Definitions.....	427
Schedule DM 02b Actual Local GF – Summary of the Definitions .....	429
Schedule DM 11a ActualRTP Nat GF – Copy Definitions .....	430
Schedule DM 12a ActualRTP Local GF – Copy Definitions.....	432
<b>Help &amp; Miscellaneous Information.....</b>	<b>434</b>
Display Settings.....	434
Package Contents & Identifiers.....	434
Component Naming Conventions .....	434
Solution Application Migration Advice.....	436
<b>Appendix A – Debugging a Dashboard .....</b>	<b>445</b>
<b>Appendix B – Adding the Refresh Button.....</b>	<b>447</b>
Overview.....	447
Steps to Setup.....	447
<b>Appendix C – Using a Time Profile with Weeks .....</b>	<b>453</b>
<b>Appendix D – Remove the Word Blueprint.....</b>	<b>457</b>
<b>Appendix E – Error Messages .....</b>	<b>460</b>
Cannot determine the CubeRoot profile that Workflow Profile [XFW_TXP_NotUsed] belongs to. ....	460

## OVERVIEW

The following Blueprint will be moving to OpenPlace in July of 2024.

The OneStream Tax Provision Blueprint provides a framework to streamline the tax provision computing national and local for both current and deferred taxes under **US GAAP** as well as providing related workflows and reporting, all within the OneStream Platform. Also included is functionality that addresses interim reporting and computational requirements, computing annual effective tax rates for interim periods and distinguishing discrete items for exclusion from these calculations.

It is a full application that provides an accelerated path to building out what will be a customized OneStream Financial Model. It allows companies to leverage the OneStream platform capabilities and existing OneStream data to automate tax provision related flows of data and reporting.

The core system includes:

- Over 120 reporting examples to support many US GAAP financial statement footnote requirements and other popular analytics reporting.
- Interfaces to collect and include many items of tax provision data including tax return true up and payments.
- Controlled and consistent calculation logic that enables standardization of many tax computations including the impact of tax rate change and tax rate differential within consolidated effective tax rate reports.
- Data management forms and logic to control flows of data through the tax provision process which may also be used as examples of how the OneStream platform may be used for any other company specific flows of data.
- Each schedule has an associated PowerPoint help file that can be customized to each client's implementation.
- A detailed implementation document is supplied with each release and can be viewed / downloaded from the "Settings / Help Page".

As the blueprint provides the framework for the Tax Provision Blueprint calculations, it is intended to provide a starting point in the creation of a custom implementation. This blueprint is therefore NOT UPGRADEABLE. However, you can export new functionality from newer releases, import them into your existing Dev/Test Tax Provision application and then modify them to meet your requirements.

Tax Provision Blueprint is installed with OneStream Financial Model Applications but utilizes its own distinct cube providing the ability to leverage Financial Model data already in OneStream while allowing organizations to manage separate and distinct data and Workflows.

Tax Provision Blueprint takes advantage of the inherent capabilities of the OneStream Platform, including configurable workflow management, ability to trace data, flexible and powerful consolidation capabilities, flexible and accurate translation capability, and the ability to manage multiple levels of detail to support differing business needs. Tax Provision Blueprint also takes advantage of other

capabilities of the OneStream Platform, which enable integration with other tax data sources, local ledgers, and other financial systems.

## MarketPlace Blueprint Modification Considerations

A few cautions and disclaimers when modifying a MarketPlace solution:

- A MarketPlace blueprint is a starting point of what will become a custom Financial Model solution with each unique implementation. Tax Provision Blueprint provides a framework as a starting point for an implementation that uses OneStream best practices.
- It is expected that the Implementor will be tailoring this blueprint to meet the reporting requirements within the modification guidelines noted in the Packaged Contents section of this document. Major changes to Business Rules, Dimensions or custom tables within a MarketPlace blueprint will not be supported through normal channels as the resulting blueprint is significantly different from the core solution. OneStream Support will triage support questions to determine if they are related to core OneStream functionality and address such issues with the OneStream Support process. Issues that are found to be outside of the core functionality will be directed back to the blueprint Implementor for additional investigation and potential support engagement.
- If changes are made to any Dashboard artifact or Business Rule, consider renaming it or copying it to a new artifact first. This is important because if there is an upgrade to the MarketPlace blueprint in the future and the customer applies the upgrade, this will overlay and wipe out the changes. This also applies when updating any of the standard reports and Dashboards.
- The nature of the blueprint and customization required for implementations means that upgrading to later versions will be more complex depending on the degree of customization. As such, do NOT directly install future releases of Tax Provision Blueprint over the current customized application. An analysis will be required to identify the new components in the upgrade and determine the best way to add the new functionality with an additional consulting engagement.



## GLOSSARY

Tax Provision Blueprint uses terminology that may be different from what you are used to. We want to make sure that everyone has a basic understanding of the terms used in this document.

### OneStream Abbreviations

Term	Definition
POV	Point of View. This refers to the dimension members that you are currently looking at. There are two types of POV's used in OneStream for Tax Provision Blueprint: <ul style="list-style-type: none"> <li>• Workflow POV</li> <li>• Cube POV</li> </ul>
CV / CV's	Cube View / Cube Views
WF / WF's	Workflow / Workflows
DB / DB's	Dashboard / Dashboards
BR / BR's	Business Rule / Business Rules

### Tax Provision Blueprint Abbreviations / Definitions

Term	Definition
Seed Year	Tax Provision Blueprint requires closing balances to be populated in the last period (typically December - period M12) of the Seed Year. This in turn populates the opening balances for the following year when the full tax provision is calculated. The Tax Provision Blueprint seed year is 2019.
ETR	Effective Tax Rate
IR Rate / IRR	Interim Run Rate
Consolidated Tax Rate	A global tax rate used to compute the Consolidated ETR and is entered by the Administrator.
Apport Pct	Apportionment Percentage / Rate
RTP	Return to Provision
Discrete Data	Business activity that is outside of the current (reporting) period. Classification used to facilitate Interim Reporting.
DTA / DTL	Deferred Tax Asset / Deferred Tax Liability
JD	Jurisdiction - represents a tax location.
National JD	National jurisdiction. Usually only one per country. In the US this refers to the US Federal Government.
Local JD	Local jurisdiction. Usually there are several per country. For example, local represents individual "States" in the US or individual "Provinces" in Canada.
National Benefit	The national jurisdiction receives a tax benefit from the local jurisdictions. In the US this is the "Federal Benefit of State".
Group Filing	Tax set up where one entity calculates a combined tax provision on behalf of other entities. Also referred to as Group Booking.

Term	Definition
Group Filer	Refers to the entity performing a group filing (booking).
Filer Rates	The tax rate assigned to each filer member (UD7) for a given filer entity and jurisdiction should be the same. Available for national and local group filing.
Individual Rates	The tax rates assigned to each filer member for a given filer entity may be different. Available for local group filing only.

### **Tax Provision Blueprint – Workflows (based on the WF Text 1 property)**

Term	Definition
Group Filer WF	Group Filer Workflow. A workflow used to set the definitions either for a National Group Filing or a Local Group Filing. Only one of each type (Nat or Local) can exist per country. No entities are associated to these workflows.
Entity WF	Entity Workflow. A specific workflow profile to allow certain schedules for specific entities. There are 5 types of entity workflows: <ul style="list-style-type: none"> <li>• <b>Nat_LocalGF</b>      <i>see: XFW_TXP_US_107_Nat_LocalGF / XFW_TXP_US_117_Nat_LocalGF</i> Used for countries that do <u>not</u> do National group filing but do Local group filing.</li> <li>• <b>NatPrep_LocalGF</b>      <i>see: XFW_TXP_CA_101_LocalGF / XFW_TXP_CA_102_LocalGF</i> Used for countries that do National group filing and Local group filing.</li> <li>• <b>NatPrep</b>      <i>see: XFW_TXP_CA_103_NatPrep / XFW_TXP_AE_101_NatPrep</i> Used for countries that do National group filing.</li> <li>• <b>NatPrep_Local</b>      <i>see: XFW_TXP_LU_101_NoLocalGF / XFW_TXP_LU_102_NoLocalGF</i> Used for countries that do National group filing.</li> <li>• <b>&lt;Blank&gt;</b>      <i>see: XFW_TXP_US_Eastern / XFW_TXP_DE_101</i> Used for countries that do not do either National and/or Local group filing.</li> </ul>

# TAX PROVISION BLUEPRINT DESIGN ASSUMPTIONS

Tax Provision Blueprint has made several assumptions in order for this blueprint to function properly in all sorts of client environments. Below is a list of the key assumptions.



**Note:** After you click a hyperlink (Ctrl + Click) and it takes you to another location, use the “Alt + <” (left arrow key) to return to the hyperlink. You can also use “Alt + >” (right arrow key) to go forward.

## **Cube:**

- The app comes with a pre-defined cube called “XFW\_TXP”. See the section [later in this document](#).
- We have used the [Standard calendar](#) that is defined monthly from Jan (M1) to Dec (M12). Your application may use a different calendar and most likely will follow what has been used in the Finance cube/app.
- For purposes of this document, the Seed year is 2019 and the first tax provision that is calculated is in 2020.

## **Application Properties:**

- Application Properties are not packaged with the Tax Provision Blueprint app as it could conflict and overwrite existing application properties. However, we talk about them [later in this document](#).

## **OneStream Dimensions:**

### **Scenarios:**

- The app comes with a set of tax scenarios. We talk about adding/changing/removing members [later in this document](#).
- Two actual scenarios are used called “TXP\_Actual” (holds Actuals data) and “TXP\_ActualRTP” (holds return to provision data). These scenarios use the scenario type of “Tax”.
- Several forecast scenarios have been created. These current year Forecast scenarios use the scenario type of “ScenarioType8”.
- Multi-year forecast scenarios are set up as “ScenarioType7”. This release has not been tested for multi-year forecasts and these scenarios are there for future development.

### **Entities:**

- The app comes with a set of test entities. It is expected that these entities will be removed and replaced with client specific entities. We talk about adding/changing/removing members [later in this document](#).
- Base entities use - UD1 Constraint / UD7 Constraint / UD1 Default / Text 7 / Text 8
- Parent entities use - UD1 Constraint / UD7 Constraint / Text 7 / Text 8

- An admin entity called TXP\_GLTaxAdmin is required.

**Accounts:**

- The app comes with a set of tax accounts. We talk about adding/changing/removing members [later in this document](#).
- Text 1 is used on base and parent members to identify “Discrete” accounts.
- Text 1 is also used on base members to identify “Losses Not Benefitted”.
- Alternate hierarchies are used with Aggregation weights.

**Flow:**

- The app comes with a set of tax flow members. We talk about adding/changing/removing members [later in this document](#).
- Text 1 is used on base and parent members to identify “Discrete” flows.
- Alternate hierarchies are used with Aggregation weights.

**UD1 (Jurisdictions):**

- The app comes with a set of tax UD1 members. We talk about adding/changing/removing members [later in this document](#).
- Text 1 is used on all base and parent UD1 members.
- Text 2 is used on some base level UD1 National members for countries doing National group filing.
- Alternate hierarchies are used with Aggregation weights.

**UD2 (Data Type):**

- The app comes with a set of tax UD2 members. We talk about adding/changing/removing members [later in this document](#).
- Alternate hierarchies are used with Aggregation weights.

**UD3 (Reporting/Accounting Type):**

- The app comes with a set of tax UD3 members. We talk about adding/changing/removing members [later in this document](#).

**UD4 (Tax Type):**

- The app comes with a set of tax UD4 members. We talk about adding/changing/removing members [later in this document](#).

**UD5 and UD6:**

- The UD5 and UD6 dimensions are not used. The default is None. If you use UD5 and/or UD6 or the other dimensions differently than the Tax Provision Blueprint setup, significant updates and testing will be required in all the BR's, CV's, Parameters, Data Management sequences and Dashboards.

**UD7 (Group Filing entities):**

- The app comes with a set of tax UD7 members. We talk about adding/changing/removing members [later in this document](#).
- Base level and country parent level UD7 members **must** be the same as the base level and parent level entity members.
- Only required for countries doing Local and/or National group filing.
- Minimum required members are: TXP\_TopTax / TXP\_GFEntities / None when no group filing is used.

**UD8 (Dynamic Reporting):**

- The app comes with a set of tax UD8 members. We talk about adding/changing/removing members [later in this document](#).

**Cube Views:**

- The app comes with several cube view groups and profiles. We talk about more about CV's [later in this document](#).

**Schedules:**

- Schedules ([Form templates](#)) are rendered through Dashboards.
- Several schedules have linked CV's to get at additional detail (i.e.: the UD7 group filer entity detail).

**Business Rules:**

- Most of the Tax Provision Blueprint business rules reside in the main Finance BR called "TXP\_BusinessRules". It is attached to the tax cube (XFW\_TXP) as Business Rule 1.
- We talk about all the business rules [later in this document](#).

**Dashboards:**

- Dashboards are used extensively throughout the Tax Provision Blueprint app.
- All the tax schedules and reports are rendered through a dashboard. We talk about dashboards [later in this document](#).

**Workflows:**

- The app comes with a set of workflow profiles. We talk about adding/changing/removing members [later in this document](#).
- All entities assigned to a workflow must be in the same tax country (National jurisdiction).
- Workflow Text 1, 2 and 3 apply to all base level workflows (at the Tax Schedule/Forms workflow and the immediate parent workflow.)
- The "Adj" base level workflow is not active. This can be adjusted in your application.
- We have used a workflow suffix naming convention for the different types of workflow profile names. This makes it easier to understand what each type of workflow represents. Examples are:

- Xxx\_LocalGroupFiler
- Xxx\_NatGroupFiler
- Xxx\_LocalGF
- Xxx\_NatPrep
- Xxx\_Nat\_LocalGF
- Xxx\_NoLocalGF

**Workflow Types:****National Group Filing:**

- Only one National Group Filer workflow is allowed per country. This workflow must end with “NatGroupFiler”.
- UD7 is used to hold the entities being filed by country. The base level UD7 members **must** be defined exactly how the entities are defined. No exceptions.

**Local Group Filing:**

- Only one Local Group Filer workflow is allowed per country. This workflow must end with “LocalGroupFiler”.
- UD7 is used to hold the entities being filed by country. The base level UD7 members **must** be defined exactly how the entities are defined. No exceptions.

**Workflow Entity:**

- Multiple workflow filers can be created in a country.

**Confirmation Rules:**

- There are a few confirmation rules that are supplied with the app for both Actual and Forecast scenarios. They do not have to be used. They serve as a starting point. We talk about these [later in this document](#).

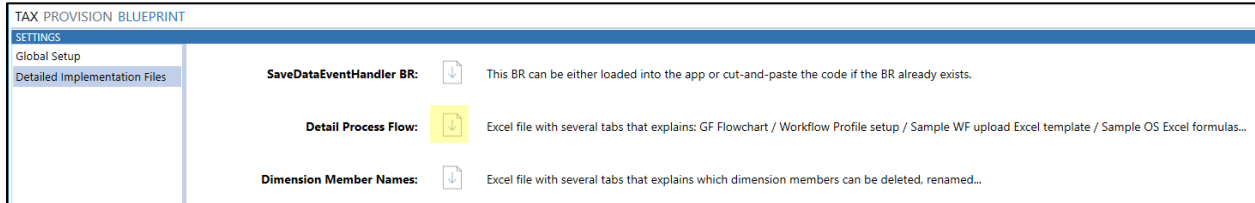
**Security:**

- There is no security setup in the Tax Provision Blueprint app. We only use the two supplied groups called “Everyone” and “Administrators”. See the topic [later in this document](#).

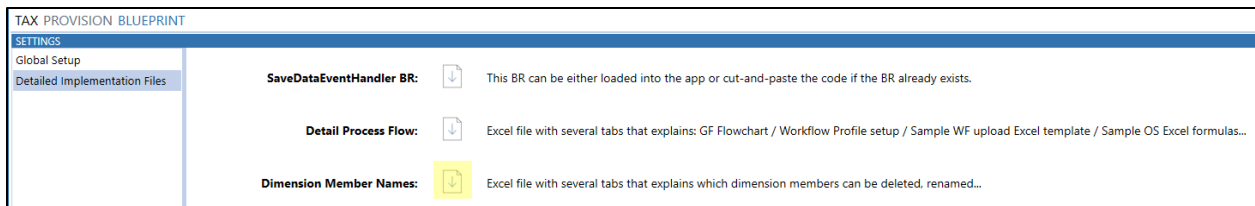
**Other Important System Design Information**

- National and/or Local group filing is either “On” or “Off” per country. It cannot be on for some entities/workflows and off for others.
- All dimension member parents should have the word “Total” somewhere in the description. This will assist with formatting the CV’s.
- We strongly recommend that you install the Tax Provision Blueprint app as is in a development environment.

- We have also supplied a supplemental Excel file that shows more detailed setup that is difficult to show and explain in Word. It is strongly recommended to review this file and reference it during your client specific setup. It can be downloaded from the Global Setting dashboard.



- There is also a supplemental Excel file that shows which dimension members can be deleted or renamed. It can be downloaded from the Global Setting dashboard.



- ! **Important!** Modifying business rules because Form POV's are not rendering properly should be a LAST resort. In almost all cases, it is due to improper metadata and workflow configuration errors or improper setup.

## WHAT TYPES OF TAX PROVISIONING CAN BE DONE?

OneStream Tax Provision Blueprint computes national and local tax provisions for an unlimited number of countries and local jurisdictions. The computation of tax provision includes current and deferred tax expense computations and related balance sheet account roll forwards. The system provides forms and computations to capture the impact of tax return true up, the financial statement impact of losses, credits and other tax attributes, and any payments or other activity that impacts tax accounts.

Forecast scenarios are included to calculate the full year forecasted tax provision for the current year's required period. Discrete data and losses not benefited are accounted for in the computation of the Interim Reporting run rate. This rate is then used to compute the Actuals period Applied Interim Reporting ETR.

We can compute national and/or local tax provisions by filing group ("Group Filing") with the related ability to control entity/filing group relationships through easily managed dashboards. Group filing (GF) refers to the aggregated computation of tax provision for a group of entities, with the combined results of the computations recorded on one of the entities within the group. Group filing may be adopted for national and/or local tax provision computations. When group filing is adopted in OneStream Tax Provision Blueprint, the UD7 dimension is used to store income and book tax adjustment information for the entity/members of the group. The following types of tax provision 'groupings' can be computed in this release:

- **National JD with no GF** – create a National tax provision with no group filing. Each entity calculates their own National tax provision.
- **National JD with GF** – create a National tax provision using group filing. One or more entities calculates a tax provision on behalf of a group of entities for the National JD.
- **Local JD with no GF** – create a Local JD tax provision with no group filing. Each entity calculates its own local jurisdiction tax provision for the local jurisdictions for which it is responsible.
- **Local JD with GF** – create a Local tax provision using group filing. One or more entities calculates a tax provision on behalf of a group of entities by each local JD.
- Any combination of the above can be used for each country.

When Group Filing is required, a country specific "LocalGroupFiler" and/or a "NatGroupFiler" workflow will be required. Only one of each can be used per country.

When a country contains one entity that is a 'GroupFiler', the entire country (jurisdiction) is subject to national group filing treatment in OneStream.

Similarly, when a country contains one or more local jurisdictions that require Group Filing, all local jurisdictions in that country are subject to local group filing treatment in OneStream.

See below example where Entities 1 through 4 are filing as a group, while entities 5 through 7 would effectively be separate company filings, all defined on the same group filing definition form.



<b>Sample Jurisdiction Group Filing</b>		
<b>Definition: TXP_XX</b>		
<b>Entity:</b>		
Entity 1 – Sample Group Filer Entity 1	Entity 1	Filer Rates
Entity 2 – Sample Group Filer Entity 2	Entity 1	
Entity 3 – Sample Group Filer Entity 3	Entity 1	
Entity 4 – Sample Group Filer Entity 4	Entity 1	
Entity 5 – Sample Group Filer Entity 5	Entity 5	Filer Rates
Entity 6 – Sample Group Filer Entity 6	Entity 6	Filer Rates
Entity 7 – Sample Group Filer Entity 7	Entity 7	Filer Rates

The Tax Provision Blueprint enables computation of the following combinations of group filings:

<b>Test Data Countries adopting this group filing combination *</b>	<b>National Jurisdiction</b>	<b>Local Jurisdictions</b>
<b>US</b>	No GF	GF
<b>Germany</b>	No GF	No GF
<b>UK</b>	No GF	n/a
<b>CA</b>	GF	GF
<b>Luxembourg</b>	GF	No GF
<b>UAE</b>	GF	n/a

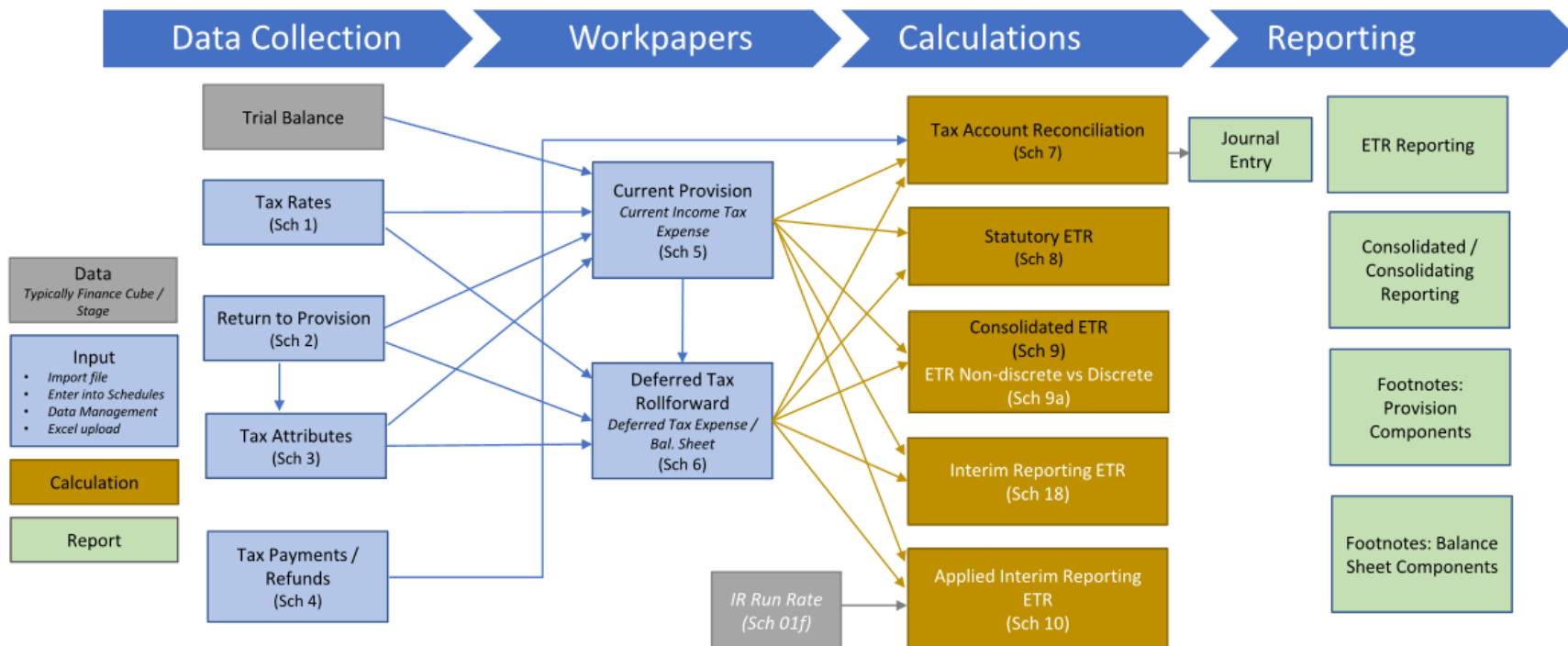
**Notes:** No GF = No Group Filing in which each entity calculates its own tax provision.

GF = Group Filing in which one entity can calculate a tax provision on behalf of other entities.

\* Country distinctions are for illustrative purposes and in no way represent tax filing requirements.

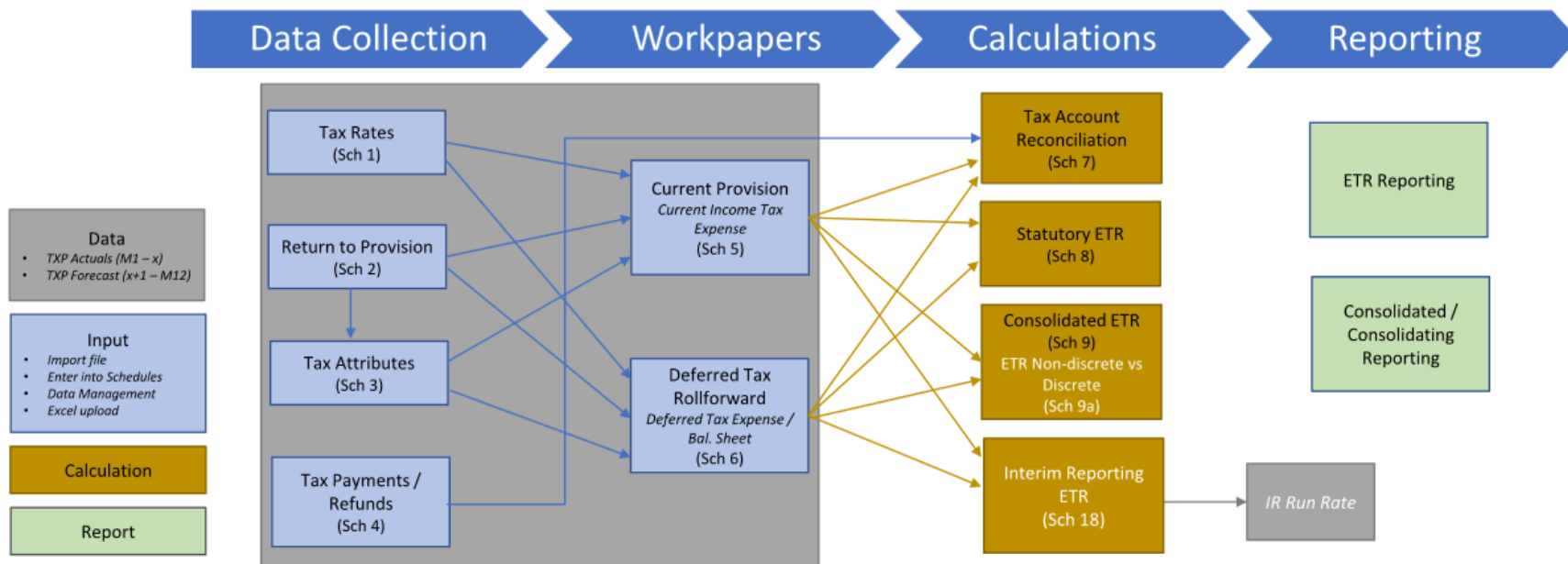
# DATA FLOW OVERVIEW – ACTUALS

The following diagram gives you a high-level overview of data flow through the Tax Provisioning Blueprint schedules.



## DATA FLOW OVERVIEW – FORECAST

The following diagram gives you a high-level overview of data flow through the Tax Provisioning Blueprint schedules for a forecast scenario.



## SETUP AND INSTALLATION

The Tax Provision Blueprint is a full application that provides the framework (sample Metadata, Business Rules, Cube Views, Forms/Schedules, Dashboards and Reports) for customers to build out a tax provision system. Sample metadata, including sample entities, accounts, scenarios, jurisdictions, and flows is included with the installed application. This ensures that the installed application will be fully functional, providing sample input forms. The OneStream System Administrator must first create/refresh the Development application from the Production application to verify the Development application has all the latest application Metadata and Workflow Profiles.




This section contains important details related to the planning, configuring, and installation of Tax Provision Blueprint. Before installing Tax Provision Blueprint, familiarize yourself with these details.



**Note:** The intended audience of this document is implementation specialists with a basic understanding of EPM solutions and OneStream dimensionality. Tax knowledge is also required.

See also: [MarketPlace Blueprint Modification Considerations.](#)

In addition to this document, there is a supplied Excel file that has several tabs that are key to helping to understand how and why objects have been set up, specifically around the workflow profiles. This file is located here:

TAX PROVISION BLUEPRINT	
SETTINGS	
Global Setup	
Detailed Implementation Files	
<b>SaveDataEventHandler BR:</b>	 This BR can be either loaded into the app or cut-and-paste the code if the BR already exists.
<b>Detail Process Flow:</b>	 Excel file with several tabs that explains: GF Flowchart / Workflow Profile setup / Sample WF upload Excel template / Sample OS Excel formulas...
<b>Dimension Member Names:</b>	 Excel file with several tabs that explains which dimension members can be deleted, renamed...

Click on the download icon and unzip the file.

## Implementation Process Overview

The following is a **high-level** list of the tasks required to implement the Tax Provision Blueprint. This list is meant to give you an overview of the key steps that need to be completed. It is **not** meant to be a step-by-step guide.

### Create the App

- Refresh Development Environment with copy of Production Application, including data, as a Development version of the Application.
- Create the **following** FX rates:

TXP_ClosingRate_FCST_M5 - Closing Rate for the M5 Forecast
TXP_ClosingRate_FCST_Q2 - Closing Rate for the Q2 Forecast
TXP_ClosingRate_FCST_Q3 - Closing Rate for the Q3 Forecast
TXP_YTDAverageRate - YTD Average Rate
TXP_YTDAverageRate_FCST_M5 - YTD Average Rate for the M5 Forecast
TXP_YTDAverageRate_FCST_Q2 - YTD Average Rate for the Q2 Forecast
TXP_YTDAverageRate_FCST_Q3 - YTD Average Rate for the Q3 Forecast

- Load the Tax Provision Blueprint zip file into the Development Environment.

### Update the App

- Update the Cube settings (See [Cube – XFW TXP.](#))
- Update Application Properties – Global Scenario and Global Time, Currency Filter, Start Year, End Year, User Defined Dimension descriptions and so on. (See [Application Properties.](#))
- Update metadata as necessary and allowed, for example:
  - Entities (See [Entities.](#))
    - Base entities use - UD1 Constraint / UD7 Constraint / UD1 Default / Text 7 / Text 8
    - Parent entities use - UD1 Constraint / UD7 Constraint / Text 7 / Text 8
  - Scenarios (See [Scenarios.](#))
  - Accounts (See [Accounts.](#))
  - Flow Members (See [Flow.](#))
  - UD1 Members (See [UD1 Tax Jurisdiction.](#))
    - Add / remove National and Local Jurisdictions.
    - Adjust what is considered Domestic. The default is US.
    - Add Text 1 to all base UD1 members.
    - Add Text 2 to the appropriate UD1 National members.
  - UD2 (See [UD2 Data Type.](#))
    - **TXP\_TxRecData** may require updating.
  - UD3 (See [UD3 Reporting Type \(Accounting Method.\)](#))
  - UD4 (See [UD4 Tax Type.](#))

- UD5 and UD6 are not used – default is None.

**Important!** If you use UD5, UD6 or the other dimensions differently than the Tax Provision Blueprint app setup, significant updates and testing will be required in all the BR's, CV's, parameters, and Dashboards.

- UD7 Members (See [UD7 Group Filing.](#))
  - Add group filing country entity members.
  - The entities in the UD7 dimension must have the same name as what is in the Entity dimension. **No** exceptions.
  - Minimum required members are: TXP\_TopTax / TXP\_GFEntities / None
- UD8 Members (See [UD8 Dynamic Calculations.](#))
- Run the Admin Dashboard and adjust the default settings for your application (See [Global Options.](#))
  - Select the Entity dimension.
  - Select the Tax Legal Entity hierarchy to be used.
  - Select the Security Role
  - Select the System Seed Year.
  - Enter the RTP range of years for bulk copy of return data.
  - Select the Expiration year as the lower limit for Schedule 3.
  - Select the number of years for the upper limit for Schedule 3.
  - Select the Tax year as the lower limit for Schedule 4.
- Download the SaveDataEventHandler BR and either load it into your app if it does not already exist or copy in the syntax to the existing BR. (See [SaveDataEventHandler.](#))
- Review all the [parameters](#) and update where necessary based on metadata changes (most will not require updates).
- Review and update Dashboards and Cube Views as needed.
- Review and update Business Rules as needed.
- Modify [Workflow Profile](#) structures and assign Entities.
  - Multiple WF Profiles have been created for reference.
  - All entities assigned to a workflow must be in the same tax country (national jurisdiction).
  - Workflow Text 1, 2 and 3 are used on all base level workflows (at both the Tax Schedule/Forms workflow and the immediate parent workflow).
- Review the [confirmation rules](#), adding, adjusting, removing, or deleting rules as needed.
- Review and update [Data Management](#) for copy of National-to-National Provision, National to Local Provision and National to Local Return data.

### Using the App (usually done in the Dev app)

- For Sch 03 Tax Attributes, calculate the first column for the **TXP\_GLTaxAdmin** entity. This will populate the Flow Members for the Origin year. This needs to be done for the Seed Year and onwards. It can be an annual process, or the admin can do multiple future years all at once. This can

only be done for one workflow year at a time. There is a supplied Cube View to help with this process (OnePlace / Cube Views / Sch 03 – Origin Year – Populated by the Admin).

- Group Filing Definitions:
  - National group filing: Enter in the National Group Filing definitions using Sch LP 01a.
  - Local group filing: Enter in the Local Group Filing definitions using Sch LP 02a.
  - LP 01a and LP 02a drive what gets displayed in the POV of other schedules.
  - If there are no requirements for group filing, both national and local jurisdictions, then there is no need for this definition setup.
- Data (avoid manually entering data as you will need to also load the data into QA / Prod.):
  - Take the time upfront to create import data files. This will help when migrating to other environments.
  - Input Closing Balances (Seed Year) – Tax Provision Blueprint default Seed year is 2019.
  - Enter the National / Local jurisdiction tax rates.
  - Enter the Consolidation tax rate beginning the year after the Seed Year.
  - Load the pretax income and tax account balances from the Finance Cube (if needed, use Data Management jobs, Data Sources and Transformation rules).
  - Load / Input Historical Data / Reconcile to legacy system.
- Delete, update and/or create new Confirmation Rules (See [Confirmation Rules](#)).
- Create security groups and assign security permissions to User Groups (See [Security Roles](#) and [Security](#)).
- Testing of Development Application – including validating data and the BR calculations.

## Migrating the App to QA / Production

- Test the QA migration:
  - Create a migration document with all the required steps.
  - Refresh QA with a recent copy of Prod.
  - Extract from Dev on a piecemeal basis the artifacts like Cube, Dimensions, Workflow Profiles, Workflow Templates, Form Templates, Cube Views, Dashboards, Parameters, Business Rules, Data Management jobs and so on for use in QA.



**Important!** For BR's, you may need to cut and paste lines of code if the BR already exists.

- Load in the objects into the QA (Prod) environment.
- Import the data files in the QA (Prod) environment.
- Validate the data.
- Test the QA app to ensure migration was successful.
- Update the migration document with any changes so that the migration to Prod is successful.

- Apply the same above steps to the Production Application. We suggest doing this while related users are not logged into the system.
- Create / update training materials.

## Software Dependencies

Component	Description
OneStream 7.3.0 or later	Minimum OneStream Platform version is required to install this version of Tax Provision Blueprint.

## Select the Tax Provision Development Location

Before beginning the installation, decide whether to build Tax Provision Blueprint directly in the Production OneStream application or in a separate Development OneStream application. This section provides some key considerations for each option.

**Production OneStream Application:** The primary advantage of building Tax Provision Blueprint in a Production application is that you will not have to migrate the resulting work from the Development application. However, there are intrinsic risks when making design changes to an application used in a Production capacity and this is seldom advised.



**Note:** It is strongly recommended that you implement Tax Provision Blueprint in the Development environment with a fresh copy of the Production application before starting work.

**Development OneStream Application:** As a best practice, use the Development OneStream application to build your Tax Provision app. Leveraging an existing development OneStream application environment is the safest method for building out your solution.

## Create the OneStream Development Application

Copy your Production OneStream application into your Development environment and rename it. This Development version will be your Tax Provision Blueprint development application.

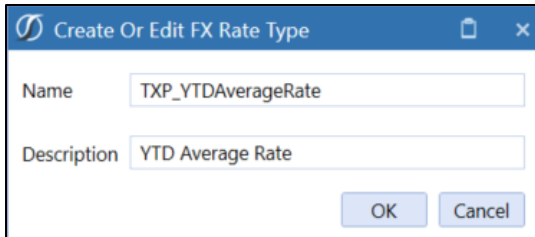
## Create New FX Rate Types

When the Development application is refreshed from the Production application, the Administrator must manually create the seven new FX Rate Types in the target OneStream application before beginning the installation and file import processes. The FX Rate Type contains a unique GUID identity code for each application at the time it is created, alleviating potential conflicts caused by importing the FX Rate Type with a conflicting GUID from another application. To create a new FX Rate Type:

1. From the application tab, click **Cube > FX Rates**.



2. On the **FX Rates** tab, click **Create or Edit FX Rate Type** and type the following information:  
**Name:** TXP\_YTDAverageRate  
**Description:** YTD Average Rate
3. Click **OK**.



The screenshot shows a dialog box titled "Create Or Edit FX Rate Type". It has two input fields: "Name" with the value "TXP\_YTDAverageRate" and "Description" with the value "YTD Average Rate". At the bottom right, there are two buttons: "OK" and "Cancel".

Repeat the process for the other FX rates as follows:

TXP\_ClosingRate\_FCST\_M5 - Closing Rate for the M5 Forecast  
TXP\_ClosingRate\_FCST\_Q2 - Closing Rate for the Q2 Forecast  
TXP\_ClosingRate\_FCST\_Q3 - Closing Rate for the Q3 Forecast  
TXP\_YTDAverageRate - YTD Average Rate  
TXP\_YTDAverageRate\_FCST\_M5 - YTD Average Rate for the M5 Forecast  
TXP\_YTDAverageRate\_FCST\_Q2 - YTD Average Rate for the Q2 Foecast  
TXP\_YTDAverageRate\_FCST\_Q3 - YTD Average Rate for the Q3 Forecast

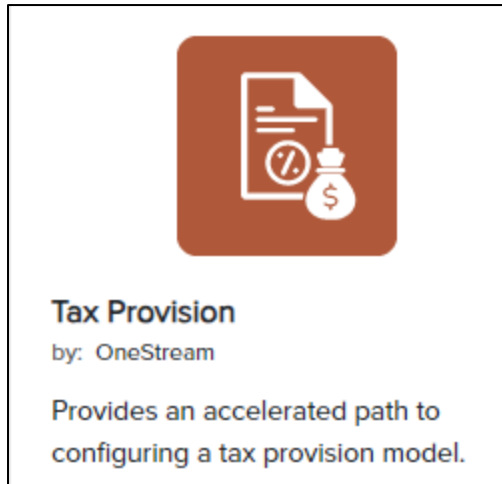
After you have successfully added all these FX Rate Types, import the Tax Provision Blueprint “zip” file.



**Important!** These seven FX rate types must exist in the app before you can successfully load in the application zip file.

## Install Tax Provision Blueprint

1. On the OneStream MarketPlace web site, click **MarketPlace > Tax Provision**.



2. On the Tax Provision Blueprint page, select the appropriate OneStream Platform version from the **Platform Version** drop-down list.
3. Select the most recent version from the **Solution Version** drop-down list and then click **Download**.
4. Log in to OneStream.
5. Make sure the seven FX rate types exist.
6. On the **Application** tab, click **Tools > Load/Extract**.
7. On the **Load** tab, locate the Tax Provision Blueprint package using the **Select File** icons and click **Open**.
8. When the blueprint file name appears, click **Load**.
9. Click **Close** to complete the installation.

## Component Modification Guidelines

Category	Description	Example(s)
<b>Must Modify</b>	Maintenance items that need to be updated as the customer's OneStream Financial Model application undergoes normal metadata management processes. The maintenance of these items will keep the applications in synch to provide consistent and accurate Tax Provision Blueprint calculations in the customer's environment.	<ul style="list-style-type: none"> <li>• Updating the UD1 Jurisdictions are client-specific (add / remove US states).</li> </ul>
<b>Do Not Modify</b>	Components are core to the application. Any modification may cause unintended results within the application, resulting in the engagement of the customer's implementation consultants to provide support.	<ul style="list-style-type: none"> <li>• Renaming supplied parameters will cause Cube Views, Dashboards, and Business Rules to be executed incorrectly.</li> <li>• Renaming the top dimension members will cause significant rework to the rules file.</li> </ul>
<b>Can Modify</b>	Components are expected to be customized to tailor Tax Provision Blueprint to meet the needs and design decisions of the customer's OneStream Financial Model application and Tax Provision Blueprint processes. The implementation team should develop clear documentation for changes made to these areas to ensure proper migration of changes from the Development Application to the Test Application and Production Application, and to help the customer and OneStream's Support team understand the impact and expected maintenance for these components.	<ul style="list-style-type: none"> <li>• Renaming Cube Views.</li> <li>• Modifying member descriptions.</li> <li>• Renaming base level members.</li> </ul>

## Member Description Modifications

Although modifying Member Descriptions does not generally impact functionality, it may cause unnecessary confusion when done with Dimension Members where it is not expressly recommended.

All dimension member parents should have the word **“Total”** somewhere in the description. This will assist with formatting the CV's.

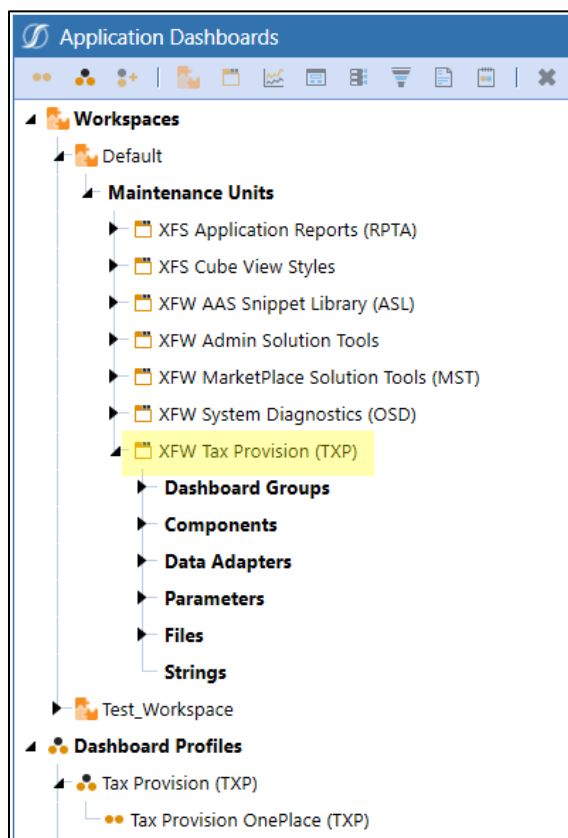
### See also:

- *Foundation Guides – Extracting and Loading Dimensions in the OneStream Design and Reference Guide.*
- *Application Tools – Load/Extract Application Artifacts in the OneStream Design and Reference Guide.*

## Package Contents

### Dashboard Maintenance Unit

The Dashboard Maintenance Unit includes all the Dashboard Components that make up the graphical user interface (GUI) for Tax Provision Blueprint. These components include the Dashboard Groups, Components, Data Adapters, Parameters and Files used to build the blueprint.



Here is a partial list of the supplied dashboards:



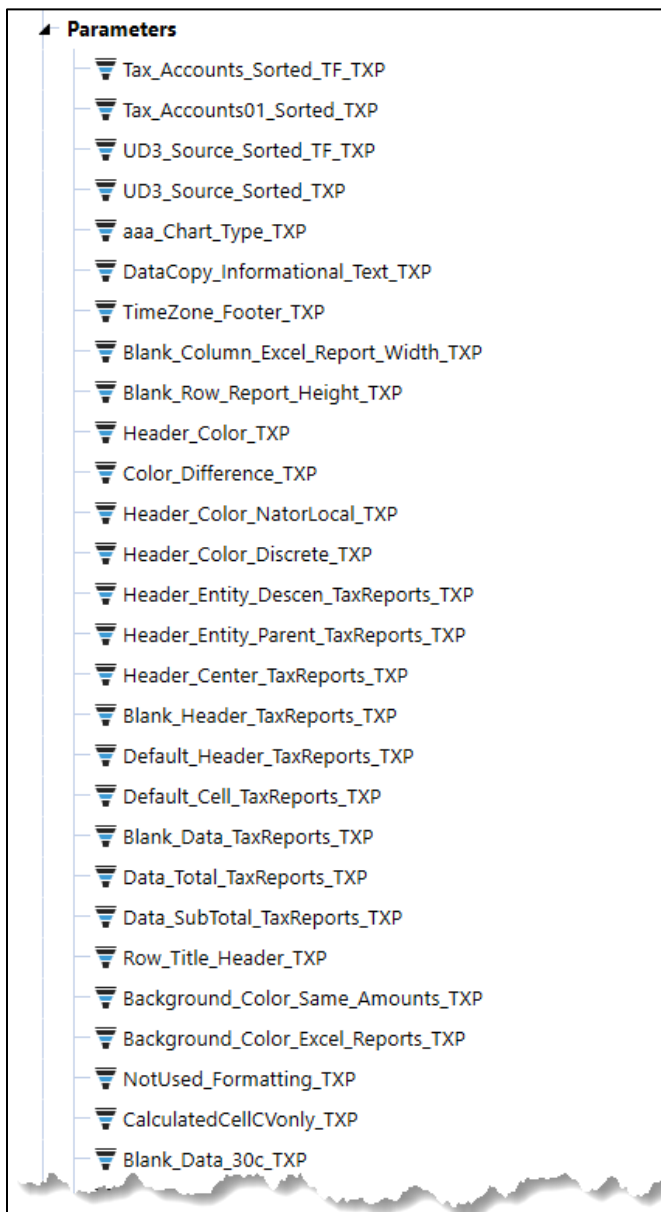
**Dashboard Maintenance Unit Modification Exception**

The exception to the **Do Not Modify** rule described in [Component Modification Guidelines](#) is when updating the Parameters for a design decision. Care has been taken to make the parameters as dynamic as possible by using parameters in parameters and avoiding hard coding any dimension member.

Example:

UD1_JD_MASTER_TXP	Dimension	XFW_TXP_UD1
UD1_JD_MASTER_LV_TXP	Member Filter	XFBR(TXP_ParamHelper, DetermineUD1, ScenarioName=[WFSscenario], EntityName=[ WF_TaxEntities_WFText2_P1_TXP ], UD4Name=TXP_Local, IncludeNatUD1=[ IncludeNatUD1 ])

Partial screen shot of the parameters used in Tax Provision Blueprint:





**Important!** TXP Parameters are core to the application and must not be modified or modified with **extreme** care.

## Tax Provision Blueprint Forms

There are numerous Form Template Groups that come with Tax Provision Blueprint. They have been split into manageable groups to assist with creating the XFW Form Template Profiles. It includes forms for preparing and reviewing the schedules and to support the tax provision process. These should only be modified when needed for other design decisions or metadata maintenance. Careful consideration should be made when moving schedules between groups or adding new schedules into groups.

One of the XFW Form Template Profiles is assigned to each Workflow Profile in which it is desired to display those Forms and collect their inputs.

The assignment of Required, Optional or Not Used to a Form may be changed as per client specifications.



**Tax Provision Blueprint Schedules** use dashboards for the Form Templates instead of Cube Views:

The screenshot shows a tree view of 'Form Template Groups' on the left and a properties pane on the right. The '5 Current Provision' group is selected. The properties pane shows the following details:

General	
Name	5 Current Provision
Description	Current Provision
Form Type	Dashboard
Dashboard	0_Frame_Sch5_TXP
Excel File (optional)	
Refresh Spreadsheet When Opened	True
Workflow	
Form Requirement Level	Required
Form Frequency	All Time Periods
Frequency Member Filter	
Time Member Filter For 'Complete Form'	
Literal Parameter Values	
Name Value Pairs (e.g., Param1=Value1, ...)	IncludeNatUD1=True

### Business Rules

**TXP\_BusinessRules** is the main Finance Business Rule that provides all the calculations for the Tax Provision Blueprint process. This rule is assigned as Business Rule 1 for the XFW\_TXP Cube because all the calculations in Tax Provision Blueprint are performed in **TXP\_BusinessRules**.

If Member Formula calculations are required for an implementation design, the Implementor may need to move the **TXP\_BusinessRules** Rule to Business Rule 3 on the XFW\_TXP Cube to ensure that this Business Rule runs after Member Formulas (1 - 4) are processed. See [Cubes](#) for additional information on Cube Properties.

The screenshot shows a tree view of 'Finance' on the left and a 'Business Rules' table on the right. The 'TXP\_BusinessRules' rule is selected in the tree view.

Business Rules	
Business Rule 1	TXP_BusinessRules
Business Rule 2	(Not Used)
Business Rule 3	(Not Used)
Business Rule 4	(Not Used)
Business Rule 5	(Not Used)
Business Rule 6	(Not Used)
Business Rule 7	(Not Used)
Business Rule 8	(Not Used)

**See also:** *Data Unit Calculation Sequences (DUCS)* in the *OneStream Design and Reference Guide*.



## XF Design Guide

## Chapter 1: Financial Model Guides

**Guidelines on Formula Passes**

There are 16 Formula Passes and one Dynamic Calculation Formula Type available on each Member. Formulas that do not depend on one another can exist in the same formula pass and will be calculated in parallel using OneStream's advanced parallel formula processing engine.

As a basic guideline, customers should think about organizing formulas by account/collection type across OneStream's available formula passes using the following examples.

**Formula Pass 1 - 8**

Trial Balance

**Formula Pass 5-7**

Translation logic related to Cash Flow

**Formula Pass 8 or 9**

Balance Account and CTA account

**Formula Pass 9 - 16**

Non - Trial Balance

All formulas in a *pass* are processed at the same time, so they cannot have dependencies on one another.

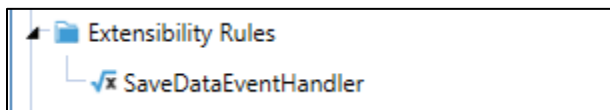
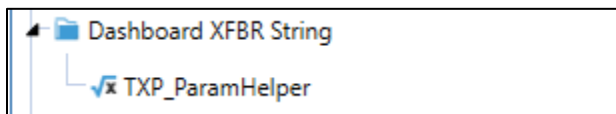
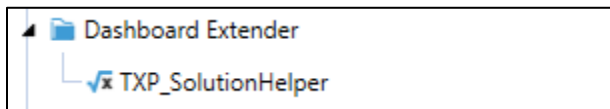
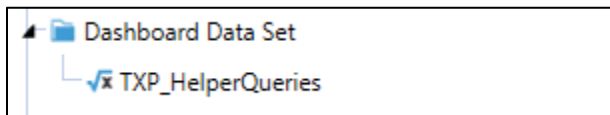
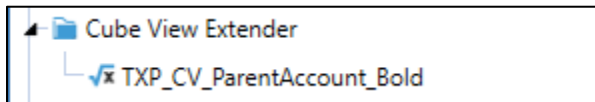
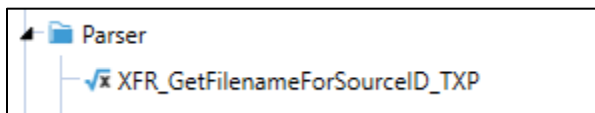
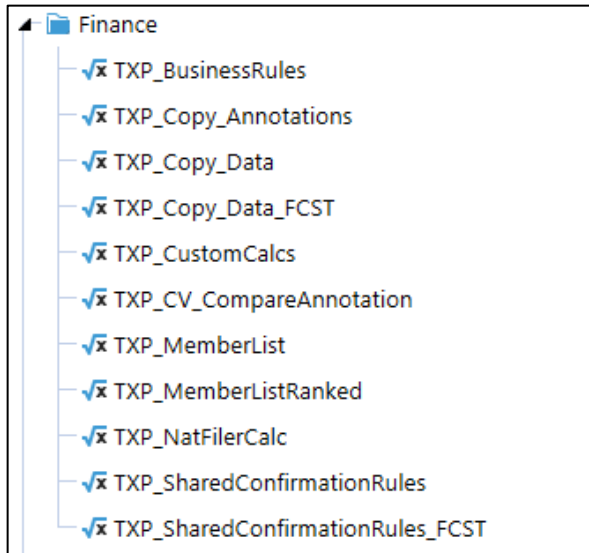
**Calculation Sequence of a Single Data Unit**

The items below detail the specific list of tasks executed for each Data Unit's calculation process. As an example, the following steps are executed for a single Data Unit when a user selects *Calculate* for a single Entity, Scenario, and Time period.

**Data Unit Calculation Sequences (DUCS)**

- 1.) Clear previously calculated data for the Data Unit.
- 2.) Run the Scenario's Member Formula, which is typically used for seeding a Scenario's data from another Scenario or from a prior year.
- 3.) Run reverse translations by calculating Flow Members from other *Alternate Currency Input* Flow Members. This is part of OneStream XF's built-in ability for an Entity to accept input using multiple currencies.
- 4.) Execute Business Rules (1 and 2). Up to 8 Business Rule files can be attached to each Cube.
- 5.) Run Formula Passes (1 – 4) for the Cube's Account Dimension Members, then Flow Members, and then User Defined Members. The Formula Pass is specified using each Member's Formula Type property in the Dimension Library.
  - Account, Flow, UD1, UD2, ... UD8 (*Member Formula Execution*)
- 6.) Execute Business Rules (3 and 4).
- 7.) Run Formula Passes (5 – 8).
  - Account, Flow, UD1, UD2, ... UD8 (*Member Formula Execution*)
- 8.) Execute Business Rules (5 and 6).
- 9.) Run Formula Passes (9 – 12).
  - Account, Flow, UD1, UD2, ... UD8 (*Member Formula Execution*)
- 10.) Execute Business Rules (7 and 8).
- 11.) Run Formula Passes (13 – 16).
  - Account, Flow, UD1, UD2, ... UD8 (*Member Formula Execution*)

The other business rules that are used in the Tax Provision Blueprint are as follows. They are explained [later in this document](#).



## Reports

Several reports are supplied with the Tax Provision Blueprint app. The majority are in the Home Page report section.

TAX PROVISION BLUEPRINT									
HOME									
Report Groups TAX PROVISION BLUEPRINT SOLUTION Overview of Rates / RTP Years / Nat. Process / LNB Metadata Review FX Currency Rates Calc Status Tax Provision Overview Reports Group Filings Analysis Trend Reports Consolidating Reports Tax Reviewer - Actual Reports (Actual Scenario only) Tax Reviewer - Forecast Reports National Benefit Analysis									
Entity (Country & Lower): Alpha Sort: Year: Time Period: View: Source: Jurisdiction Type: Currency: Show Curr Code: Data Decimal Places: Refresh Data									
Schedule 05 (10d) - Current Provision - Local Consolidating - By UD1 for: TXP_US_Total									
TXP_US_Total	TXP_US_Total	TXP_US_Total	TXP_US_Total	TXP_US_Total	TXP_US_Total	TXP_US_Total	TXP_US_Total	TXP_US_Total	TXP_US_Total
TXP_US_AL	TXP_US_CA	TXP_US_DE	TXP_US_GA	TXP_US_IL	TXP_US_NV	TXP_US_AL	TXP_US_CA	TXP_US_DE	TXP_US_GA
TXP_GFEntities	TXP_GFEntities	TXP_GFEntities	TXP_GFEntities	TXP_GFEntities	TXP_GFEntities	TXP_GFEntities	TXP_GFEntities	TXP_GFEntities	TXP_GFEntities
TXP_Actual	TXP_Actual	TXP_Actual	TXP_Actual	TXP_Actual	TXP_Actual	TXP_Actual	TXP_Actual	TXP_Actual	TXP_Actual
Dec 2021	Dec 2021	Dec 2021	Dec 2021	Dec 2021	Dec 2021	Dec 2021	Dec 2021	Dec 2021	Dec 2021
YTD	YTD	YTD	YTD	YTD	YTD	YTD	YTD	YTD	YTD
OKMC									
<b>14,107,679</b>	1,230,138	2,207,234	2,645,875	3,184,303	1,931,616	2,908,712			
<b>185,276</b>	38,082	3,633	24,302	37,457	58,126	23,677			
<b>185,276</b>	<b>38,082</b>	<b>3,633</b>	<b>24,302</b>	<b>37,457</b>	<b>58,126</b>	<b>23,677</b>			
<b>14,292,955</b>	<b>1,268,220</b>	<b>2,210,867</b>	<b>2,669,977</b>	<b>3,221,760</b>	<b>1,989,742</b>	<b>2,932,389</b>			
<b>(1,378,206)</b>	(204,438)	(225,108)	(142,430)	(238,887)	(273,336)	(294,006)			
<b>(249,836)</b>	(34,750)	(44,395)	(22,348)	(47,151)	(45,773)	(55,419)			
<b>212,806</b>	33,171	30,415	24,903	33,171	46,951	44,195			
<b>197,949</b>	29,087	35,977	22,198	34,599	34,599	41,489			
<b>(104,148)</b>	(27,233)	(10,698)	326	(12,076)	(35,501)	(18,966)			
<b>(16,886)</b>	(4,009)	1,503	2,606	(3,457)	(9,520)	(4,009)			
<b>(579,142)</b>	(84,581)	(98,361)	(70,802)	(103,873)	(103,873)	(117,652)			
<b>136,631</b>	20,820	22,887	15,308	22,887	26,331	28,398			
<b>(317,556)</b>	(24,427)	(62,008)	(62,634)	(64,513)	(33,196)	(70,777)			
<b>(338,225)</b>	(56,371)	(56,371)	(56,371)	(56,371)	(56,371)	(56,371)			
<b>279</b>				9,260	(694)	(8,287)			
<b>(1,657)</b>						(1,657)			
<b>71,403</b>				19,417	20,669	31,317			
<b>(2,366,589)</b>	<b>(352,732)</b>	<b>(406,159)</b>	<b>(289,245)</b>	<b>(406,995)</b>	<b>(429,715)</b>	<b>(481,743)</b>			
<b>11,926,366</b>	<b>915,489</b>	<b>1,804,708</b>	<b>2,380,731</b>	<b>2,814,764</b>	<b>1,560,028</b>	<b>2,450,646</b>			
<b>100,929</b>	12,113	19,003	16,936	19,003	13,491	20,381			
<b>168,424</b>	20,193	30,528	22,674	30,528	27,083	37,418			
<b>269,353</b>	<b>32,307</b>	<b>49,531</b>	<b>39,610</b>	<b>49,531</b>	<b>40,574</b>	<b>57,799</b>			
<b>161,597</b>	28,449	24,866	13,567	24,866	36,716	33,134			

Other reports are available on the Workflow in the Analysis section.

Workflow
Process
Confirm
Certify

→ XFW\_TXP\_US\_107\_Nat\_LocalGF

TXP\_Actual

2020

2020 Periods

- ▶ Jan
- ▶ Feb
- ▶ Mar XFW\_TXP\_US\_107\_Nat\_Lo
  - Import
  - Tax Schedules
- ▶ Apr
- ▶ May
- ▶ Jun
- ▶ Jul
- ▶ Aug
- ▶ Sep
- ▶ Oct
- ▶ Nov
- ▶ Dec

Status

Process Cube

---

Analysis

Cube Views

- Sch 2a - Review UD2 "Local" Gross and Tax Calcs
- Sch 2b - Review UD2 "National" Gross and Tax Calcs
- Sch 5b - Review UD2 Gross and Tax Calcs
- Sch 5c - Review NatGF No Local
- Sch 5c - Review NatGF Yes Local
- Sch 6b - NatGF No - DefLocal Review
- Sch 6b - NatGF Yes - DefLocal Review
- Sch 6c - Deferred Tax Rollforward Tax - Detail FX
- Sch 7 - Tax Account Reconciliation Review
- Sch 8\_9 - ETR Review

## SETTINGS



The **Settings** page contains the Global Options tab in which key properties that guide administration are set.

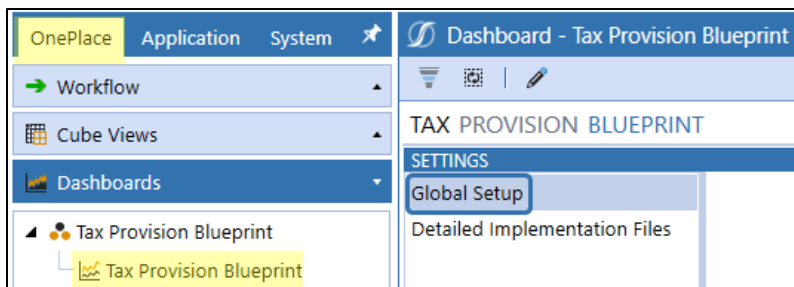
## Global Options

The **Global Options** page contains eight properties that must be set before the start of any unit testing. After defining the Entity Dimension, set the Tax Entity hierarchy and the other Global Options. These settings cannot be saved until all options are set. It is recommended you not change these settings after loading data.



**Note:** All **Global Options** settings are saved to literal parameters.

Access the Setting dashboard from here:



Access to the “Global Setup” page is limited to both the OneStream security group “Administrators” and to the security group that is selected on the Global Setup page. There is an XFBR rule in TXP\_ParamHelper where the security group is evaluated.

```
Public Function GetUserIsAdmin(ByVal si As SessionInfo, ByVal globals As BRGlobals, ByVal api As Object, ByVal args As DashboardStringFunctionArgs) As String
    Try
        'Check to see if the user is an administrator / quasi-admin (Can be used to hide objects that are administrator only)
        'Get the Security Role from the Setting / Global Setup page (ie: Administrators)
        'See Dashboard component: btn_ShowSettings_TXP

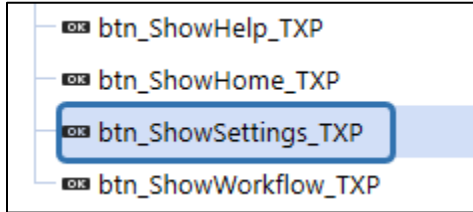
        Dim SecurityRole_TXP As String = String.Empty
        SecurityRole_TXP = BRApi.Dashboards.Parameters.GetLiteralParameterValue(si, False, "StoredSecurityRole_TXPT")

        Using dbConnFW As DBConnInfo = BRApi.Database.CreateFrameworkDbConnInfo(si)
            'PV620 SV300: Changed the hard coded reference to "Administrators" to the stored security group that is set on the Global Setup page
            'If EngineSecurity.IsUserInGroup(dbConnFW, "Administrators") Then
            If EngineSecurity.IsUserInGroup(dbConnFW, SecurityRole_TXP) Then
                'User is in the specific security group, Return True
                Return "True"
            Else
                'User is NOT admin, Return False
                Return "False"
            End If
        End Using

        Catch ex As Exception
            Throw ErrorHandler.LogWrite(si, New XFException(si, ex))
        End Try
    End Function
```

 **Note:** The “Administrators” security group “bypasses” all other security groups.

This XFBR rule is referenced on the dashboard component “btn\_ShowSettings\_TXP”.



Formatting	
Text	
Tool Tip	Show Settings Page
Display Format	BackgroundColor = Transparent, BorderColor = Transparent, HorizontalAlignment = Right, MarginLeft = 20, <b>isVisible = [XFBR(TXP_ParamHelper,GetUsersAdmin)]</b>

If a user is in this security group, then they will see the “Settings” icon in the upper right-hand corner...



and have access to this page:

TAX PROVISION BLUEPRINT ⌂ ☰ ⚙️ ?

**SETTINGS**

Global Setup

Detailed Implementation Files

**Select the Tax Entity Dimension:** XFW\_TXP\_Entities

**Select the Top Tax Entity:**

- None
- TXP\_Legal\_CTX - Total Tax Legal
- TXP\_Domestic\_Total - Total Domestic
- TXP\_Intl\_Total - Total International
- TXP\_GLTaxAdmin - Global Tax Admin

**Security Role (Manage Tax Setup):** Administrators Access to the Settings / Global Setup (this page).

**Seed Year:** 2019

**For Bulk Copy (Return Data) - RTP Range of Years:** 3 Number of years prior to the WF year (valid values are 1-5).

**Schedule 03 - Expiration Year (lower limit):** 2000 Used only in the Seed year.

**Schedule 03 - Expiration Year (upper limit):** 30 Number of years past the WF year (valid values are 10-99).

**Schedule 04 - Tax Year (lower limit):** 2004

**Save**

## Select the Entity Dimension and Entity

The Entity (Hierarchy) is referenced in rules and parameters. In the drop-down list box, select the Entity Dimension and then highlight the top-level tax provision legal entity parent.

## Security Role (Manage Tax Setup):

You now have the ability to use a specific security group to control access to this Global Setup page. You do not have to use the OneStream security group "Administrators".

## Seed Year

A 4-digit Dashboard Parameter used in the initial configuration of Tax Provision Blueprint to store the seed year of the application. This parameter is used in Business Rules to calculate tax provision data.

## For Bulk Copy (Return Data) - RTP Range of Years

Select how many years prior to the workflow that you want available when copying the national to local return data (bulk or single POV copy). The default is "3". Valid values are 1 to 5. This value is used in Schedules DM 20b / DM20bAdmin, DM 20b2 / DM20b2Admin, DM 30b / DM30bAdmin, and DM 30b1 / DM30b1Admin.

## Sch 03 Expiration Year (lower limit)

A 4-digit Dashboard Parameter is used to limit what the user can input as the lower limit expiration year for Schedule 3, but only in the Seed Year.

## Sch 03 Expiration Year (upper limit)

A 2-digit Dashboard Parameter is used to limit what the user can input as the maximum expiration year for Schedule 3. This 2-digit value is added to the current WF (Workflow Year).

## Sch 04 Tax Year (lower limit)

A 4-digit Dashboard Parameter is used to limit what the user can input as the lower limit tax year for Schedule 4.

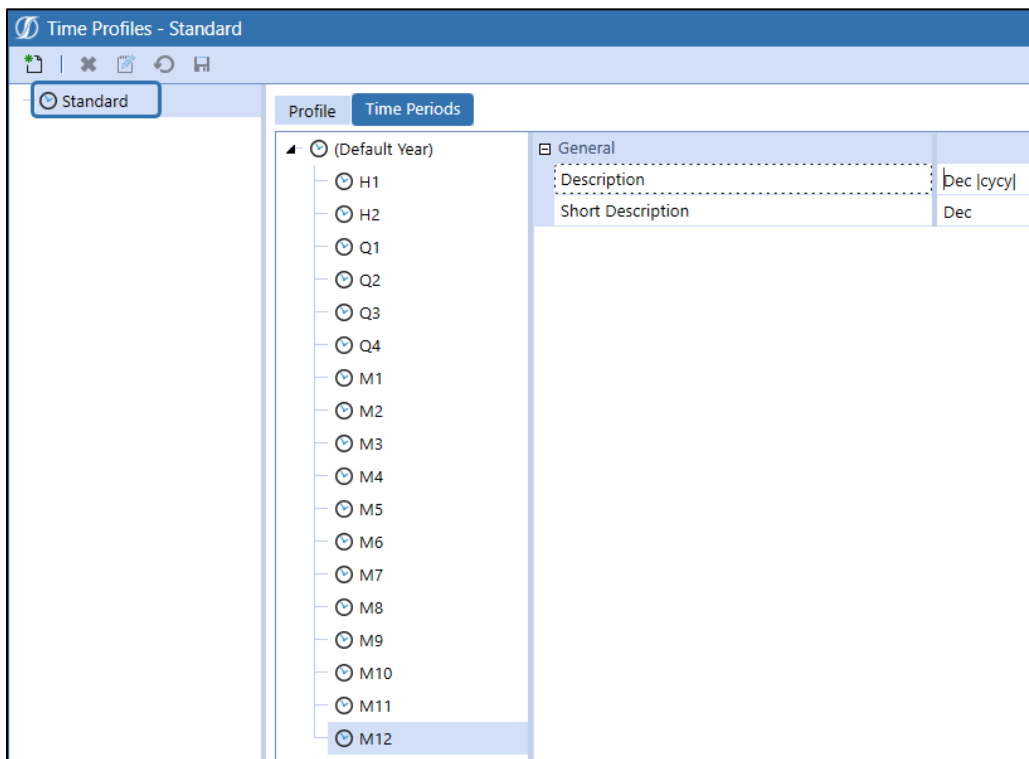
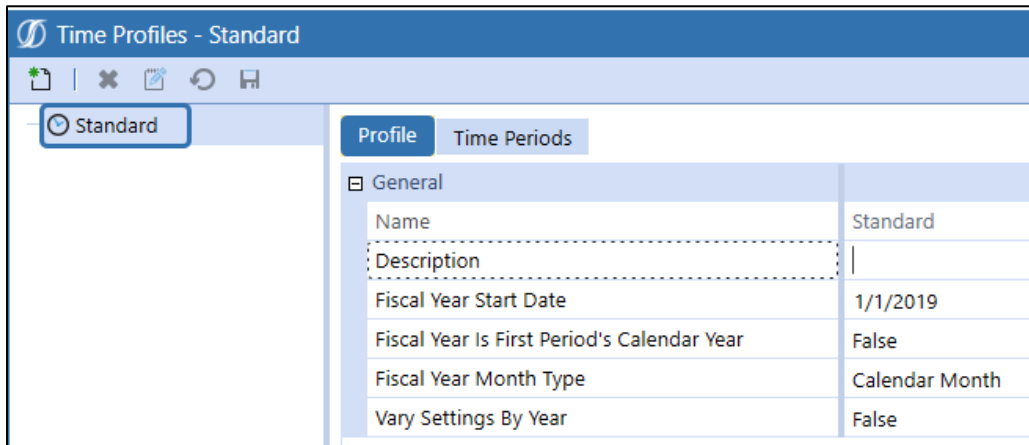


**Important!** All fields in **Global Options** must contain a valid response in order to save.

# TAX PROVISION BLUEPRINT COMPONENTS

## Time Profiles

The XFW\_TXP cube uses the “Standard” time profile. The Fiscal Year Start Date is set to 1/1/2019. These settings can be adjusted based on your application.



## Cube – XFW\_TXP

The XFW\_TXP Cube is the organizational structure that holds the Tax Provision Blueprint data. Related XFW\_TXP Cubes may need to be created for OneStream Linked Cube application designs if entries are necessary on the Cube References tab of this Cube (depending on Entity Dimension assigned and if Extensible Dimensionality is in play).

If you opt to not use the Cube name “XFW\_TXP”, then **extensive** search and replace will be required on all objects in the Tax Provision Blueprint application. Therefore, changing the Cube name is **NOT** recommended.

**See also:** *Linked Cubes in the OneStream Design and Reference Guide.*



**Note:** Cube setup changes to the original objects may impact calculations or data access.

### Cube Properties – General

The following Cube Properties are core to the application:

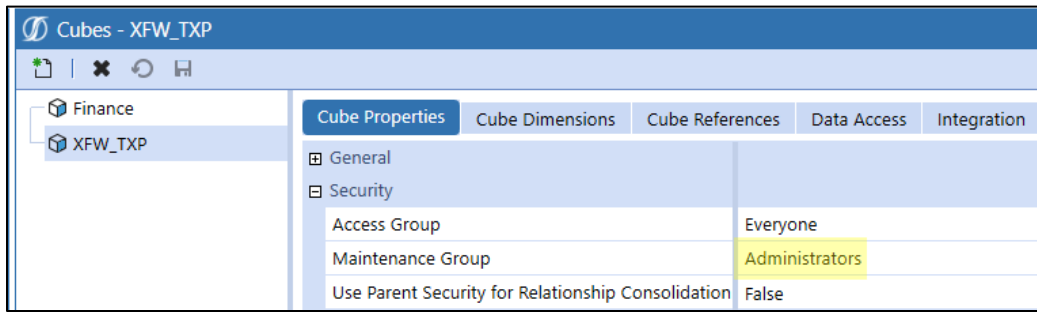
- Description: Tax Provision Blueprint - May be changed.
- Cube Type: Tax - **Do not change**.
- Time Dimension Profile: Standard - May be changed but will require review and possible updates to Business Rules, Cube Views, reports, workflows, and other objects.

	Cube Properties	Cube Dimensions	Cube References	Data Access	Integration										
Finance	<table border="1"> <thead> <tr> <th colspan="2">General</th> </tr> </thead> <tbody> <tr> <td>Name</td> <td>XFW_TXP</td> </tr> <tr> <td>Description</td> <td>Tax Provision Blueprint</td> </tr> <tr> <td>Cube Type</td> <td>Tax</td> </tr> <tr> <td>Time Dimension Profile</td> <td>Standard</td> </tr> </tbody> </table>					General		Name	XFW_TXP	Description	Tax Provision Blueprint	Cube Type	Tax	Time Dimension Profile	Standard
General															
Name	XFW_TXP														
Description	Tax Provision Blueprint														
Cube Type	Tax														
Time Dimension Profile	Standard														
XFW_TXP															

### Cube Properties - Security

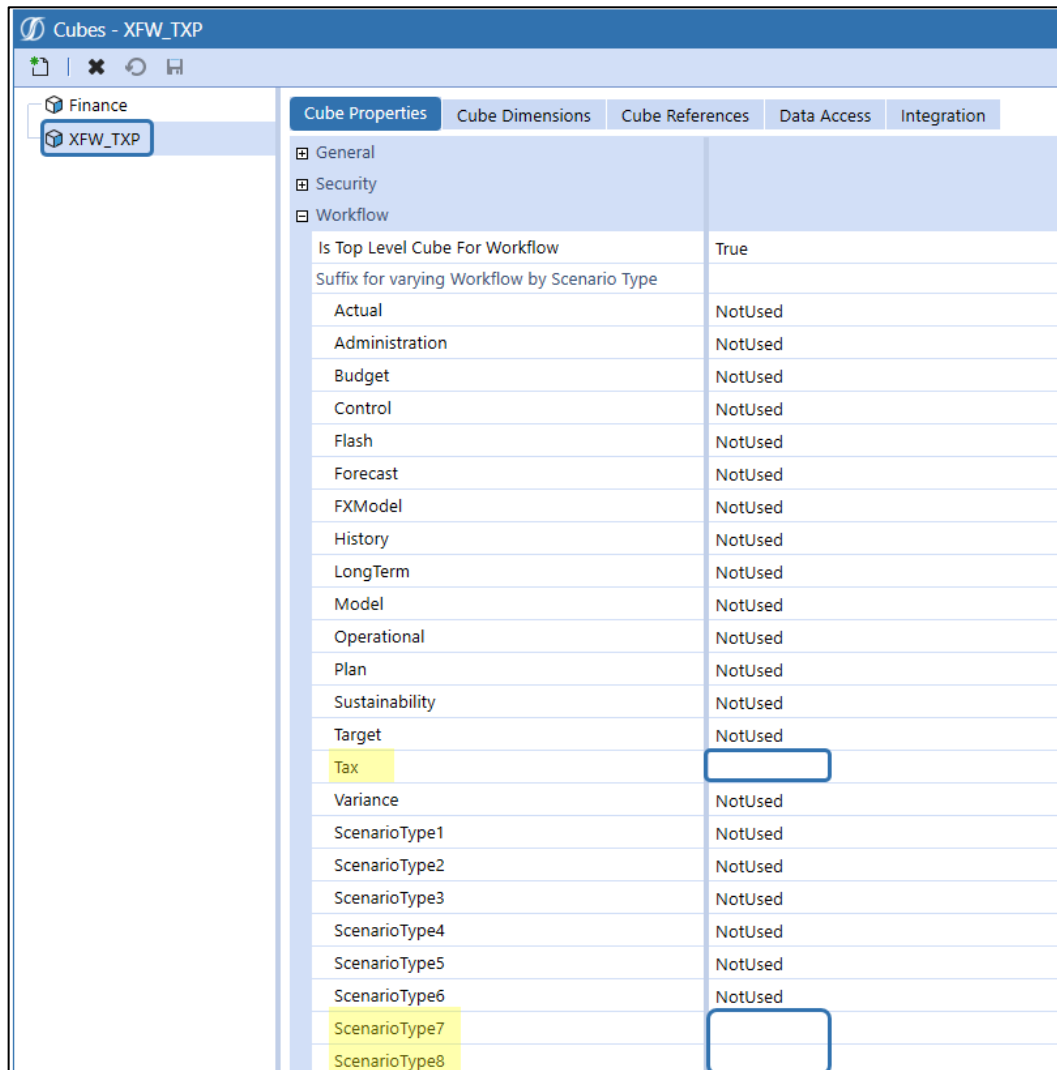
Security will need to be implemented for each application. The only change that was made here is with the Maintenance Group.





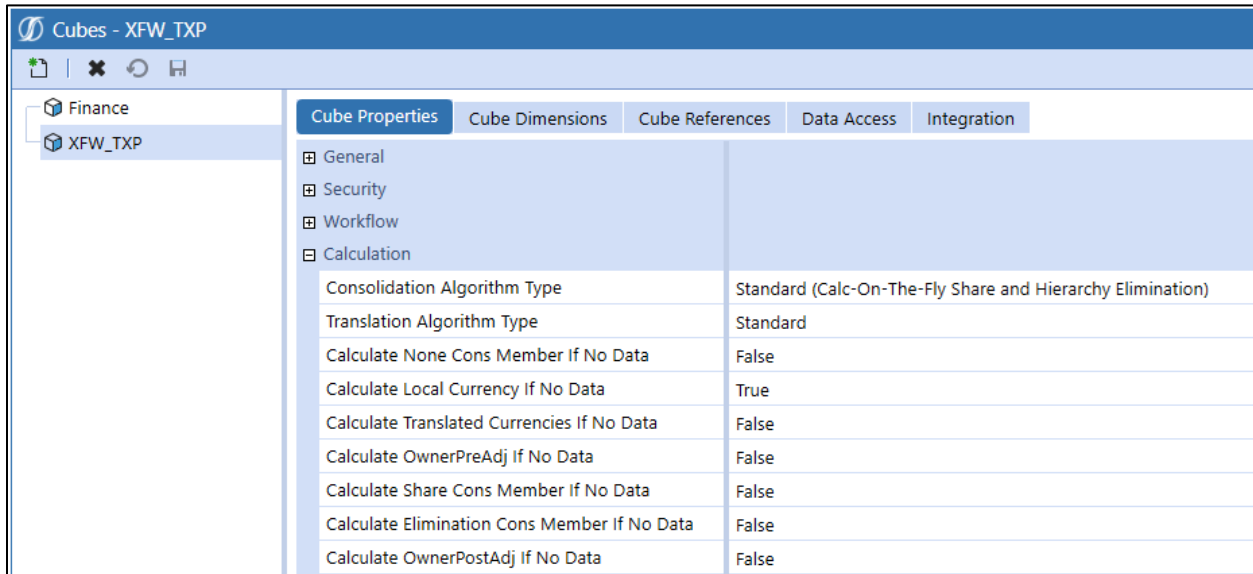
### Cube Properties - Workflow

**Workflow** suffix for varying Workflow by Scenario type has been used. "NotUsed" has been attached to all the scenario types except for Tax, ScenarioType7 (attached to multi-year forecast scenarios) and ScenarioType8 (attached to current year Forecast scenarios). These should not be modified as scenario types are referenced throughout BR's and parameters.



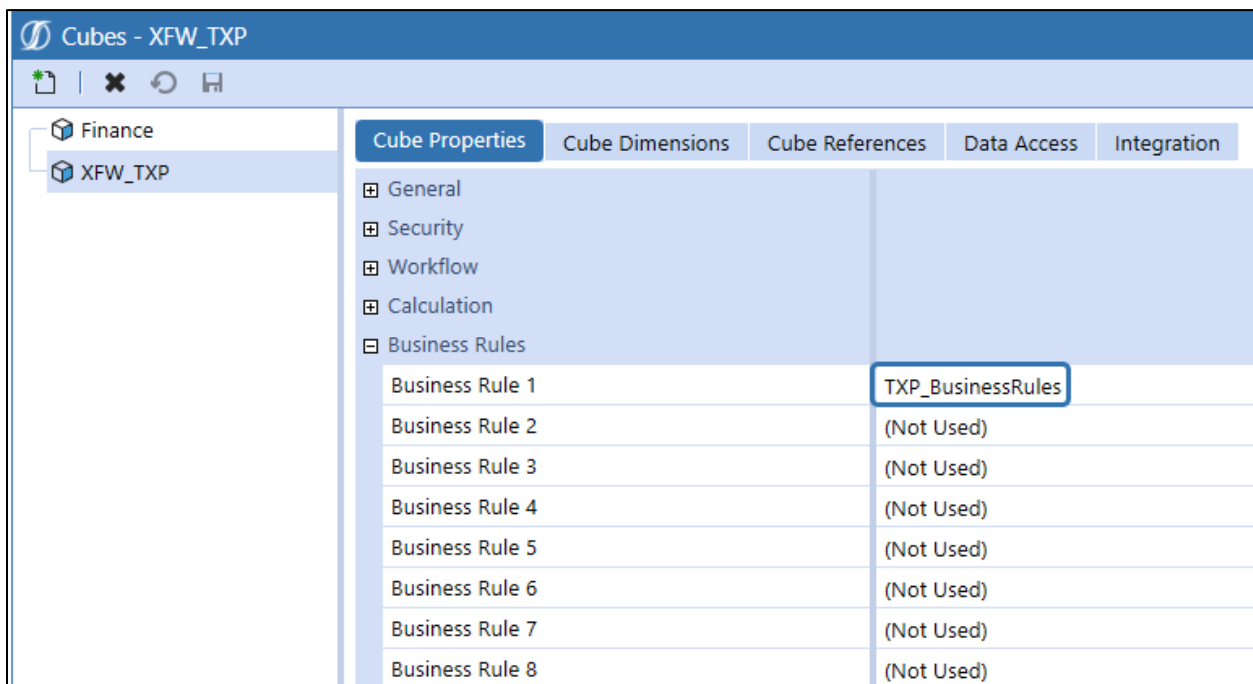
## Cube Properties - Calculation

No changes from the default.



## Cube Properties - Business Rules

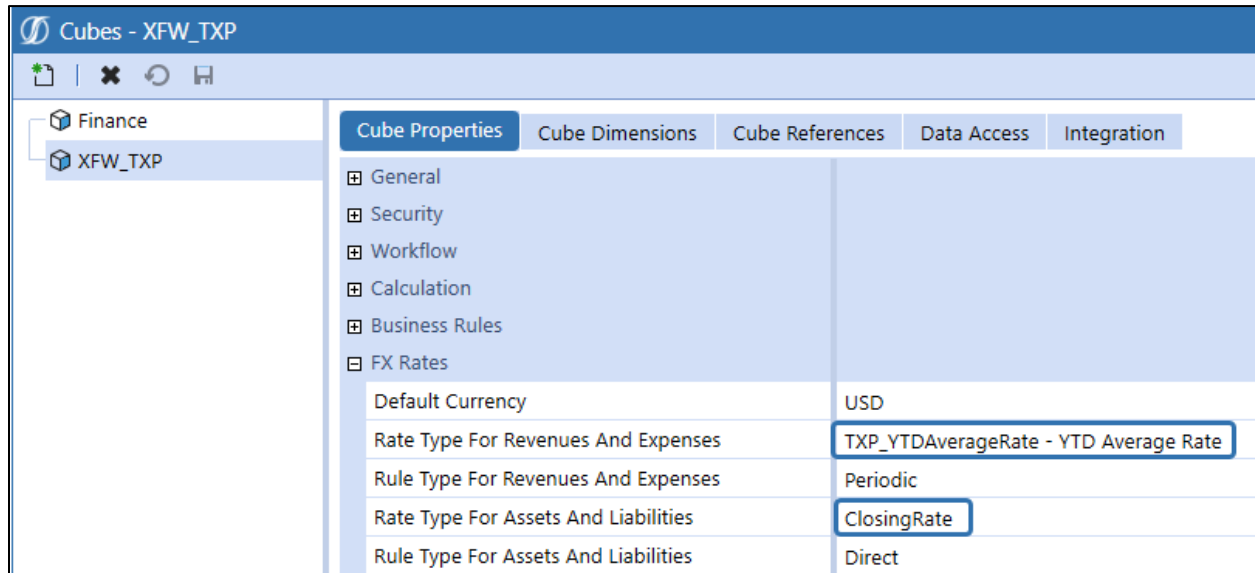
**TXP\_BusinessRules** is the primary Finance Business Rule assigned as Business Rule 1 to the XFW\_TXP Cube. This Business Rule set provides most of the tax provision functionality for calculations in the Cube. Other Business Rules may be assigned, as necessary. This BR may need to be moved to Business Rule 3 if member formulas are required to execute first.



**See also:** *Data Unit Calculation Sequences (DUCS)* in the *OneStream Design and Reference Guide*.

## Cube Properties - FX Rates

In the **FX Rates** section, note the use of the **TXP\_YTDAverageRate** type that was created in [Create New FX Rate Types](#).

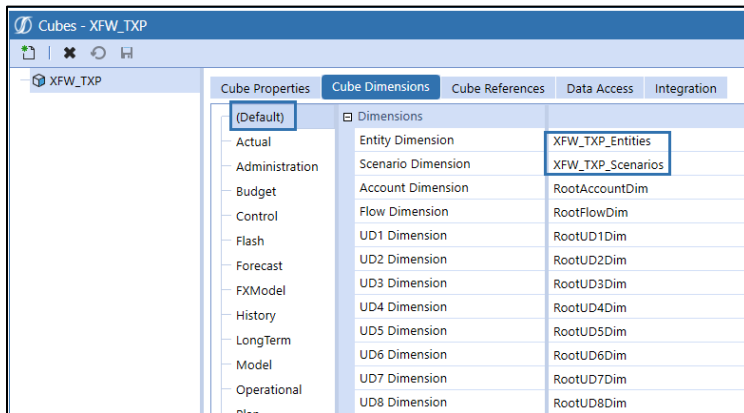


## Cube Dimensions

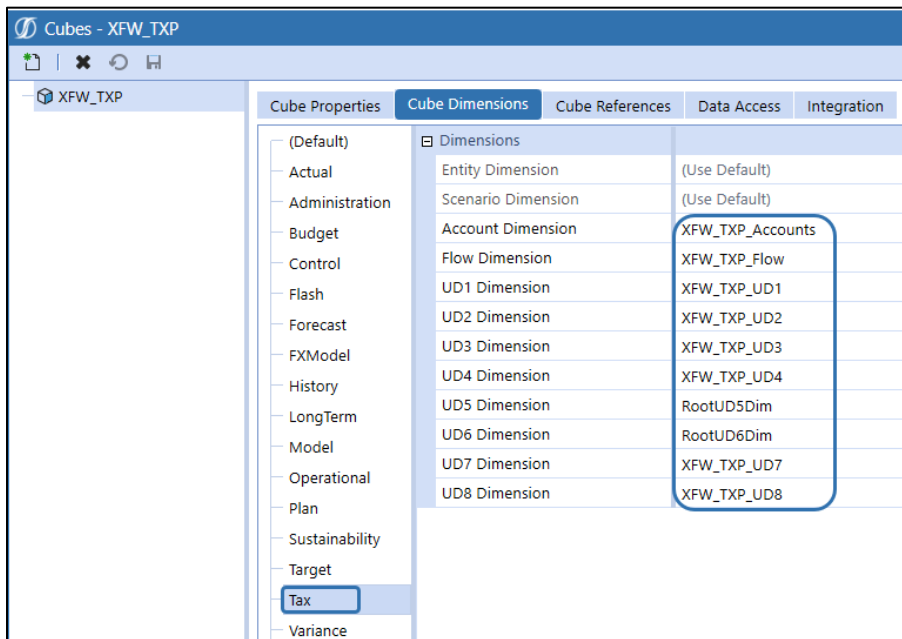
The **XFW\_TXP\_Entities** dimension is provided based on the **XFW\_TXP\_Entities** Dimension included with Tax Provision Blueprint. The Cube Entity Dimension assignment may be changed if the customer's design decision is to use an existing Entity Dimension for a Legal or Tax reporting structure that is actively used and maintained in the OneStream Financial Model. Changing the assigned entity dimension may require updates to any references for **XFW\_TXP\_Entities** Dimension in Business Rules, Cube Views, Dashboards or Parameters.

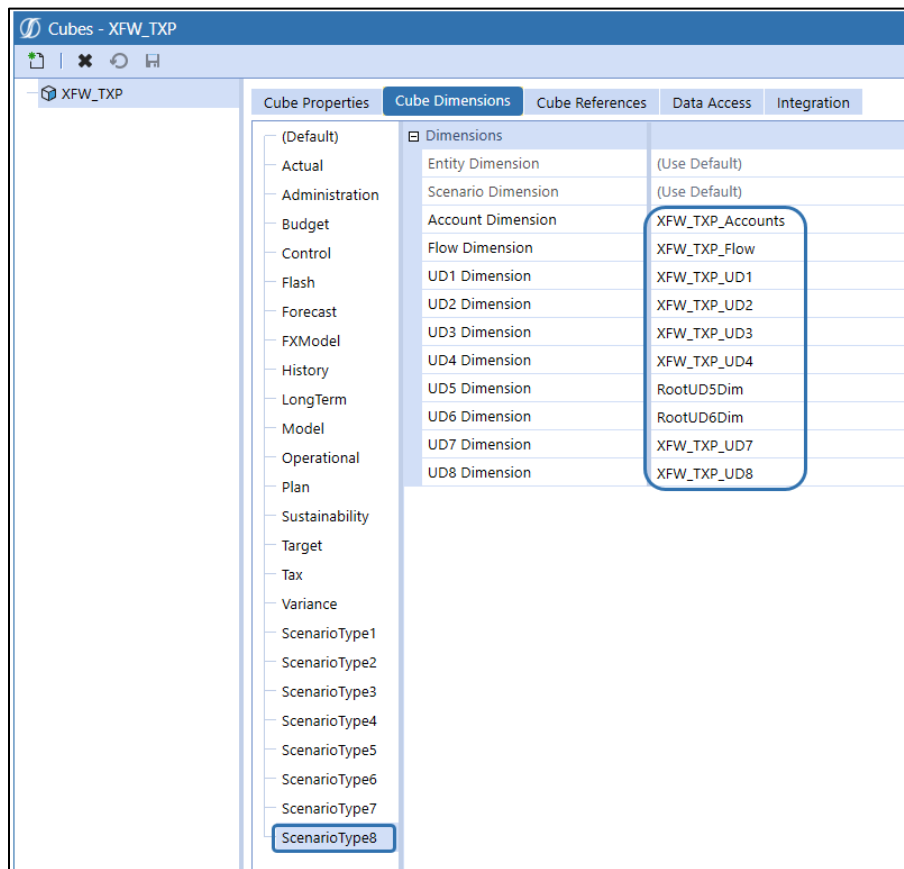
The Scenario Dimension assigned may also be the same as the Finance Cube. The two required Tax Scenarios (TXP\_Actual and TXP\_ActualRTP) with their specific attributes would need to be added. Make sure that the Scenario Settings are set up appropriately.

The (Default) scenario type option is only used for the Entity and Scenario dimensions.



The remaining dimensions are defined at the “Tax”, “ScenarioType7” and “ScenarioType8” (if current year Forecast scenarios are used) scenario types:





Below is a summary of the Cube Dimensions and their expected modification status. Note that UD5 and UD6 are not currently used.

Cube Dimension	Modification Status	Reference
Entity	Dimension members must be modified. Objects may require updating if Financial Model Entity Dimension is used. Entity <b>TXP_GLTaxAdmin</b> must be included in the assigned Entity Dimension as a sibling to the main Tax hierarchy.	XFW_TXP_Entities
Scenario	Do not modify original scenarios (TXP_Actual and TXP_ActualRTP). New Scenarios may be added.	XFW_TXP_Scenarios
Account	Do not modify identified members. Other accounts may be added or modified.	XFW_TXP_Accounts
Flow	Do not modify identified members. Other members may be added or modified.	XFW_TXP_Flow
UD1 (Jurisdiction)	Modify members based on your country's jurisdictions. Other members may be added or modified.	XFW_TXP_UD1
UD2 (Data Type)	Do not modify most members. Other members may be added or modified.	XFW_TXP_UD2
UD3 (Reporting Type)	Do not modify shipped members. Other members may be added or modified.	XFW_TXP_UD3
UD4 (Tax Type)	Do not modify.	XFW_TXP_UD4

Cube Dimension	Modification Status	Reference
UD7 (Group Filing)	Modify members based on your entities TXP_TopTax, TXP_GFEntities and None MUST remain as is, even if you are not doing any group filing.	XFW_TXP_UD7
UD8	Do not modify shipped members. New members may be added.	XFW_TXP_UD8

### Cube References

This section is currently not used for Tax Provision Blueprint.

This area may need to be updated in the case of a Linked Cube Financial Model design.

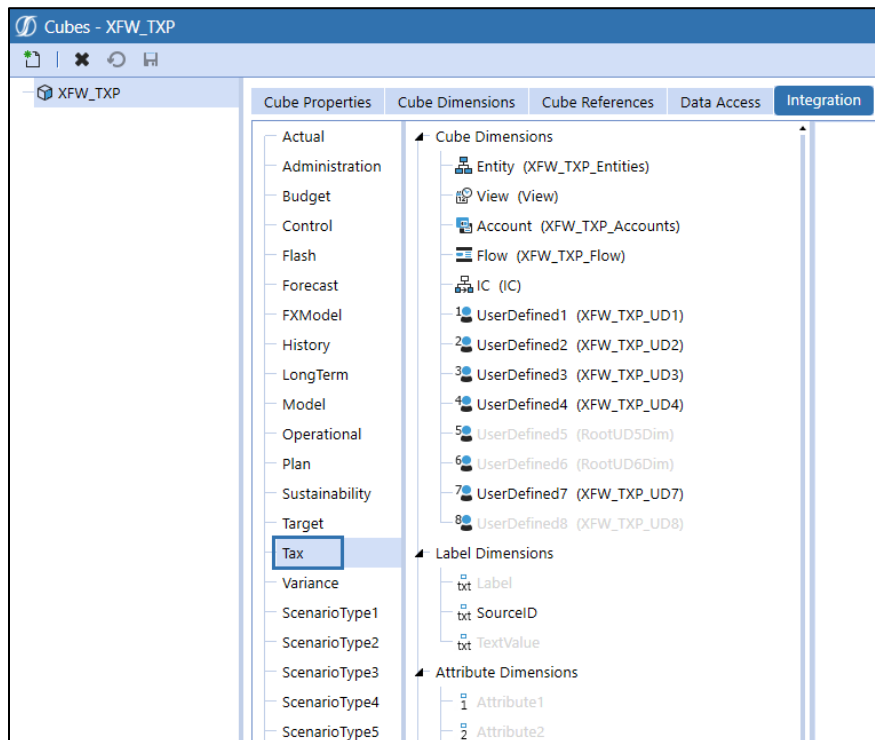
### Data Access

This section is currently not used for Tax Provision Blueprint.

### Integration

This section controls the Dimensions that are updated with the Import Input Type in Workflow and the columns of data that appear in the Stage database when imported data is viewed. It determines the order of processing Dimensions and which Dimensions are turned on for data integration. If one Dimension must process before another (rare case), the transformation sequence can be changed.

All integration settings are defined at the “Tax”, “ScenarioType7” and “ScenarioType8” scenario types.



## FX Rates

**TXP\_YTDAverageRate – YTD Average Rate** is the FX Rate Type that is used with the Tax Provision Blueprint application for revenue and expense (activity) currency translation for the TXP\_Actual and TXP\_ActualRTP scenarios. In addition, Tax Provision Blueprint leverages monthly closing rates for asset and liability translation. Tax Provision Blueprint uses the Rule Type of *Periodic* for translation of revenues and expenses, and the Rule Type of *Direct* for translation of assets and liabilities.

There are three forecast FX average rates and three forecast FX closing rates that are used with these forecast scenarios (TXP\_FCST\_M5, TXP\_FCST\_Q2 & TXP\_FCST\_Q3).

**See also:** [Create New FX Rate Types](#).

## Dimensions

In all cases of adding a new dimension member, consider Business Rules, Forms, Parameters, Dashboards, Data Management, and other potential reporting outcomes. Note that creating a new base member as a child under a member that is currently a base member is not advised if data is already loaded to that base member.

OneStream Platform only allows a Dimension Member Name to be used one time within that Dimension.

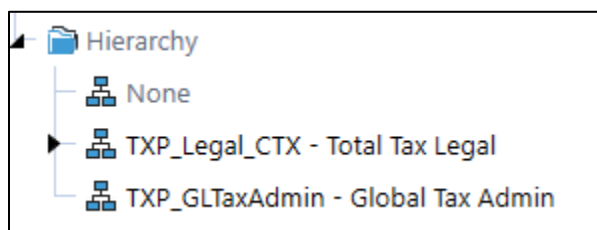
### Entities

**XFW\_TXP\_Entities** is the Tax Provision Blueprint sample Entity Dimension. It is provided with sample entities to show Reporting and Forms. A Legal or Tax reporting structure should be built in the **XFW\_TXP\_Entities** Dimension if the desired entity structure is not available in the Financial Model Entities Dimension.

If the design decision is made to use the **XFW\_TXP\_Entities**, we recommend that this structure share base entity members (through a linked cube setup) with an existing finance structure that is used for consolidation. If distinct base entities must be created for tax, we recommend adding a **\_TXP** suffix to each Entity Member (Houston\_TXP). This makes writing Business Rules and Entity mapping easier and consistent across solutions.

The sample entities that are included in **XFW\_TXP\_Entities** should be used as a reference for how to set up the Text properties for various situations, including National and Local Jurisdictions. Prior to data entry, all sample entities should be removed, except the **TXP\_GLTaxAdmin – Global Tax Admin** entity.

If the **XFW\_TXP\_Entities** Dimension is replaced as the assigned Entity Dimension for the XFW\_TXP Cube, (see [Cube Dimensions](#)), the **TXP\_GLTaxAdmin – Global Tax Admin** entity must be removed from **XFW\_TXP\_Entities** and created in the Legal/Tax Hierarchy in the Entity Dimension that is being used. Do not change the Member Properties that are initially assigned to **TXP\_GLTaxAdmin – Global Tax Admin**. The Tax Provision Blueprint application will not function properly without the **TXP\_GLTaxAdmin** entity in the assigned Financial Model Entity Dimension under the Tax/Legal Hierarchy that is used. The **TXP\_GLTaxAdmin** entity should be a sibling to the main Tax Entity hierarchy (**TXP\_Legal\_CTX** in Tax Provision Blueprint).





The Tax Provision Blueprint application uses the Entity / Jurisdiction (UD1) grouping to help drive the results. UD1 is the Tax Jurisdiction that corresponds with the National (country) and Local Jurisdictions (where applicable) in which the legal entity will be taxed. There can only be one national jurisdiction associated with an entity.

Each Entity Member (includes all entities added to **XFW\_TXP\_Entities** or the current entities in the substituted Financial Model Entity Dimension for Tax/Legal hierarchy) must add the following Entity Member Properties. Follow the guidelines in the Entity / UD1 Table below for sample setups.

### Entities Notes

#### General

- Alternate hierarchies can be used.
- All parent members must have the word **Total** in the description. This will help in the formatting of Cube Views.
- If intercompany (IC) is needed in the app., then flag the appropriate base level entities as “Is IC Entity=True”.

#### UD1 Constraint

- Used on all entities (base and parents) – this drives the Finance Business Rule to execute.
- Limit’s what is a valid intersection.

#### UD7 Constraint

- Used on all base level entities and up to country level parent entities.
- Limit’s what is a valid intersection.

#### UD1 Default

- Used on all base level entities but not required on parent entities.

#### Text 7

- Used on any base entity that calculates both a National and a Local tax provision and calculates a National Benefit for the Local data (such as U.S. Federal Benefit of State): **NatBenefit=Yes**.
- Also used to tell the app if an entity is a Filer (only used for group filing – either National or Local): **NatFiler=Yes** and / or **LocalFiler=Yes** – base entity only.
- If a base entity requires more than one setting, use a comma to separate the two settings.
  - NatBenefit=Yes,NatFiler=Yes,LocalFiler=Yes
- All other base entities – leave the property blank.
- All sub-country/country level parent entities – leave the property blank.
- At parent entities above the country level, use **SETR=No** to stop the parent entity from appearing on the Statutory Waterfall reports.

#### Text 8

- Required for **all** Tax entities (base and parent level).
- This is used to help determine the UD1 members.
- UD1 member that will vary by entity: base entity that calculates both a National and a Local tax provision; base entity that calculates only a National tax provision; parent entity.

Here is a more detailed list of what each entity setting represents:

Different Entity Setup Types								
Entity Type	Sample MarketPlace Entity	UD1 Constraint	UD7 Constraint	UD1 Default	Text 7	Text 8		
<b>National JD (NO Group Filing UD7) &amp; Local JD (Group Filing UD7)</b>								
US	Base	TXP_US_101	TXP_US_Total	TXP_US_Total	TXP_US	<Blank> or NatBenefit=Yes or LocalFiler=Yes or NatBenefit=Yes,LocalFiler=Yes	TXP_US_Total	
US	Parent <i>(sub-country level)</i>	TXP_US_LegalEntityA	TXP_US_Total	TXP_US_Total	None	<Blank>	TXP_US_Total	
US	Parent <i>(country level)</i>	TXP_US_Total	TXP_US_Total	TXP_US_Total	None	<Blank>	TXP_US_Total	
<b>National JD (Group Filing UD7) &amp; Local JD (Group Filing UD7)</b>								
CA	Base	TXP_CA_115	TXP_CA_Total	TXP_Canada_Total	TXP_CA	<Blank> or NatBenefit=Yes or LocalFiler=Yes or NatFiler=Yes or a combination that is comma separated	TXP_CA_Total	
CA	Parent <i>(sub-country level)</i>	TXP_CA_Ontario TXP_CA_Quebec TXP_CA_BC	TXP_CA_Total	TXP_Canada_Total	None	<Blank>	TXP_CA_Total	
CA	Parent <i>(country level)</i>	TXP_Canada_Total	TXP_CA_Total	TXP_Canada_Total	None	<Blank>	TXP_CA_Total	
<b>National JD (Group Filing UD7) &amp; Local JD (NO Group Filing UD7)</b>								
LU	Base	TXP_LU_102	TXP_LU_Total	TXP_Luxembourg_Tot	TXP_LU	<Blank> or NatBenefit=Yes or NatFiler=Yes or NatBenefit=Yes,NatFiler=Yes	TXP_LU_Total	
LU	Parent <i>(sub-country level)</i>		TXP_LU_Total	TXP_Luxembourg_Tot	None	<Blank>	TXP_LU_Total	No LU sub-parent in the MarketPlace app.
LU	Parent <i>(country level)</i>	TXP_Lumenbourg_Total	TXP_LU_Total	TXP_Luxembourg_Tot	None	<Blank>	TXP_LU_Total	
<b>National JD &amp; Local JD - (both NO Group Filing UD7)</b>								
DE	Base	TXP_DE_101	TXP_DE_Total	None	TXP_DE	<Blank> or NatBenefit=Yes	TXP_DE_Total	
DE	Parent <i>(sub-country level)</i>		TXP_DE_Total	None	None	<Blank>	TXP_DE_Total	No DE sub-parent in the MarketPlace app.
DE	Parent <i>(country level)</i>	TXP_Germany_Total	TXP_DE_Total	None	None	<Blank>	TXP_DE_Total	
<b>National JD only (NO Group Filing UD7) - (NO local JD's)</b>								
UK	Base	TXP_UK_101	TXP_UK	None	TXP_UK	<Blank>	TXP_UK	
UK	Parent <i>(sub-country level)</i>		TXP_UK	None	None	<Blank>	TXP_UK	No UK sub-parent in the MarketPlace app.
UK	Parent <i>(country level)</i>	TXP_UK_Total	TXP_UK	None	None	<Blank>	TXP_UK	
<b>National JD (Group Filing UD7) - (NO local JD's)</b>								
AE	Base	TXP_AE_101	TXP_AE	TXP_UAE_Total	TXP_AE	<Blank> or NatFiler=Yes	TXP_AE	
AE	Parent <i>(sub-country level)</i>		TXP_AE	TXP_UAE_Total	None	<Blank>	TXP_AE	No AE sub-parent in the MarketPlace app.
AE	Parent <i>(country level)</i>	TXP_UAE_Total	TXP_AE	TXP_UAE_Total	None	<Blank>	TXP_AE	
<b>Consolidated Totals</b>								
EUR	Parent <i>(above the country)</i>	TXP_Europe_Total	TXP_TotalNational	Root	None	SETR=No	TXP_TotalNational	
USD	Parent <i>(above the country)</i>	TXP_Domestic_Total	TXP_TotalNational	Root	None	SETR=No	TXP_TotalNational	
USD	Parent <i>(above the country)</i>	TXP_IntL_Total	TXP_TotalNational	Root	None	SETR=No	TXP_TotalNational	
USD	Parent <i>(above the country)</i>	TXP_Legal_CTX	TXP_TotalNational	Root	None	SETR=No	TXP_TotalNational	
<b>Tax Admin</b>								
USD		TXP_GLTaxAdmin	TXP_TopTax	Root	None	None	TXP_TopTax	

**UD1 Constraint:** This limits the valid UD1 jurisdictions available for the entity. This ensures that invalid jurisdictions are not available for data entry (i.e., using a Germany JD on a US entity). For entities that have local jurisdictions, this member should be a parent (i.e., Entity: TXP\_US\_101 -> UD1 Constraint: TXP\_US\_Total). If there are no local jurisdictions for the entity, then the UD1 Constraint should be the National JD (i.e.: Entity: TXP\_UK\_101 -> UD1 Constraint: TXP\_UK). For entity parents above the country level, use the member TXP\_TotalNational.



**Note:** If Finance is using or planning to use UD7 Constraints, UD1 Defaults, Text 7, or Text 8 fields, then it's suggested to use the "Tax" / "ScenarioType7" / "ScenarioType8" Scenario Types and any other scenario types that are utilized in the tax cube.

**UD7 Constraint:** This limits the valid UD7 group filing entities available for the entity. This ensures that invalid group filing entities are not available to enter data into (i.e.: using a Canadian group filer entity on a US entity). The UD7 Constraint should be the parent country member (Entity: TXP\_CA\_115 -> UD7 Constraint: TXP\_Canada\_Total). If an entity is not part of a group filing country (either National or Local), then use "None". Parent entities above the country level should also be "Root".

**UD1 Default:** For base level entities and parent country entities, use the National jurisdiction (i.e. Entity: TXP\_UK\_Total -> UD1 Default: TXP\_UK). For parent entities above the country level, use the "None" member.

Parameters that use UD1 Default:

- UD1\_Default\_TXP

**Text 7:** This field is used for four purposes listed below:

**1. NatBenefit=Yes**

- Tells the system whether to execute the National Benefit from Local JD's for that entity.
- See CV: Schedule LP 05\_06a National Process excl Local JD\_TXP.
- BR: TXP\_BusinessRules:
  - Schedule5\_6NationalBenefitLocalCurrency
  - Schedule8LocalRateReconciliationETR
  - Schedule9ConsolidatedRateReconciliationETR

**2. LocalFiler=Yes**

- This tells the app that this entity will be a Local Filer entity (for Group Filing Countries only).
- Parameters that use this:
  - Entity\_FilerType\_TXP
  - Entity\_FilerType\_MFEntity\_TXP
  - WF\_TaxEntities\_WFText2\_P1\_TXP

**3. NatFiler=Yes**

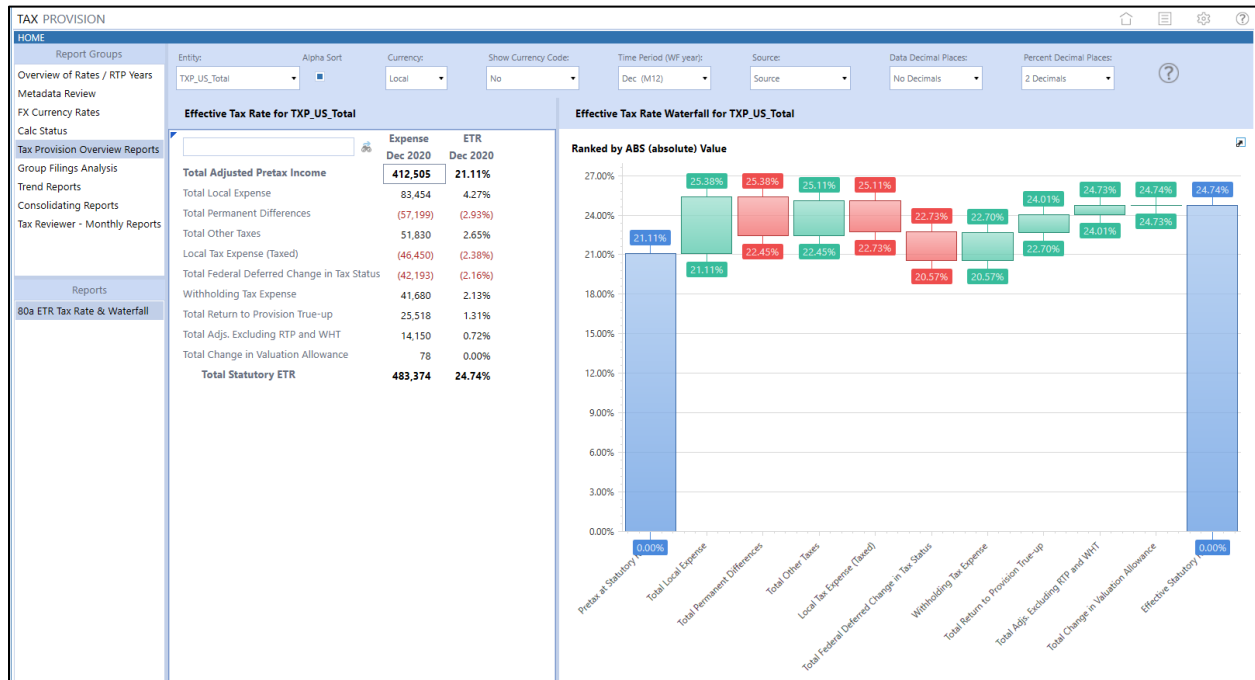
- a. This tells the app that this entity will be a National Filer entity (for Group Filing Countries only).
- b. Parameters that use this:
  - i. WF\_TaxEntities\_WFText2\_P1\_TXP

**4. SETR=No**

- a. Used in the Home Page dashboard waterfall report. Removes parent entities above the country level from the entity combo box.
- b. Parameters that use this:
  - i. Tax\_Entities\_SETR\_TXP

<ul style="list-style-type: none"> <li>Acct_Nat_Process_TXP</li> <li>LiteralParamEntity_TXP</li> <li>WF_EntitiesSorted_TXP</li> <li>WF_TaxEntities_WFText2_P1_TXP</li> <li>WF_TaxEntities_WFText2_P1_LV_TXP</li> <li>WF_TaxEntities_TXP</li> <li><b>Tax_Entities_SETR_TXP</b></li> <li>Tax_Entities_TXP</li> <li>Tax_Entities_NoBase_TXP</li> <li>LocalFiler_All_TXP</li> <li>LocalFiler_WFText2_TXP</li> <li>Entity_Desc_TXP</li> <li>Entity_FilerType_TXP</li> <li>Entity_FilerType_MFEntity_TXP</li> </ul>	<table border="1"> <tr><th colspan="2">General (Parameter)</th></tr> <tr><td>Name</td><td>Tax_Entities_SETR_TXP</td></tr> <tr><td>Description</td><td>All Tax Entities - except the parent entities above the country level - used for the Statutory waterfall reports</td></tr> <tr><td>User Prompt</td><td>Select an Entity:</td></tr> <tr><td>Maintenance Unit</td><td>XFW Tax Provision (TXP)</td></tr> <tr><td>Sort Order</td><td>97</td></tr> <tr><th colspan="2">Data Source</th></tr> <tr><td>Parameter Type</td><td>Member List</td></tr> <tr><td>Default Value</td><td>{CVEntity}</td></tr> <tr><td>Display Member</td><td>Name</td></tr> <tr><td>Cube</td><td>XFW_TXP</td></tr> <tr><td>Dimension Type</td><td>Entity</td></tr> <tr><td>Dimension</td><td>XFW_TXP_Entities</td></tr> <tr><td>Member Filter</td><td>E# StoredEntityMember_TXPT ;TreeDescendants.Where(Text7 DoesNotContain SETR=No)</td></tr> </table>	General (Parameter)		Name	Tax_Entities_SETR_TXP	Description	All Tax Entities - except the parent entities above the country level - used for the Statutory waterfall reports	User Prompt	Select an Entity:	Maintenance Unit	XFW Tax Provision (TXP)	Sort Order	97	Data Source		Parameter Type	Member List	Default Value	{CVEntity}	Display Member	Name	Cube	XFW_TXP	Dimension Type	Entity	Dimension	XFW_TXP_Entities	Member Filter	E# StoredEntityMember_TXPT ;TreeDescendants.Where(Text7 DoesNotContain SETR=No)
General (Parameter)																													
Name	Tax_Entities_SETR_TXP																												
Description	All Tax Entities - except the parent entities above the country level - used for the Statutory waterfall reports																												
User Prompt	Select an Entity:																												
Maintenance Unit	XFW Tax Provision (TXP)																												
Sort Order	97																												
Data Source																													
Parameter Type	Member List																												
Default Value	{CVEntity}																												
Display Member	Name																												
Cube	XFW_TXP																												
Dimension Type	Entity																												
Dimension	XFW_TXP_Entities																												
Member Filter	E# StoredEntityMember_TXPT ;TreeDescendants.Where(Text7 DoesNotContain SETR=No)																												

<ul style="list-style-type: none"> <li>52a_ETR_RateRec_ConsoL_TXP</li> <li>52b_ETR_RateRec_byPeriod_TXP</li> <li>52bWF_ETR_RateRec_byPeriod_TXP</li> <li>60a_TaxableIncome_ConsoL_TXP</li> <li>61a_DTA_DTL_ConsoL_TXP</li> <li>61b_DTA_DTL_byPeriod_TXP</li> <li>61bWF_DTA_DTL_byPeriod_TXP</li> <li>62a_Tax_Accounts_ConsoL_TXP</li> <li>62b_Tax_Accounts_byYear_TXP</li> <li>62bWF_Tax_Accounts_byYear_TXP</li> <li>62c_Tax_Accounts_Rec_TXP</li> <li>62cWF_Tax_Accounts_Rec_TXP</li> <li><b>80a_Stat_ETR_Analytics_TXP</b></li> <li><b>80b_Stat_ETR_Waterfall_TXP</b></li> <li>XFW_Tax_DevOnly (TXP)</li> <li>OriginYear_TXP</li> <li>Rob Find Data</li> <li>Rob Find Data Sch LP 1a</li> <li>Rob Test Impact Cac Status 101US</li> <li>Sch2_RTP LinkCV01_TXP Test Time Per</li> <li>Sch2_Set RTP_by_Period_TXP</li> </ul>	<table border="1"> <tr><th colspan="2">POV</th></tr> <tr><th colspan="2">Point Of View</th></tr> <tr><td>Cube</td><td>XFW_TXP</td></tr> <tr><td>Entity Member</td><td>! Tax_Entities_SETR_TXP </td></tr> <tr><td>Parent Member</td><td></td></tr> <tr><td>Consolidation Member</td><td>! Currency_TXP </td></tr> <tr><td>Scenario Member</td><td>TXP_Actual</td></tr> <tr><td>Time Member</td><td>WF</td></tr> <tr><td>View Member</td><td>YTD</td></tr> <tr><td>Account Member</td><td></td></tr> <tr><td>Flow Member</td><td>TXP_CYProvision</td></tr> <tr><td>Origin Member</td><td>BeforeAdj</td></tr> <tr><td>IC Member</td><td>Top</td></tr> <tr><td>UD1 Member</td><td>XFMemberProperty(DimType=Entity, Member={CVEntity}, Property=Text8)</td></tr> <tr><td>UD2 Member</td><td>TXP_Tax_SETR</td></tr> <tr><td>UD3 Member</td><td>! UD3_Source_TXP </td></tr> <tr><td>UD4 Member</td><td>TXP_National</td></tr> <tr><td>UD5 Member</td><td>None</td></tr> <tr><td>UD6 Member</td><td>None</td></tr> <tr><td>UD7 Member</td><td>TXP_TopTax</td></tr> <tr><td>UD8 Member</td><td></td></tr> </table>	POV		Point Of View		Cube	XFW_TXP	Entity Member	! Tax_Entities_SETR_TXP	Parent Member		Consolidation Member	! Currency_TXP	Scenario Member	TXP_Actual	Time Member	WF	View Member	YTD	Account Member		Flow Member	TXP_CYProvision	Origin Member	BeforeAdj	IC Member	Top	UD1 Member	XFMemberProperty(DimType=Entity, Member={CVEntity}, Property=Text8)	UD2 Member	TXP_Tax_SETR	UD3 Member	! UD3_Source_TXP	UD4 Member	TXP_National	UD5 Member	None	UD6 Member	None	UD7 Member	TXP_TopTax	UD8 Member	
POV																																											
Point Of View																																											
Cube	XFW_TXP																																										
Entity Member	! Tax_Entities_SETR_TXP																																										
Parent Member																																											
Consolidation Member	! Currency_TXP																																										
Scenario Member	TXP_Actual																																										
Time Member	WF																																										
View Member	YTD																																										
Account Member																																											
Flow Member	TXP_CYProvision																																										
Origin Member	BeforeAdj																																										
IC Member	Top																																										
UD1 Member	XFMemberProperty(DimType=Entity, Member={CVEntity}, Property=Text8)																																										
UD2 Member	TXP_Tax_SETR																																										
UD3 Member	! UD3_Source_TXP																																										
UD4 Member	TXP_National																																										
UD5 Member	None																																										
UD6 Member	None																																										
UD7 Member	TXP_TopTax																																										
UD8 Member																																											



**Text 8:** This is used to populate the UD1 jurisdictions for the entity. It is used in parameters, business rules and directly in CV's. Here is an example from a CV:

U1#XFMemberProperty(DimType=Entity, Member=|!WF\_TaxEntities\_WFText2\_P1\_TXP!|, Property=Text8)

Some of the parameters that use Text 8:

- UD1\_JD\_Nat\_LV\_TXP
- UD1\_JD\_Nat\_TXP
- UD1\_JD\_Nat\_DM10aAdmin\_TXP
- UD1\_JD\_Local\_TXP
- UD1\_JD\_Local\_FC\_TXP
- UD1\_JD\_Local\_TaxEntities\_TXP

Business Rules that use Text 8:

- TXP\_BusinessRules: variable "Jurisdiction"
- TXP\_Copy\_Data EntityText8
- TXP\_Copy\_Data\_FCST EntityText8
- TXP\_MemberList
- TXP\_ParamHelper: GetEntityText8

Some of the CV's that use Text 8:

- Sch\_05c\_Review\_NatGF\_No\_Local\_TXP
- Sch\_05cFC\_Review\_NatGF\_No\_Local\_TXP
- Sch\_05c\_Review\_NatGF\_Yes\_Local\_TXP

- Sch\_05cFC\_Review\_NatGF\_Yes\_Local\_TXP
- Sch\_DM20a\_Data Copy Provision\_TXP
- Sch\_DM20aFC\_Data Copy Provision\_TXP
- Sch\_DM20aAdmin\_Data Copy Provision\_TXP
- Sch\_DM20aAdminFC\_Data Copy Provision\_TXP
- Sch\_LP05\_06\_National Process excl Local JD\_TXP
- Sch\_LP05\_06\_FC\_National Process excl Local JD\_TXP
- 10d Sch 05 Local Consol\_TXP
- 10d FC Sch 05 Local Consol\_TXP
- 20d Sch 06 Local Consol\_TXP
- 20d FC Sch 06 Local Consol\_TXP
- 25d Sch 07 Local Consol\_TXP
- 25d FC Sch 07 Local Consol\_TXP
- 80a\_Stat\_ETR\_Analytics\_TXP
- 80b\_Stat\_ETR\_Waterfall\_TXP

There **MUST** be a Text 8 on **ALL** Tax entities (all base entities and all parent entities). There is a section in the main BR (TXP\_BusinessRules) that looks to see if there is something in the entity Text 8 field. If there is nothing, none of the Tax Provision Blueprint rules will be executed for that entity.

```

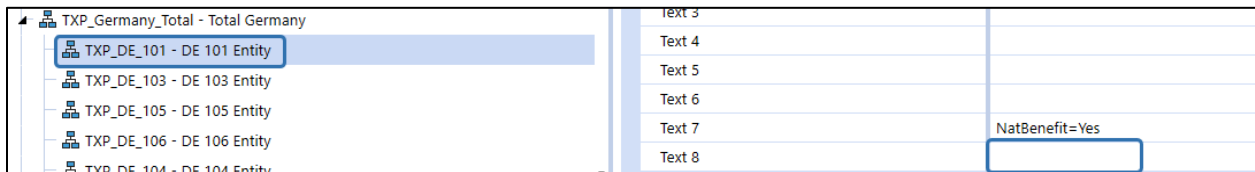
Private Class TXPCalculationSession
    Public Function Initialize(si As SessionInfo, api As FinanceRulesApi) As Boolean
    Try
        '-----
        'Added the following 3 lines to make getting the Text 7 & 8 more dynamic
        Dim entityName As String = api.Pov.Entity.name
        Dim mbr As Member = BRapi.Finance.Members.GetMember(si, Dintype.Entity.Id, entityName)
        Dim varyByScenarioTypeId As Integer = BRapi.Workflow.General.GetScenarioTypeId(si, si.WorkflowClusterPk)

        'Get the Text 8 on the entity
        'In order for the Tax Rules to excute on an entity, the Text8 entity property MUST be populated for ALL entities in the Tax entity hierarchy.

        Jurisdiction = api.entity.text(api.Pov.Entity.MemberPk.MemberId, 8, varyByScenarioTypeId, si.WorkflowClusterPk.TimeKey)

        If (String.IsNullOrEmpty(Jurisdiction)) Then
            BRapi.ErrorLog.LogMessage(si, "TXPCalculationSession: Entity '" & api.Pov.Entity.Name & "' & vbcrLf & " - Entity Text 8 is empty." & vbcrLf & " - The Tax Rules will NOT excute " & _
                "for this entity." & vbcrLf & " - Please update the Text 8 metadata attributes.")
        End If
        Return False
    End Try
    End Function
    
```

If there is no Text 8, the message displayed below will get written to the Error Log. No indication will be rendered to the user during a calculation or consolidation. So, it is important that the admin review the Error Log on a regular basis. This is especially true during the development of the app.



Description	Error Time	Error Level
TXPCalculationSession: Entity 'TXP_DE_101' - Entity Text 8 is empty. - The Tax Rules will NOT execute for this entity. - Please update the Text 8 metadata attributes.	3/31/2021 10:07:05 AM	Information
TXPCalculationSession: Entity 'TXP_DE_101' - Entity Text 8 is empty. - The Tax Rules will NOT execute for this entity. - Please update the Text 8 metadata attributes.	3/31/2021 10:07:05 AM	Information
TXPCalculationSession: Entity 'TXP_DE_101' - Entity Text 8 is empty. - The Tax Rules will NOT execute for this entity. - Please update the Text 8 metadata attributes.	3/31/2021 10:07:05 AM	Information



**Note:** US entities **TXP\_US\_LegalEntityA**, **TXP\_US\_101** and **TXP\_US\_107** have their entity attributes set at the “Tax” Cube Type and the “Tax” Scenario Type as an example. All other test entity attributes are set at the “Default” Cube or Scenario Type.

Currency	USD
Is Consolidated	True
Is IC Entity	False
<b>Vary By Cube Type</b>	
Constraints	
Flow Constraint	Root
IC Constraint	Top
IC Member Filter	
UD1 Constraint	(+1 Item) Root
UD2 Constraint	Root
UD3 Constraint	Root
UD4 Constraint	Root
UD5 Constraint	Root
UD6 Constraint	Root
UD7 Constraint	(+1 Item) Root
UD8 Constraint	Root
Defaults	
UD1 Default	(+1 Item) None
UD2 Default	None
UD3 Default	None
UD4 Default	None
UD5 Default	None
UD6 Default	None
UD7 Default	None
UD8 Default	None
<b>Vary By Scenario Type</b>	
Equity Pickup	
Sibling Consolidation Pass	(Use Default)
Sibling Repeat Calculation Pass	(Use Default)
Auto Translation Currencies	
<b>Vary By Scenario Type And Time</b>	
General	
In Use	True
Allow Adjustments	True
Allow Adjustments From Children	True
Text	
Text 1	
Text 2	
Text 3	
Text 4	
Text 5	
Text 6	
Text 7	(+1 Item)
Text 8	(+1 Item)

Vary By Cube Type Property - UD1 Constraint - [TXP\_US\_107]

- (Default)
- Standard
- Tax**
- Treasury
- Supplemental

'UD1 Constraint' For Tax

TXP\_US\_Total



Varying Member Property - Text 7 - [TXP\_US\_107]

Scenario Type Tax

<ul style="list-style-type: none"> <li>Stored Items                     <ul style="list-style-type: none"> <li>(Default Time)</li> </ul> </li> <li>All Items                     <ul style="list-style-type: none"> <li>(Default Time)</li> <li>2019</li> <li>2020</li> <li>2021</li> <li>2022</li> <li>2023</li> </ul> </li> </ul>	<table border="1"> <tr> <td colspan="2">Derived Property Value</td> </tr> <tr> <td>Scenario Type</td> <td>Tax</td> </tr> <tr> <td>Time</td> <td>(Default Time)</td> </tr> <tr> <td>Derived Value</td> <td>NatBenefit=Yes,Filer=Yes</td> </tr> <tr> <td colspan="2">Stored Property Value</td> </tr> <tr> <td>Scenario Type</td> <td>Tax</td> </tr> <tr> <td>Time</td> <td>(Default Time)</td> </tr> <tr> <td>Revert To Default Scenario</td> <td>False</td> </tr> <tr> <td>Stored Value</td> <td>NatBenefit=Yes,Filer=Yes</td> </tr> </table>	Derived Property Value		Scenario Type	Tax	Time	(Default Time)	Derived Value	NatBenefit=Yes,Filer=Yes	Stored Property Value		Scenario Type	Tax	Time	(Default Time)	Revert To Default Scenario	False	Stored Value	NatBenefit=Yes,Filer=Yes
Derived Property Value																			
Scenario Type	Tax																		
Time	(Default Time)																		
Derived Value	NatBenefit=Yes,Filer=Yes																		
Stored Property Value																			
Scenario Type	Tax																		
Time	(Default Time)																		
Revert To Default Scenario	False																		
Stored Value	NatBenefit=Yes,Filer=Yes																		

There are a few CV's that use the XFMemberProperty to get the UD1 default or the Text 8. In order to make this dynamic to the Scenario Type and WF time period associated to the Scenario, a parameter has been created called "WFScenarioType\_TXP".

General (Parameter)	
Name	WFScenarioType_TXP
Description	Get the Scenario Type of the WF Scenario
User Prompt	
Maintenance Unit	XFW Tax Provision (TXP)
Sort Order	50
Data Source	
Parameter Type	Literal Value
Default Value	XFBR(TXP_ParamHelper, WFScenarioType, WFScenario= WFScenario )

The XFBR rule dynamically gets the scenario type associated with the scenario.

```
Public Function WFScenarioType(ByVal si As SessionInfo, ByVal globals As BRGlobals, ByVal api As Object, ByVal args As DashboardStringFunctionArgs) As String
    Try
        'XFBR(TXP_ParamHelper, WFScenarioType, WFScenario=|WFScenario|)
        Dim WFScenario As String = args.NameValuePairs.XFGetValue("WFScenario")
        Dim ScenarioID As Integer = BRApi.Finance.Members.GetMemberId(si, DimType.Scenario.Id, WFScenario)
        Dim ScenarioType As ScenarioType = BRApi.Finance.Scenario.GetScenarioType(si, ScenarioID)

        'Return Scenario Type
        Return ScenarioType.ToString
    Catch ex As Exception
        Throw ErrorHandler.LogWrite(si, New XFException(si, ex))
    End Try
End Function
```

When referencing the UD1Default (notice it is VaryByCubeType), we use:

VaryByCubeType=[Tax], VaryByTime=[WFTIME]

Column	TXP_National RTP Year
UD1 (UD1 - Juri...	U1#XFMemberProperty(DimType=Entity, Member= CVEntity , Property=UD1Default, VaryByCubeType=[Tax], VaryByTime=[WFTIME]);D#BeforeAdj

When referencing the Text 7 or Text 8 (use the new parameter – notice it is VaryByScenarioType):

VaryByScenarioType=[|!WFScenarioType\_TXP!|], VaryByTime=[WFTIME]

Row	TXP_UD1Base
UD1 (UD1 - Juri...	U1#XFMemberProperty(DimType=Entity, Member= WF_TaxEntities_WFText2_P1_TXP , Property=Text8, VaryByScenarioType=[ !WFScenarioType_TXP! ], VaryByTime=[WFTIME])Base

The following CVs are impacted by these two options:

- **XFW\_Tax Forms Actual (TXP) folder:**
  - Sch\_DM10a\_Data Copy Provision\_TXP
  - Sch\_DM20a\_Data Copy Provision\_TXP
  - Sch\_DM20aAdmin\_Data Copy Provision\_TXP
  - Sch\_DM20b\_Data Copy Return\_TXP
  - Sch\_DM30a\_Data Copy Provision\_TXP
  - Sch\_DM30b\_Data Copy Return\_TXP
  - Sch\_LP05\_06\_National Process excl Local JD\_TXP
- **XFW\_Tax Forms FCST (TXP) folder:**
  - Sch\_DM10aFC\_Data Copy Provision\_TXP
  - Sch\_DM20aFC\_Data Copy Provision\_TXP
  - Sch\_DM20aAdminFC\_Data Copy Provision\_TXP
  - Sch\_DM30aFC\_Data Copy Provision\_TXP
  - Sch\_LP05\_06\_FC\_National Process excl Local JD\_TXP
- **XFW\_Tax Reports Actual (TXP) folder:**
  - 80a\_Stat\_ETR\_Analytics\_TXP
  - 80b\_Stat\_ETR\_Waterfall\_TXP
- **XFW\_Tax CV's All Workflows Actual (TXP) folder:**
  - Sch\_05b\_Review UD2 Gross and Tax\_TXP
  - Sch\_05c\_Review\_NatGF\_No\_Local\_TXP
  - Sch\_05c\_Review\_NatGF\_Yes\_Local\_TXP
  - Sch\_06b\_NatGF\_No\_DefLocal Review\_TXP
  - Sch\_06b\_NatGF\_Yes\_DefLocal Review\_TXP
- **XFW\_Tax CV's All Workflows FCST (TXP) folder:**

- Sch\_05bFC\_Review UD2 Gross and Tax\_TXP
- Sch\_05cFC\_Review\_NatGF\_No\_Local\_TXP
- Sch\_05cFC\_Review\_NatGF\_Yes\_Local\_TXP
- Sch\_06bFC\_NatGF\_No\_DefLocal Review\_TXP
- Sch\_06bFC\_NatGF\_Yes\_DefLocal Review\_TXP

The following **parameters** uses these options:

- UD1\_JD\_Nat\_TXP
- UD1\_JD\_Nat\_LV\_TXP
- UD1\_JD\_Nat\_DM10aAdmin\_TXP
- UD1\_JD\_Local\_TXP
- UD1\_JD\_Local\_FC\_TXP
- UD1\_JD\_Local\_TaxEntities\_TXP

## Scenarios

**XFW\_TXP\_Scenario** is the Tax Provision Blueprint Scenario Dimension that includes **TXP\_Actual** for the Tax Actuals (Tax Provision Blueprint Calculation) and **TXP\_ActualRTP** for the Tax Return to Provision reconciliation. The two Actual Scenario members should not be modified because they are core to the application and are tied to the **TXP\_BusinessRules** that have been provided. The Tax Scenarios must retain the attributes as shown in the screen capture below.

The yellow shaded scenarios above (5 of them) are used in Tax Provision Blueprint for illustration purposes. All other scenarios have been created just for informational purposes and may be used for future development.

### Forecast Scenario Setup Notes

- Several current year forecast scenarios have been created. TXP\_FCST\_M5, TXP\_FCST\_Q2, TXP\_FCST\_Q3 have been set up with all required attributes and may be used as examples for creating a new or modifying an existing TXP forecast scenario.

- When adding / creating a new forecast scenario follow the naming convention:  
TXP\_FCST\_XXX.
- Recommend having at least one forecast scenario under the TXP\_FCST\_CurrentYear parent.
- Many of the Scenario Properties for a forecast scenario differ from the TXP\_Actual scenario.
- Assign Number of No Input Periods Per Workflow Unit:
  - Data may be copied into these periods from a data management copy, but the user cannot modify the data.
  - This property is used in CV's, BR's DM's, etc.
- FX Rates: Assign the Rate Type For Revenues and Expenses and Rate Type For Assets and Liabilities.
- Assign the Settings the same as the yellow highlighted Settings in the screen shot below.
- Assign Text 1: Forecast\_Current\_Year
- Assign Text 2: ActualCopyPeriods=n.
  - This number is used in the DM's that copy data to the forecast scenario from a source scenario (typically TXP\_Actual).

Member Properties		Relationship Properties	
<div style="border: 1px solid black; padding: 2px;"> <div style="background-color: #e6f2ff; padding: 2px;"> <div style="display: flex; justify-content: space-between; border-bottom: 1px solid black;"> <span>Member Properties</span> <span>Relationship Properties</span> </div> <div style="background-color: #e6f2ff; padding: 2px;"> <div style="border-bottom: 1px solid black; padding: 2px;"> <div style="display: flex; justify-content: space-between;"> <span>Dimension Type</span> <span>Scenario Dimension Type</span> </div> <div style="display: flex; justify-content: space-between;"> <span>Dimension</span> <span>XFW_TXP_Scenarios Dimension</span> </div> <div style="display: flex; justify-content: space-between;"> <span>Member Dimension</span> <span>XFW_TXP_Scenarios Dimension</span> </div> <div style="display: flex; justify-content: space-between;"> <span>Id</span> <span>7</span> </div> <div style="display: flex; justify-content: space-between;"> <span>Name</span> <span>TXP_FCST_M5</span> </div> </div> </div> </div> </div>			
<div style="border: 1px solid black; padding: 2px;"> <div style="background-color: #e6f2ff; padding: 2px;"> <div style="border-bottom: 1px solid black; padding: 2px;"> <div style="display: flex; justify-content: space-between;"> <span>Use In Workflow</span> <span>True</span> </div> <div style="display: flex; justify-content: space-between;"> <span>Workflow Tracking Frequency</span> <span>Yearly</span> </div> </div> </div> </div>			
<div style="border: 1px solid black; padding: 2px;"> <div style="background-color: #e6f2ff; padding: 2px;"> <div style="border-bottom: 1px solid black; padding: 2px;"> <div style="display: flex; justify-content: space-between;"> <span>Workflow Time</span> </div> <div style="display: flex; justify-content: space-between;"> <span>Workflow Start Time</span> </div> <div style="display: flex; justify-content: space-between;"> <span>Workflow End Time</span> </div> <div style="display: flex; justify-content: space-between;"> <span>Number Of No Input Periods Per Workflow Unit</span> <span>3</span> </div> </div> </div> </div>			
<div style="border: 1px solid black; padding: 2px;"> <div style="background-color: #e6f2ff; padding: 2px;"> <div style="border-bottom: 1px solid black; padding: 2px;"> <div style="display: flex; justify-content: space-between;"> <span>Scenario Type</span> <span>ScenarioType8</span> </div> <div style="display: flex; justify-content: space-between;"> <span>Input Frequency (Vary By Year)</span> <span>Monthly</span> </div> <div style="display: flex; justify-content: space-between;"> <span>Default View</span> <span>Periodic</span> </div> <div style="display: flex; justify-content: space-between;"> <span>Retain Next Period Data Using Default View</span> <span>True</span> </div> <div style="display: flex; justify-content: space-between;"> <span>Input View For Adjustments</span> <span>Periodic</span> </div> <div style="display: flex; justify-content: space-between;"> <span>Use Input View For Adj In Calculations</span> <span>False</span> </div> <div style="display: flex; justify-content: space-between;"> <span>No Data Zero View For Adjustments</span> <span>Periodic</span> </div> <div style="display: flex; justify-content: space-between;"> <span>No Data Zero View For NonAdjustments</span> <span>Periodic</span> </div> <div style="display: flex; justify-content: space-between;"> <span>ation View</span> <span>Periodic</span> </div> </div> </div> </div>			
<div style="border: 1px solid black; padding: 2px;"> <div style="background-color: #e6f2ff; padding: 2px;"> <div style="border-bottom: 1px solid black; padding: 2px;"> <div style="display: flex; justify-content: space-between;"> <span>Formula For Calculation Drill Down</span> </div> <div style="display: flex; justify-content: space-between;"> <span>Clear Calculated Data During Calc</span> <span>True</span> </div> <div style="display: flex; justify-content: space-between;"> <span>Use Two Pass Elimination</span> <span>False</span> </div> </div> </div> </div>			
<div style="border: 1px solid black; padding: 2px;"> <div style="background-color: #e6f2ff; padding: 2px;"> <div style="border-bottom: 1px solid black; padding: 2px;"> <div style="display: flex; justify-content: space-between;"> <span>Use Cube FX Settings</span> <span>False</span> </div> <div style="display: flex; justify-content: space-between;"> <span>Rate Type For Revenues And Expenses</span> <span>TXP_YTDAverageRate_FCST_M5 - YTD Average Rate for the M5 Forecast</span> </div> <div style="display: flex; justify-content: space-between;"> <span>Rule Type For Revenues And Expenses</span> <span>Periodic</span> </div> <div style="display: flex; justify-content: space-between;"> <span>Rate Type For Assets And Liabilities</span> <span>TXP_ClosingRate_FCST_M5 - Closing Rate for the M5 Forecast</span> </div> <div style="display: flex; justify-content: space-between;"> <span>Rule Type For Assets And Liabilities</span> <span>Direct</span> </div> <div style="display: flex; justify-content: space-between;"> <span>Constant Year For FX Rates</span> <span>(Not Used)</span> </div> </div> </div> </div>			
<div style="border: 1px solid black; padding: 2px;"> <div style="background-color: #e6f2ff; padding: 2px;"> <div style="border-bottom: 1px solid black; padding: 2px;"> <div style="display: flex; justify-content: space-between;"> <span>Text 1</span> <span>Forecast_Current_Year</span> </div> <div style="display: flex; justify-content: space-between;"> <span>Text 2</span> <span>ActualCopyPeriods=4</span> </div> </div> </div> </div>			

In the **TXP\_BusinessRules** file, we reference forecast scenarios by their scenario type. So, the main BR file is setup for scenarios as either: (1) TXP\_Actual and/or (2) TXP\_ActualRTP and/or (3) ScenarioType8. Adding new Scenario Members to this Dimension will require modifications to the **TXP\_BusinessRules** to allow the new Scenario member to be processed within the existing rules and/or to add new calculations. For example, adding new Forecast scenarios that use a different Scenario Type will require changes to the BR's.



**Note:** Both Actual scenarios use the **Tax Scenario Type** in the Settings section. It is assumed that current year Forecast scenarios will use the Scenario Type “**ScenarioType8**”, and multi-year Forecast scenarios will use the Scenario Type “**ScenarioType7**”.

Tax Provision Blueprint has been designed to have only one Return to Provision (RTP) scenario (TXP\_ActualRTP).

There is an impacted scenario rule on TXP\_Actual. When you calculate period 12, it throws an impacted status into period M01 of the following year. This can be removed if it is not deemed necessary for a specific application.

```
[TXP_Actual]
1 Formula Header...
24 Impact Status December (of the current year) to January of the next year
25 '-> as base level entity data in Local currency changes, make sure we impact the first period of the next year
26 -----
27
28 Dim entityID As Integer = api.Pov.Entity.MemberId
29 Dim parentID As Integer = -1
30 Dim consID As Integer = api.pov.Cons.MemberId
31 Dim scenarioID As Integer = api.Members.GetMemberId(DimType.Scenario.Id, "TXP_Actual")
32 Dim cubeID As Integer = api.Pov.Cube.CubeId
33 Dim curTime As Member = api.Pov.Time
34 Dim curYear As Integer = TimeDimHelper.GetSubComponentsFromId(curTime.MemberId).Year
35 Dim curMonth As Integer = TimeDimHelper.GetSubComponentsFromId(curTime.MemberId).Month
36 Dim nextYearJan As String = curYear+1 & "M1"
37 Dim nextYearJanID As Integer = api.Members.GetMemberId(DimType.Time.Id, nextYearJan)
38
39 If ((Not api.Entity.HasChildren()) And (api.Cons.IsLocalCurrencyForEntity())) Then
40   If curMonth = 12 Then
41     api.CalcStatus.ImpactCalcStatus(cubeID,entityID,parentID,consID,scenarioID,nextYearJanID)
42     brapi.ErrorLog.LogMessage(si,"Year " & nextYearJan)
43   End If
44 End If
45
46 Formula Footer...
53 Helper Functions Header...
55
56
57 Helper Functions Footer...
```

For the TXP\_ActualRTP scenario, we have also added an impacted rule, but it will need to be modified based on your application’s needs. This can be removed if it’s not deemed necessary for your specific application.

```

[TXP_ActualRTP]
1 Formula Header...
24 'Impact Status December (of the current year) for the TXP_ActualRTP scenario to the S#TXP_Actual
25
26 'Because each JD can have a different year and month and the Impact Calc Status is by Entity,
27 'we have decided to impact period M01 for the next three years.
28 'This can be adjusted during the project implementation.
29 '-----
30
31 Dim entityID As Integer = api.Pov.Entity.MemberId
32 Dim parentID As Integer = -1
33 Dim consID As Integer = api.pov.Cons.MemberId
34 Dim scenarioID As Integer = api.Members.GetMemberId(DimType.Scenario.Id, "TXP_Actual")
35 Dim cubeID As Integer = api.Pov.Cube.CubeId
36 Dim curTime As Member = api.Pov.Time
37 Dim curYear As Integer = TimeDimHelper.GetSubComponentsFromId(curTime.MemberId).Year
38 Dim curMonth As Integer = TimeDimHelper.GetSubComponentsFromId(curTime.MemberId).Month
39 Dim nextYearJan As String = curYear+1 & "M1"
40 Dim nextYear2Jan As String = curYear+2 & "M1"
41 Dim nextYear3Jan As String = curYear+3 & "M1"
42
43 Dim nextYearJanID As Integer = api.Members.GetMemberId(DimType.Time.Id, nextYearJan)
44 Dim nextYear2JanID As Integer = api.Members.GetMemberId(DimType.Time.Id, nextYear2Jan)
45 Dim nextYear3JanID As Integer = api.Members.GetMemberId(DimType.Time.Id, nextYear3Jan)
46
47 If ((Not api.Entity.HasChildren()) And (api.Cons.IsLocalCurrencyForEntity())) Then
48 'For the scenario TXP_ActualRTP - only for period 12
49 If curMonth = 12 Then
50 api.CalcStatus.ImpactCalcStatus(cubeID,entityID,parentID,consID,scenarioID,nextYearJanID)
51 api.CalcStatus.ImpactCalcStatus(cubeID,entityID,parentID,consID,scenarioID,nextYear2JanID)
52 api.CalcStatus.ImpactCalcStatus(cubeID,entityID,parentID,consID,scenarioID,nextYear3JanID)
53 'brapi.ErrorLog.LogMessage(si,"Year1 " & nextYearJan)
54 'brapi.ErrorLog.LogMessage(si,"Year2 " & nextYear2Jan)
55 'brapi.ErrorLog.LogMessage(si,"Year3 " & nextYear3Jan)
56 End If
57 End If
58
59 Formula Footer...
66 Helper Functions Header...
68
69
70 Helper Functions Footer...

```

Several Forecast scenarios have been created for future use. We do not currently make use of these scenarios. The following attributes have been modified on these scenarios:

- Scenario Type
- Input Frequency (Vary by Year)



Member Properties		Relationship Properties	
Member Dimension		XFW_TXP_Scenarios Dimension	
Id		19	
Name		TXP_FCST_M12	
<b>Descriptions</b>			
Default Description		Tax Forecast Dec	
English (United States)			
Chinese (Traditional) Legacy			
German (Germany)			
Hebrew (Israel)			
Hindi (India)			
Portuguese (Brazil)			
Danish (Denmark)			
Finnish (Finland)			
French (France)			
<b>Security</b>			
<b>Workflow</b>			
<b>Settings</b>			
Scenario Type		ScenarioType8	
Input Frequency (Vary By Year)		Monthly	
Default View		Periodic	
Retain Next Period Data Using Default View		True	
Input View For Adjustments		Periodic	
Use Input View For Adj In Calculations		False	
No Data Zero View For Adjustments		Periodic	
No Data Zero View For NonAdjustments		Periodic	

## Accounts

**XFW\_TXP\_Accounts** is the Tax Provision Blueprint Account Dimension that includes the standard Tax Provision Blueprint Chart of Accounts. There are specific Account Members in each Tax Account hierarchy that should **not** be modified as they are core to the application.

If additional and/or different Account Members (base level input or parent subtotals) are required in the XFW\_TXP\_Accounts Dimension, follow the guidelines below to minimize required changes in existing business rule calculations and cube views.

There may be areas where alternate hierarchies have been used and consideration must be made when adding a new account. Typically, similar accounts are cloned and then given a new name and description. Next, search for the cloned member to see if it exists elsewhere. If so, consider adding the new member there as well.

Where possible, account parents are in multiple hierarchies to facilitate maintenance. For example, **TXP\_TempDiffTotal** is used in three hierarchies: **TXP\_CurTaxExp**, **TXP\_NatDeferredwLocal**, and **TXP\_NatDeferredwLocal\_ETRLocal**.

### Accounts Notes

- Text 1 Property is used to identify Losses Not Benefited expense and discrete accounts.

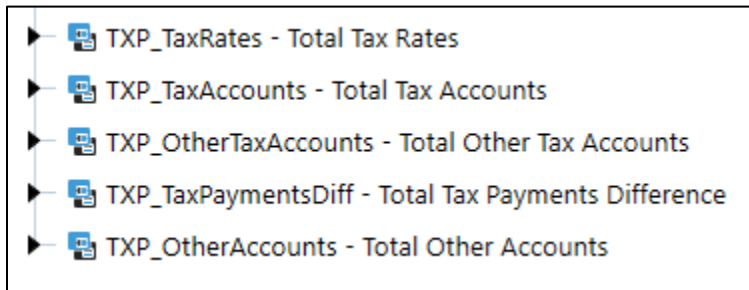
- No accounts are flagged as **IsIC**.
- Alternate hierarchies are used.
- Aggregation weights are used (e.g., TXP\_TxRperGL and TXP\_TaxPaymentsGL).
- No Member Formulas are used except for **TXP\_YTDAverageRate**, **TXP\_YTDAverageRate\_FCST\_M5**, **TXP\_YTDAverageRate\_FCST\_Q2**, **TXP\_YTDAverageRate\_FCST\_Q3**, **TXP\_ClosingRate**, **TXP\_ClosingRate\_FCST\_M5**, **TXP\_ClosingRate\_FCST\_Q2** and **TXP\_ClosingRate\_FCST\_Q3**.
- All parent members must have the word *Total* in the description. This will help in the formatting of Cube Views.
- Some account hierarchies contain local jurisdiction only accounts. Visibility and access to Local only accounts is driven by Parameters, UD1, UD2, UD4, UD7, and Business Rules.
- If you need to load the TXP\_PreTaxIncome with IC detail, then set “Is IC Account = True”, create a plug account then assign the plug account to the TXP\_PreTaxIncome account. Apply this setup to any other accounts that need to capture IC detail.

Any base level account that is classified as Discrete must have the Text 1 property of **Discrete=Yes**. This is used to drive Parameters, BR’s, etc. Parent level accounts where all the children are Discrete should also have Text 1 **Discrete=Yes**.

Any base level account that is a Losses Not Benefited expense item that needs to be included in the Interim Reporting Effective Tax Rate calculation must have Text 1 property of **LNB\_Exp=Yes**. Use a comma to separate the properties if both are needed.

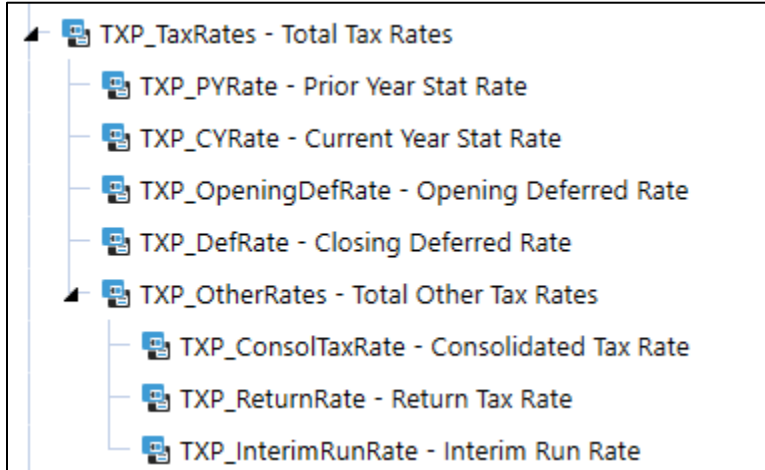
<div style="border: 1px solid black; padding: 2px;"> <div style="background-color: #e6f2ff; padding: 2px;">Vary By Scenario Type And Time</div> <table border="1" style="width: 100%; border-collapse: collapse;"> <tr><td colspan="2" style="background-color: #e6f2ff;">General</td></tr> <tr><td style="width: 80%;">In Use</td><td>True</td></tr> <tr><td>Formula</td><td></td></tr> <tr><td>Formula For Calculation Drill Down</td><td></td></tr> <tr><td>Adjustment Type</td><td>Journals</td></tr> <tr><td colspan="2">Text</td></tr> <tr><td>Text 1</td><td style="background-color: yellow;">Discrete=Yes</td></tr> </table> </div>		General		In Use	True	Formula		Formula For Calculation Drill Down		Adjustment Type	Journals	Text		Text 1	Discrete=Yes
General															
In Use	True														
Formula															
Formula For Calculation Drill Down															
Adjustment Type	Journals														
Text															
Text 1	Discrete=Yes														
<div style="border: 1px solid black; padding: 2px;"> <div style="background-color: #e6f2ff; padding: 2px;">Vary By Scenario Type And Time</div> <table border="1" style="width: 100%; border-collapse: collapse;"> <tr><td colspan="2" style="background-color: #e6f2ff;">General</td></tr> <tr><td style="width: 80%;">In Use</td><td>True</td></tr> <tr><td>Formula</td><td></td></tr> <tr><td>Formula For Calculation Drill Down</td><td></td></tr> <tr><td>Adjustment Type</td><td>Journals</td></tr> <tr><td colspan="2">Text</td></tr> <tr><td>Text 1</td><td style="background-color: yellow;">LNB_Exp=Yes</td></tr> </table> </div>		General		In Use	True	Formula		Formula For Calculation Drill Down		Adjustment Type	Journals	Text		Text 1	LNB_Exp=Yes
General															
In Use	True														
Formula															
Formula For Calculation Drill Down															
Adjustment Type	Journals														
Text															
Text 1	LNB_Exp=Yes														
<div style="border: 1px solid black; padding: 2px;"> <div style="background-color: #e6f2ff; padding: 2px;">Vary By Scenario Type And Time</div> <table border="1" style="width: 100%; border-collapse: collapse;"> <tr><td colspan="2" style="background-color: #e6f2ff;">General</td></tr> <tr><td style="width: 80%;">In Use</td><td>True</td></tr> <tr><td>Formula</td><td></td></tr> <tr><td>Formula For Calculation Drill Down</td><td></td></tr> <tr><td>Adjustment Type</td><td>Journals</td></tr> <tr><td colspan="2">Text</td></tr> <tr><td>Text 1</td><td style="background-color: yellow;">Discrete=Yes, LNB_Exp=Yes</td></tr> </table> </div>		General		In Use	True	Formula		Formula For Calculation Drill Down		Adjustment Type	Journals	Text		Text 1	Discrete=Yes, LNB_Exp=Yes
General															
In Use	True														
Formula															
Formula For Calculation Drill Down															
Adjustment Type	Journals														
Text															
Text 1	Discrete=Yes, LNB_Exp=Yes														

**Account Hierarchies:** Tax Provision Blueprint uses five groups of Account hierarchies:



### TXP\_TaxRates

Tax Rates are populated in conjunction with UD1, UD2, UD4 & UD7. The Flow Member and remaining UDs are **None**.



### TXP\_TaxRates Setup Notes

- Do not modify the member names or any of the properties on these objects, except the Description.
- All Tax Rates are set up as Balance Recurring.
- IsConsolidated = False.
- New members (tax rates) may be added for reporting purposes – but they will not automatically flow into computations. BR updates will be required.

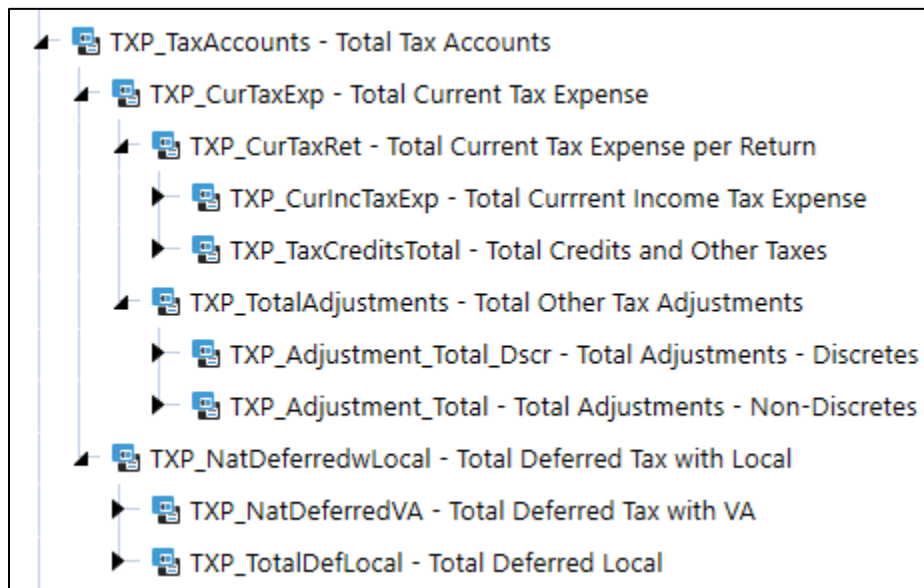
### TXP\_TaxAccounts

**TXP\_CurTaxExp** (current tax expense) and **TXP\_NatDeferredwLocal** (deferred tax) are the two main tax provision account hierarchies.

**TXP\_CurTaxExp** is the account hierarchy used in Schedule 5 Current Provision (Actuals). See [Schedule 5 Current Provision](#). It is also used in the forecast scenarios (Schedule 5 FC Current Provision).

**TXP\_CurTaxRet** is a subset of **TXP\_CurTaxExp** and is the account hierarchy used in Schedule 2 RTP. See [Schedule 2 RTP](#).

**TXP\_NatDeferredwLocal** is the account hierarchy used in Schedules 6a and 6b for Deferred Tax. See [Schedule 6a Deferred Tax Source Gross](#) and [Schedule 6b Deferred Tax Source Tax](#). It is also used in forecast scenarios.



### TXP\_TaxAccount Setup Notes

- Do not modify these members except as noted below.
- Do not add children to parent accounts or create new parent accounts except as noted below.
- ALL accounts may have the member description modified.
- Includes accounts that are used for both national and local data as well as local only accounts.
- Includes accounts that are “Discrete” only. When adding a new discrete account, we recommend adding the account to an existing “discrete” parent.
- Tax Accounts have Account Type = Asset.

### TXP\_CurTaxExp – Total Current Tax Expense

#### TXP\_PTIBATotal – Total Pretax Income Book Adjustments

- Add parent children and / or base members.
- Follow prefix naming convention **TXP\_PTIBA**.
- 1 base member is required.

**TXP\_PermDiffTotal (TXP\_PD) & TXP\_TempDiffTotal (TXP\_TD)**

- Rename and / or add parent children, following the naming convention.
  - E.g., add sibling to TXP\_PDMuni with member name beginning “TXP\_PD”.
- Rename and / or add base members, following the naming convention.
  - E.g., rename TXP\_TD0005 to TXP\_TD100.
- 1 parent and 1 base member are required.
- **TXP\_PDLTotal & TXP\_TDLTotal** (Local only accounts)
  - Only change the parent description.
  - Add parent children; follow naming convention **TXP\_PDL/TXP\_TDL**.
  - Rename and / or add base members; follow naming convention **TXP\_PDL/TXP\_TDL**.
  - Keep 1 base member.

**TXP\_TaxLossesCF**

- Rename and / or add base members, following the naming convention.
  - E.g., rename TXP\_TaxLossCF0001 to TXP\_TaxLossCF0100.
- 1 base member is required.

**TXP\_TaxLocalDeduction**

- Holds the National Benefit from Local Jurisdictions.
- Do not remove or rename.

**TXP\_Apport\_Total (Local Only Accounts)**

- Add or rename base member accounts only.
- Follow the naming convention TXP\_AppPD, TXP\_APPTD, TXP\_AppTaxLossCF.
- 1 base member for each parent is required.

**TXP\_TaxLocalExp**

- Local tax entered as tax effected.
- Do not remove or rename.

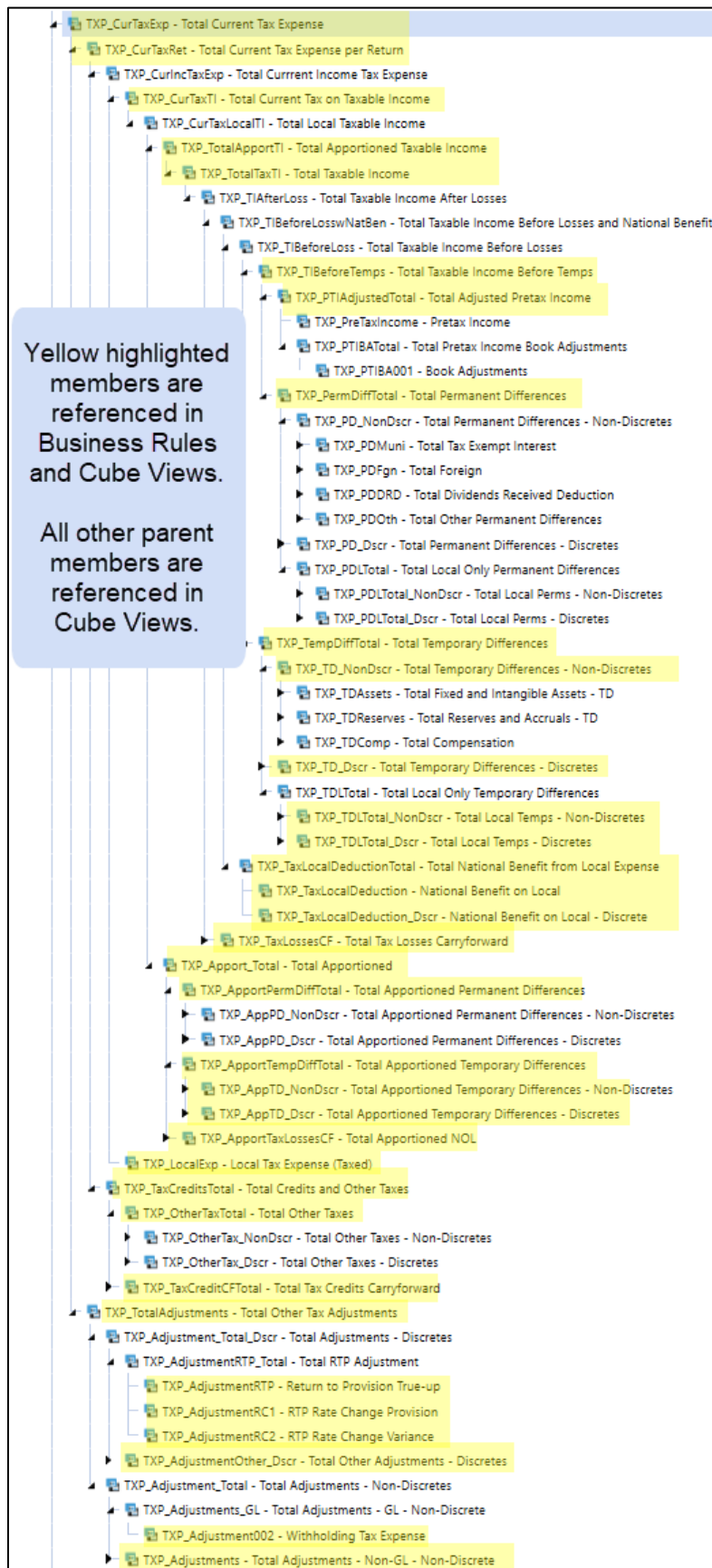
**TXP\_OtherTaxTotal & TXP\_TaxCreditCFTotal**

- Rename and / or add base members, following the naming convention: TXP\_OtherTax or TXP\_TaxCreditCF.
- 1 base member is required for each parent.

**TXP\_TotalAdjustments**

- **TXP\_AdjustmentRTP\_Total** – do not modify this hierarchy.
- **TXP\_AdjustmentOther\_Dscr**
  - Add or rename base member accounts only.
- **TXP\_TotalAdjustments**

- **TXP\_Adjustments\_GL & TXP\_Adjustments**
  - Rename and / or add base members, following the naming convention TXP\_Adjustment.
  - 1 base member is required.



**TXP\_NatDeferredwLocal – Deferred Tax Account Hierarchy****TXP\_TempDiffTotal**

- This is the same parent as in TXP\_CurTaxExp.

**TXP\_TaxLossesCF**

- This is the same parent as in TXP\_CurTaxExp.

**TXP\_TaxLossesCY**

- Add base members.
- Follow naming convention TXP\_TaxLossCY.
- 1 base member is required.

**TXP\_TaxCreditCFTotal**

- This is the same parent as in TXP\_CurTaxExp.

**TXP\_EquityTotal**

- Add base members.
- Follow naming convention TXP\_Equity.
- 1 base member is required.

**TXP\_ApportTempDiffTotal**

- This is the same parent as in TXP\_CurTaxExp.

**TXP\_ApportTaxLossesCF**

- This is the same parent as in TXP\_CurTaxExp.

**TXP\_VA**

- Add base members.
- Follow naming convention TXP\_VA.
- 1 base member is required.
- Accounts will be taxed.

**TXP\_VACreditTotal**

- Add base members.
- Follow naming convention TXP\_VACredit.
- 1 base member is required.
- Accounts will not be taxed.

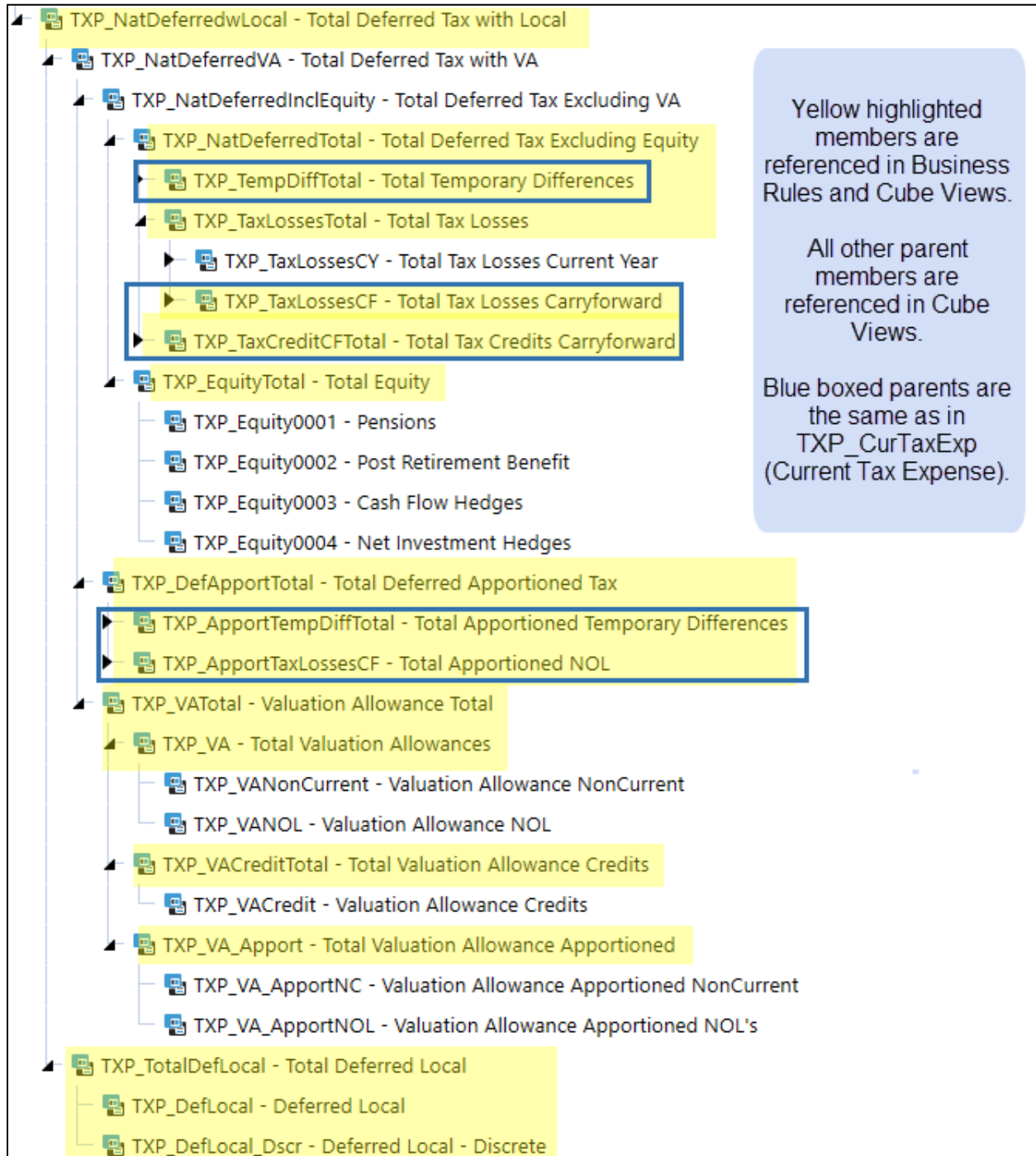
**TXP\_VA\_Apport (Local only)**

- Add base members.
- Follow naming convention TXP\_VA\_Apport.
- 1 base member is required.
- Accounts will be taxed at deferred rate only (already apportioned).



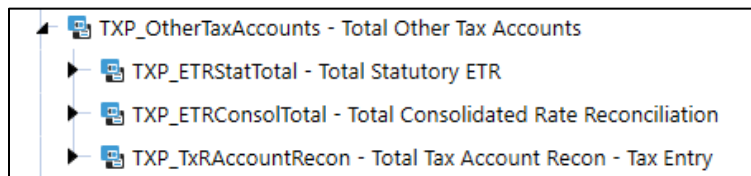
**TXP\_TotalDefLocal (National only)**

- Holds the National Benefit from Local Jurisdictions.
- Do not remove or rename.



## TXP\_OtherTaxAccounts

Contains three hierarchies derived from the Current Tax Expense and Deferred Tax:



The **TXP\_ETRStatTotal (Total Statutory ETR)** and **TXP\_ETRConsolTotal (Total Consolidated Rate Reconciliation)** account hierarchies are designed to report the Statutory Effective Tax Rate (ETR) and the Consolidated ETR. Where possible accounts in the two ETR hierarchies are the same as in the Current Tax Expense hierarchy (**TXP\_CurTaxExp**).

**TXP\_ETRStatTotal** is used to populate Schedule 8 Local ETR. See [Schedule 8 Local ETR](#) for information. This also populates the forecast scenarios: Schedule 8 FC Local ETR.

**TXP\_ETRConsolTotal** is used to populate Schedule 9 Consolidated ETR. See [Schedule 9 Consolidated ETR](#) for more information. This also populates the forecast scenarios: Schedule 9 FC Consolidated ETR.

**TXP\_TxRAccountRecon** is used to populate Schedule 7 Tax Account Reconciliation. See [Schedule 7 Tax Account Reconciliation](#) for information. This also populates the forecast scenarios Schedule 7 FC Tax Account Reconciliation.

### TXP\_ETRStatTotal and TXP\_ETRConsolTotal Setup Notes

- Tax Accounts have Account Type = Asset.
- The original accounts should not be modified as Business Rules and other Objects are based on these members.
- New accounts should only be added when a change or addition to the Current Tax Expense or Deferred Tax is made.
- UD2 member TXP\_Tax\_SETR (Statutory ETR) is used to hold this tax data.
- UD2 member TXP\_Tax\_CETR (Consolidated ETR) is used to hold this tax data.
- Accounts that are required for the ETR calculations and cannot be based on existing accounts are prefixed TXP\_ETR.
  - These accounts are mainly based on the Deferred Tax Flow (TXP\_TaxClosing) member that it is associated with, e.g., account TXP\_ETRRCOpening works with Flow Member TXP\_RCOpening. This is to facilitate Business Rules and easier association for the Implementors and users.
- The different organization of the two hierarchies is primarily for reporting purposes.

**When to Add a New Account**

- When a new TXP\_TaxClosing Flow Member is added.
  - Two new ETR accounts will need to be created and added to the correct parent accounts, TXP\_ETRVATotal and TXP\_ETRDeferredTotal, except when added as a base member of the following parent members:
    - TXP\_OtherOpenAdj\_Dscr – the parent level data only is included.
    - TXP\_DefOther\_NonDscr – the parent level data only is included.
    - TXP\_DefOther\_Dscr – the parent level data only is included.
    - TXP\_TotalDefBSO – these members are not included in the ETR calculation.
    - TXP\_FXTotal – these members are not included in the ETR calculation.
  - See [Flow](#) for more information.

**TXP\_ETRStatTotal – Total Statutory ETR****TXP\_PTIAadjustedTotal**

- This is the same parent as in TXP\_CurTaxExp.

**TXP\_PermDiffTotal**

- This is the same parent as in TXP\_CurTaxExp.

**TXP\_ETRLocalTotal**

- (1) TXP\_TaxLocalDeductionTotal - This is the same member as in TXP\_CurTaxExp.
- (1) TXP\_ETRNatBen prefixed accounts hold national benefit deferred expense data.
- (2) TXP\_ETRLocal prefixed accounts hold local jurisdiction current and deferred expense data.

**TXP\_LocalExp**

- This is the same member as in TXP\_CurTaxExp.

**TXP\_OtherTaxTotal**

- This is the same parent as in TXP\_CurTaxExp.

**TXP\_Adjustment\_Total**

- This is the same member as in TXP\_CurTaxExp.

**TXP\_AdjustmentOther\_Dscr**

- This is the same parent as in TXP\_CurTaxExp.

**TXP\_ETRVATotal**

- (3) Valuation allowance data from the deferred tax flow members of TXP\_TaxClosing.

**TXP\_ETRRTPTotal**

- (4) TXP\_AdjustmentRTP\_Total – This is the same parent as in TXP\_CurTaxExp.
- TXP\_ETRRTPAdj – Return to Provision true-up deferred tax data.

**TXP\_ETRDeferredTotal**

- (5) Rate change impact and other deferred tax expense data.

**TXP\_ETRStatSubTotal**

- If a new TXP\_CurTaxExp account member is added as a sibling to TXP\_LocalExp add the new account here as a child of TXP\_ETRStatSubTotal.

**TXP\_ETRConsolTotal – Total Consolidated Rate Reconciliation****TXP\_PTIAadjustedTotal**

- This is the same parent as in TXP\_CurTaxExp.

**TXP\_ETRLocalTotal**

- This is the same parent as in TXP\_ETRStatTotal.

**(6) TXP\_TxRateDiffTotal**

- **TXP\_TaxRateDiff** is the calculated tax rate differential between the Consolidated Tax Rate and the Statutory tax rate.
- **TXP\_LocalExp** is the same member as in **TXP\_CurTaxExp**.

**TXP\_PermDiffTotal**

- This is the same parent as in TXP\_CurTaxExp.

**TXP\_OtherTaxTotal**

- This is the same parent as in TXP\_CurTaxExp.

**TXP\_Adjustment\_Total**

- This is the same member as in TXP\_CurTaxExp.

**TXP\_AdjustmentOther\_Dscr**

- This is the same parent as in TXP\_CurTaxExp.

**TXP\_ETRVATotal**

- This is the same parent as in TXP\_ETRStatTotal.

**TXP\_ETRRTPTotal**

- This is the same parent as in TXP\_ETRStatTotal.

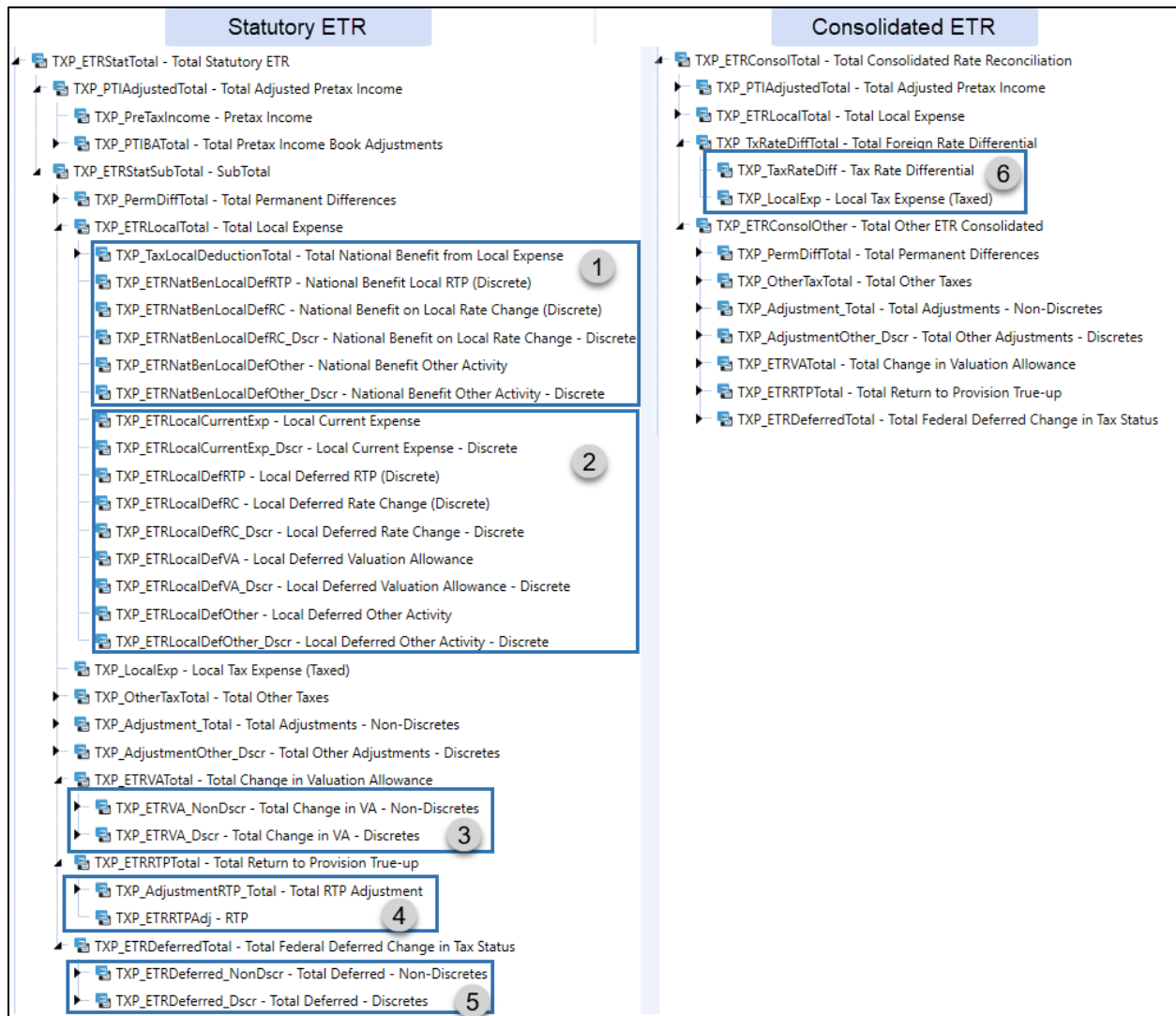
**TXP\_ETRDeferredTotal**

- This is the same parent as in TXP\_ETRStatTotal.

**TXP\_ETRConsolOther**

- If a new **TXP\_CurTaxExp** account member is added as a sibling to TXP\_LocalExp add the new account here as a child of TXP\_ETRConsolOther.

The numbers in the screen shot below correspond to the numbers above.



The **Tax Account Reconciliation (TXP\_TxRAccountRecon)** hierarchy provides summary level data for Current and Deferred Tax Expenses as well as related Balance Sheet Data (Deferred Tax Asset & Liability, Tax Payments & Refunds). It is intended to allow for the comparison of the equivalent General Ledger accounts and to facilitate preparation of the required Tax Entry back to the General Ledger.

This account hierarchy works in conjunction with the UD2 TXP\_TXRecData hierarchy. The data is populated via business rules and displayed in Schedule 7 Tax Account Reconciliation.

**TXP\_TxRAccountRecon Setup Notes**

- All accounts in this hierarchy are prefixed with TXP\_TxR. The naming convention should be followed when adding a new account.
- Data is split between prior year (**TXP\_TxRAdjustedOpeningBal**) and current year (**TXP\_TxRCurrentYear**).
- Data input is only allowed in the Reclassification accounts; all others are populated via business rules.

### When to Add a New Account

- The following situations will require a new account(s) to be added to either the prior year or current year section, along with Business Rules updates and Cube View updates.
  - New TXP\_CurTaxExp account: New Child of **TXP\_Adjustments\_GL** is added.
  - New TXP\_CurTaxExp account: New Base member of **TXP\_AdjustmentRTP\_Total** is added.
  - New Flow Tax Closing (TXP\_TaxClosing) member is added, except when the new member is added to TXP\_TotalDefBSO or TXP\_TotalDefOther.

### Account overview

- **TXP\_TxRAccountRecon** is the amount of the tax journal entry. It is based on the tax ending balance (**TXP\_TxREndingBalance**) less the general ledger data (**TXP\_TxRperGL**) through the use of the Aggregation Weight property.
- **TXP\_TxRperGL** is intended to hold the general ledger data (most likely loaded via Data Management).
  - The Aggregation Weight on this account is -1.00
- **TXP\_TxREndingBalance** has an Aggregation Weight of 1.00 and is the sum of prior year and current year tax data.
  - **TXP\_TxRAdjustedOpeningBal** has the prior year data.
    - **TXP\_TxROpeningBal** is populated using rules from the prior year December closing balance.
    - For the siblings of **TXP\_TxROpeningBal** note in the description which schedule the data is coming from.
    - **TXP\_TxRPYReclassIncSt** and **TXP\_TxRPYReclassBalSheet** allow input.
  - **TXP\_TxRCurrentYear** has the current year data.
    - All children, except the reclassification lines, note in the description which schedule the data if coming from.
    - **TXP\_TxRCYReclassIncSt** and **TXP\_TxRCYReclassBalSheet** allow input.
  - **TXP\_TxRFXTotal**
    - FX data is detailed by opening balance, the current period, and prior periods.
    - Do not modify these accounts.

- **TXP\_TxRAccountRecon\_TotalActivity** is an alternate Account hierarchy used in the calculation of the FX impact.
  - It has an Aggregation Weight of 0.00 .
  - Any new activity account added to **TXP\_TxRAdjustedOpeningBal** will need to be added to this hierarchy.
  - All accounts under the parent **TXP\_TxRCurrentYear** are considered activity.

- TXP\_TxRAccountRecon - Total Tax Account Recon - Tax Entry
  - TXP\_TxRperGL - Ending GL Balance
  - TXP\_TxREndingBalance - Total Tax Ending Balance
    - TXP\_TxRAdjustedOpeningBal - Total Adjusted Opening Balance
      - TXP\_TxROpeningBal - Opening Balance
      - TXP\_TxROpeningAdj - Opening Balance Adjustments (from Sch 6b)
      - TXP\_TxROtherOpenAdj\_Dscr - Opening Balance Other Adjustments - Discrete (from Sch 6b)
      - TXP\_TxRPayPY - Cash Payments PY (from Sch 4)
      - TXP\_TxRRefundPY - Cash (Refunds) PY (from Sch 4)
      - TXP\_TxRAdjustRTP - Prior Year True-Up (RTP) (from Sch 5 / 6b)
      - TXP\_TxRAdjustRC1 - Prior Year RTP Rate Change 1 (from Sch 5)
      - TXP\_TxRAdjustRC2 - Prior Year RTP Rate Change 2 (from Sch 5)
      - TXP\_TxRPYReclassIncSt - Reclass to / from Income Statement PY
      - TXP\_TxRPYReclassBalSheet - Reclass to / from Balance Sheet PY
    - TXP\_TxRCurrentYear - Total Current Year
      - TXP\_TxRPayCY - Cash Payments (Refunds) CY (from Sch 4)
      - TXP\_TxRRefundCY - Cash (Refunds) CY (from Sch 4)
      - TXP\_TxRWHPayment - Withholding Payments (from Sch 4)
      - TXP\_TxRCurrentTaxReturn - Current Tax Return (from Sch 5)
      - TXP\_TxRWHTExp - Withholding Tax Expense (from Sch 5)
      - TXP\_TxRAdjustments - Other Current Expense Adjustments (from Sch 5)
      - TXP\_TxRAdjustmentOther\_Dscr - Other Current Expense Adjustments - Discrettes (from Sch 5)
    - TXP\_TxRDefProvision - Total Deferred Provision
      - TXP\_TxRCYProvision - CY Provision (Deferred) (from Sch 6b)
      - TXP\_TxRDefOtherAdj - Deferred Other (from Sch 6b)
      - TXP\_TxRDefOtherAdj\_Dscr - Deferred Other - Discrettes (from Sch 6b)
      - TXP\_TxRDefRCLocal - Deferred Rate Change Local (from Sch 6b)
      - TXP\_TxRDefRCLocal\_Dscr - Deferred Rate Change Local - Discrete (from Sch 6b)
      - TXP\_TxRDefOtherBSO - Deferred BSO (from Sch 6b)
      - TXP\_TxRDefRCOpening - Rate Change Impact (from Sch 6b)
      - TXP\_TxRDefRCOpening\_Dscr - Rate Change Impact - Opening - Discrete (from Sch 6b)
      - TXP\_TxRDefRCActivity - Rate Change Activity - Deferred (from Sch 6b)
      - TXP\_TxRDefRCActivity\_Dscr - Rate Change Activity - Deferred - Discrete (from Sch 6b)
      - TXP\_TxRCYReclassIncSt - Reclass To / From Income Statement CY
      - TXP\_TxRCYReclassBalSheet - Reclass To / From Balance Sheet CY
  - TXP\_TxRFXTotal - Total FX
- TXP\_TxRAccountRecon\_TotalActivity - Total Activity
  - TXP\_TxROpeningAdj - Opening Balance Adjustments (from Sch 6b)
  - TXP\_TxROtherOpenAdj\_Dscr - Opening Balance Other Adjustments - Discrete (from Sch 6b)
  - TXP\_TxRPayPY - Cash Payments PY (from Sch 4)
  - TXP\_TxRRefundPY - Cash (Refunds) PY (from Sch 4)
  - TXP\_TxRAdjustRTP - Prior Year True-Up (RTP) (from Sch 5 / 6b)
  - TXP\_TxRAdjustRC1 - Prior Year RTP Rate Change 1 (from Sch 5)
  - TXP\_TxRAdjustRC2 - Prior Year RTP Rate Change 2 (from Sch 5)
  - TXP\_TxRPYReclassIncSt - Reclass to / from Income Statement PY
  - TXP\_TxRPYReclassBalSheet - Reclass to / from Balance Sheet PY
  - TXP\_TxRCurrentYear - Total Current Year



## TXP\_TaxPaymentsDiff

This is an alternate reporting hierarchy to view the combined total of tax payments and refunds, and tax withholding payments (from Schedule 4 Tax Payments / Schedule 4 FC Tax Payments).

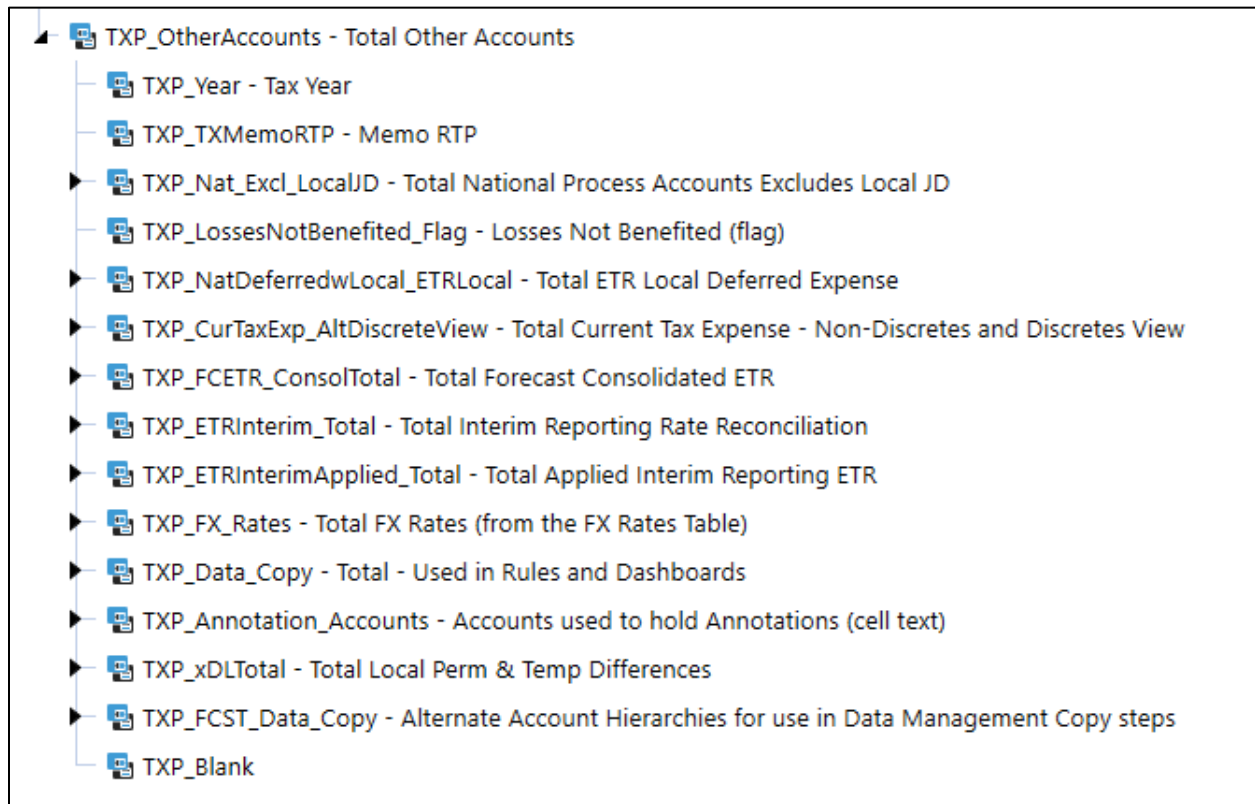


### TXP\_TaxPaymentsDiff Setup Notes

- **TXP\_TaxPaymentsDiff**
  - This parent account is the difference between **TXP\_TaxPayments** (tax provision total payments and refunds) versus **TXP\_TaxPaymentsGL** (what is in the General Ledger).
  - Aggregation weight is 0.00
- **TXP\_TaxPaymentsGL**
  - Is intended to hold the general ledger data (most likely loaded via Data Management).
  - The Aggregation Weight on this account is -1.00
- **TXP\_TaxPayments**
  - This parent account is the subtotal of all the tax payments and refunds, including withholding tax.
  - The base accounts are the same members as in **TXP\_TxRAccountRecon**.
  - The Aggregation Weight on this account is 1.00.
- If new payment or refund accounts are added to **TXP\_TxRAccountRecon** check to see if they should also be added to this alternate account hierarchy
- Note that accounts **TXP\_TaxPaymentsDiff** and **TXP\_TaxPaymentsGL** are not currently displayed on Schedule 4 Tax Payments / Schedule 4 FC Tax Payments. They will need to be added to the cube views, if needed.

## TXP\_OtherAccounts

This account structure contains accounts that facilitate the Tax Provision Blueprint calculations and the display of data in schedules and reports.



### TXP\_OtherAccounts Setup Notes

- The original accounts should not be modified, except for the descriptions.
- New accounts may be added as needed.
- **TXP\_Year** is used for the Origin Year (Form: 3 Tax Attributes and populated through Business Rules).
- **TXP\_TXMemoRTP** is used with a year and month Flow Member in Business Rules to determine the RTP timing. It is used in Cube Views, Business Rules, and parameters.
- **TXP\_Nat\_Excl\_LocalJD** is designed to facilitate Entity National calculations where only specific Local Jurisdictions are included.
  - **TXP\_Nat\_Benefit\_Excl\_LocalJD** is set up to facilitate the National Benefit calculation (used in Business Rules, Cube Views, and Parameters).
- **TXP\_LossesNotBenefited\_Flag** is set up to indicate if a base entity is a Losses Not Benefited entity (populated in a schedule and used in Business Rules).

- **TXP\_NatDeferredwLocal\_ETRLocal** is used for the Local jurisdiction ETR rules (Statutory ETR and Consolidated ETR). If a new subtotal within the TXP\_NatDeferredwLocal is added and required for the Local jurisdiction ETR, the new (parent) account will need to be added to this alternate Account hierarchy. This hierarchy excludes Equity and Valuation Allowance data.
- **TXP\_CurTaxExp\_AltDiscreteView** is an alternate view that subtotals Discrete and Non-Discrete accounts. If a new account is added to TXP\_CurTaxExp, it should also be in this hierarchy.
- **TXP\_FCETR\_ConsolTotal** is the Total Forecasted consolidated ETR hierarchy. This is an alternate view of the Consolidated ETR where the data is grouped by non-discrete and discrete data. If a new account is added to TXP\_ETRConsolTotal confirm the account is in this hierarchy too.
- **TXP\_ETRInterim\_Total** is the Total Interim Reporting Rate Reconciliation hierarchy. It allows for the calculation of Losses Not Benefited related to pretax income. Data is grouped by non-discrete and discrete data. Used in Schedule 18 & Schedule 18 FC.
- **TXP\_ETRInterimApplied\_Total** is the Total Applied Interim Reporting ETR hierarchy. This applies to Actuals only. Used in Schedule 10.
- **TXP\_FX\_Rates** base members are dynamic accounts used to allow reporting on the FX Rates.
- **TXP\_Data\_Copy** is used in two Dashboards to help in the copy of Provision and Return data.
- **TXP\_Annotation\_Accounts** holds the Filer accounts (TXP\_LocalFiler, TXP\_LocalFilerType, TXP\_NatFiler, TXP\_NatFilerType, TXP\_NatFilerCalc) are used in the Group Filer Definitions schedules. Also, holds the time stamp annotation information after running a specific bulk copy.
- **TXP\_xDLTotal** is an alternate hierarchy that combines local only permanent differences and temporary differences. This is used in data copy Dashboards to help display data variances.
- **TXP\_FCST\_Data\_Copy** accounts used in Dashboards to help in the copy of (Actual) data into a Forecast scenario.
- **TXP\_Blank** is used to help in the formatting of cube views to suppress data.

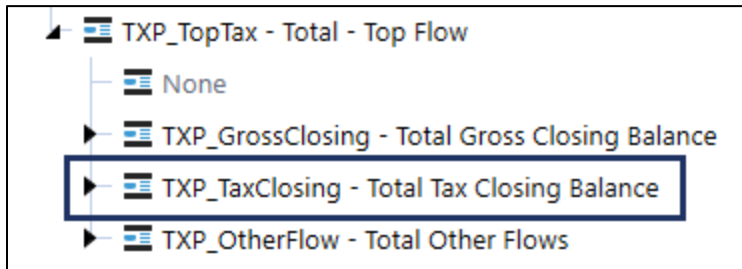
## Flow

**XFW\_TXP\_Flow** is the Tax Provision Blueprint Flow Dimension that holds the flow structure for the tax provision calculations, including the Deferred Tax Roll Forward Gross Closing and Tax Closing rollups.

### Flow Notes

- Text 1 Property is used to identify Discrete flow members.
  - Any base level flow member that is classified as Discrete must have the Text 1 property of **Discrete=Yes**.
  - Parent flow members where all children are Discrete should also have Text 1 **Discrete=Yes**.
  - This is used to drive Parameters, BR's, etc.
- Switch Type for activity type data.

- Alternate hierarchies are used.
- Aggregation weights are used.
- No Member Formulas are used. See the Finance BR **TXP\_BusinessRules**.
- All parent members must have the word Total in the description.
  - This will help in the formatting of the Cube Views: When referencing TXP\_TopTax for Flow, TXP\_TaxClosing will be the subtotal that is displayed.
  - **TXP\_GrossClosing** and **TXP\_OtherFlow** have an Aggregation Weight of zero assigned.



The screen shot below is a partially collapsed view of the Flow Dimension with the Schedules listed that are associated with members.

The screenshot displays a hierarchical tree of flow members under the root 'TXP\_TopTax - Total - Top Flow'. Eight specific members are highlighted with blue boxes and numbered callouts (1-8). A legend box on the right side of the tree lists the tax forms associated with each number:

- 1. Sch 6a / 6a FC
- 2. Sch 6b / 6b FC
- 3. Sch 2
- 4. Sch 7 / 7 FC
- 5. Sch 3 / 3 FC
- 6. FX Calc - Sch 6 / 6 FC
- 7. FX Calc - Sch 3 / 3 FC
- 8. Sch 8 / 8 FC, Sch 9 / 9 FC

The flow members highlighted in the tree are:

- TXP\_GrossClosing - Total Gross Closing Balance (1)
- TXP\_TaxClosing - Total Tax Closing Balance (2)
- TXP\_RTPProvision - Return (3)
- TXP\_NCDTADTL - Total DTA/DTL (2)
- TXP\_TXRec\_Input - Tax Account Rec. Input (4)
- TXP\_TaxLCTotalCF - Total Tax Loss/Credit Detail (5)
- TXP\_ActivityTax - Total Tax Movement Activity (6)
- TXP\_ActivityTLC - Total Tax Loss Credit Movement (7)
- TXP\_ETRNatBenOther - Total ETR National Benefit Other Tax Closing (8)

Do not change any of the Flow Member names included with Tax Provision Blueprint.

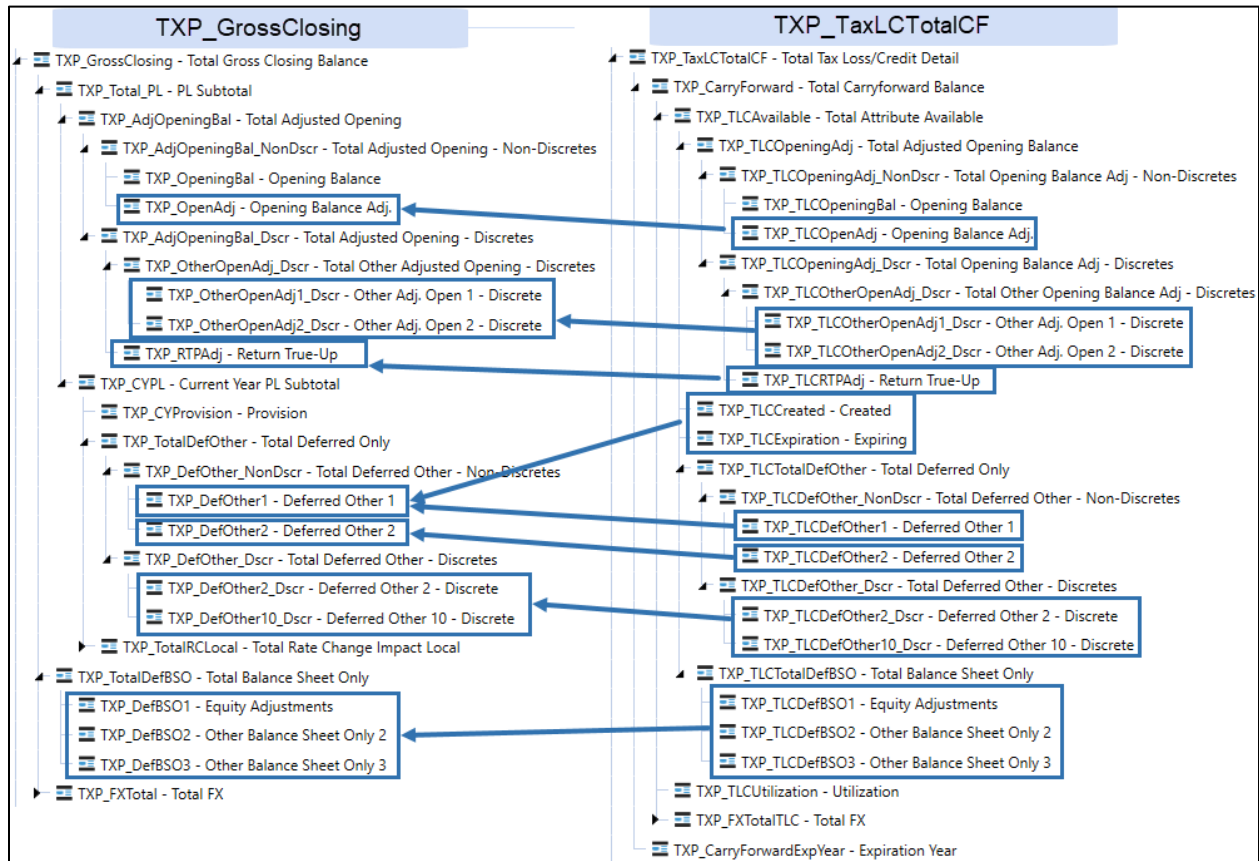
### TXP\_GrossClosing & TXP\_TaxClosing Setup Notes

- **TXP\_GrossClosing** contains the Gross activity data for the Deferred Tax Roll Forward. **TXP\_TaxClosing** contains the Tax Effected activity data for the Deferred Tax Roll Forward. This is also differentiated via the UD2 member.
- The only difference between the Gross and Tax Flow hierarchies is the **TXP\_RCTotal** Parent and Children. These members hold the Rate Change Impact data which does not exist for Gross data.
- **TXP\_OtherOpenAdj\_Dscr, TXP\_TotalDefOther\_NonDscr, TXP\_TotalDefOther\_Dscr** and **TXP\_TotalDefBSO**:
  - Base members may be added.
  - If the expected calculations for a new base member are the same as the siblings, no business rule modifications are required.
  - A new base member for any of these parents will also require a similar member to be added to the **TXP\_TaxLCTotalICF** hierarchy. E.g.:
    - Add TXP\_DefOther3 as a child of TXP\_DefOther\_NonDscr.
    - Add TXP\_TLCDDefOther3 as a child of TXP\_TLCDDefOther\_NonDscr.
- **TXP\_AdjOpeningBal\_NonDscr**:
  - Add new base member (e.g., TXP\_DiscAdj with a Non-Discrete classification) requires updates to metadata, BR's CV's, etc.
    - New Flow Member required for **TXP\_TaxLCTotalICF**
      - Add TXP\_TLCDiscAdj as a child of **TXP\_TLCOpeningAdj\_NonDscr**.
      - Rules for Schedule 06 will need to be updated.
    - Update alternate flow hierarchies referenced in Business Rules:
      - Add TXP\_DiscAdj as a child of **TXP\_ActivityTax, TXP\_ETRNatBenOther, TXP\_ETRLocalDefExpOther, TXP\_ETRLocalIVA**.
      - Add TXP\_TLCDiscAdj as a child of **TXP\_ActivityTLC**.
    - No Input business rules may need to be modified.
    - Update Business Rules in section Schedule05\_06\_PartB (this is related to the National Benefit and Schedule 6b TXP\_DefLocal account tax calculation).
    - New account required for Tax Account Reconciliation (**TXP\_TxRAccountRecon**).
      - Most likely this should be added as a child of **TXP\_TxRAdjustedOpeningBal** (e.g., TXP\_TxRDiscAdj).
      - Rules for Schedule 07 will need to be updated.

- Add new account required in the alternate hierarchy **TXP\_ETRVATotal** as a child of **TXP\_ETRVA\_NonDscr** (e.g., **TXP\_ETRVADiscAdj**).
      - Business Rules for Schedule 08 & Schedule 09 will need to be updated.
    - Add new account required in the alternate hierarchy **TXP\_ETRDeferredTotal** as a child of **TXP\_ETRDeferred\_NonDscr** (e.g., **TXP\_ETRDiscAdj**).
      - Business Rules for Schedule 08 & Schedule 09 will need to be updated.
  - **TXP\_CYPL:**
    - Add new base member (e.g., **TXP\_CYOther** with a non-discrete classification as a sibling to **TXP\_CYProvision**).
      - New Flow Member required for **TXP\_TaxLCTotalCF** as a sibling of **TXP\_TLCEExpiration** (e.g., **TXP\_TLCCYOther**).
        - Business Rules for Schedule 06 will need to be updated.
      - Update alternate flow hierarchies referenced in Business Rules:
        - Add **TXP\_CYOther** as a child of **TXP\_ETRNatBenOther**, **TXP\_ETRLocalDefExpOther**.
        - Add **TXP\_TLCCYOther** as a child of **TXP\_ActivityTLC**.
      - New account required for Tax Account Reconciliation (**TXP\_TxRAccountRecon**).
        - Most likely this should be added as a child of **TXP\_TxRDefProvision** (e.g., **TXP\_TxRCYOther**).
        - The Business Rules for Schedule 07 will need to be updated.
      - New account required in the alternate hierarchy **TXP\_ETRVATotal** as a child of **TXP\_ETRVA\_NonDscr** (e.g., **TXP\_ETRVACYOther**).
        - Business Rules for Schedule 08 & Schedule 09 will need to be updated.
      - New account required in the alternate hierarchy **TXP\_ETRDeferredTotal** as a child of **TXP\_ETRVA\_NonDscr** (e.g., **TXP\_ETRCYOther**).
        - Business Rules for Schedule 08 & Schedule 09 will need to be updated.
    - No Input business rules may need to be modified.
    - Metadata, BR's, CV's, and other objects will need to be updated.

### **Total Tax Loss/Credit Detail (TXP\_TaxLCTotalCF)**

This alternate hierarchy contains data related to Tax Attributes: Losses and Credits. This data can be tracked by the year that the Attribute was created. The Total of each Loss and Credit account is copied to the **TXP\_GrossClosing** equivalent member via Business Rules.



### UD1 Tax Jurisdiction

**XF<sub>W</sub>\_TXP\_UD1** is Tax Provision Blueprint UD1 - Tax Jurisdiction Dimension. The Jurisdiction members are linked with the Entity Dimension to drive Business Rules calculations for the tax provision as well as reporting formats. Jurisdictions are grouped by National, Local, Domestic, and International. Do Not modify the existing parent members nor the naming convention used for base members. If an Entity has Local Jurisdictions, there must also be a National Jurisdiction assigned.

**!** **Important!** There can only be one national jurisdiction assigned to an entity.



**UD1 Tax Jurisdiction Notes**

- Text 1 Properties are used on all base members.
- Text 2 Properties are used on base members for a National group filing tax jurisdiction.
- Alternate hierarchies are used.
- Aggregation weights are used.
- No Member Formulas are used. See the Finance BR **TXP\_BusinessRules**.
- All parent members must have the word Total in the description. This will help in the formatting of cube views.

New base members should be created with the same Member Properties as their sibling members.

Each Entity Dimension Member needs to be assigned the appropriate UD1 - Tax Jurisdiction Member in the Entity Member Properties: UD1 Constraint, UD1 Default, and Text 8 field.

**See also:** [Entities - XFW TXP Entities](#)

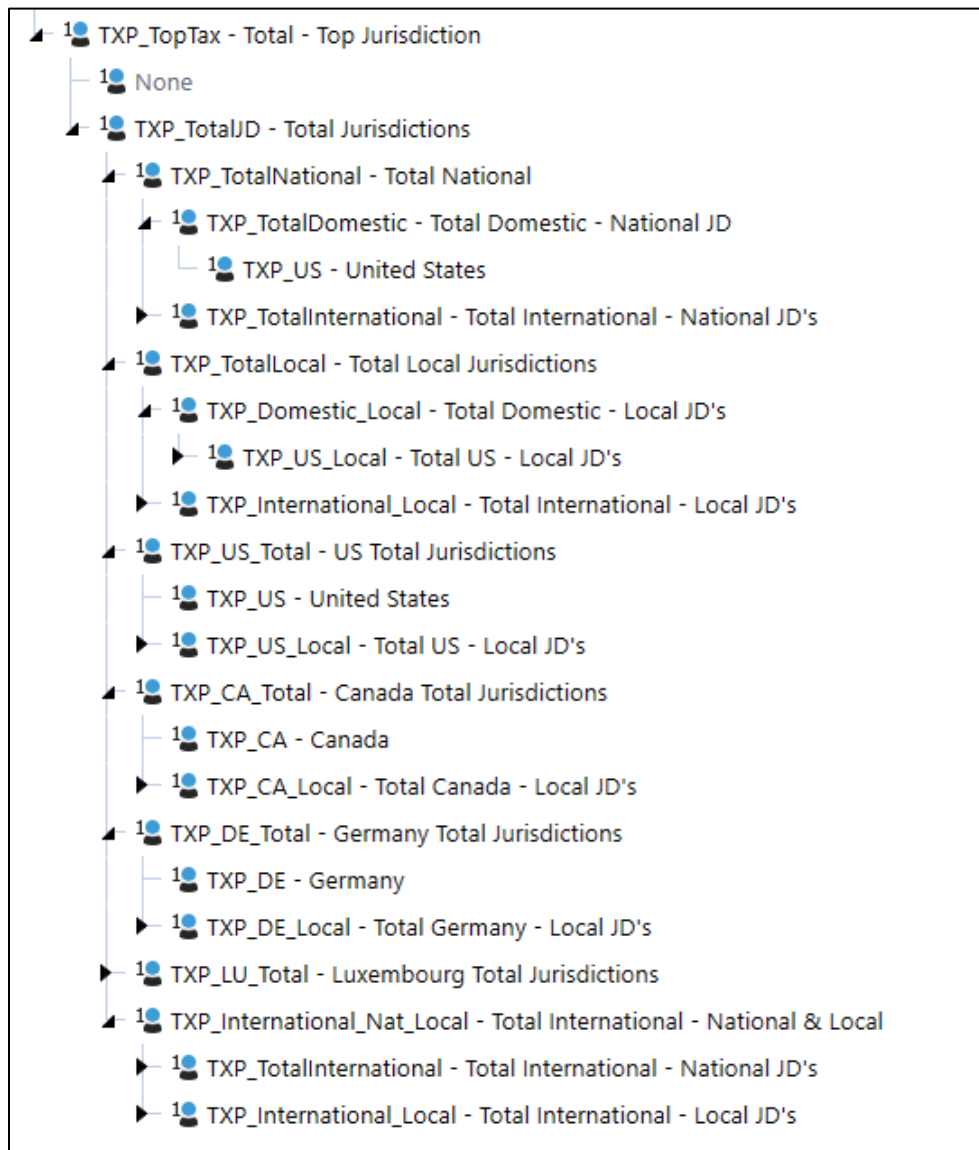
All base level UD1 members must have a Text 1 of TXP\_Local or TXP\_National. This is used to drive parameters in the Tax Schedules. It is not necessary to put this on parent UD1 members.

<table border="1" style="width: 100%; border-collapse: collapse;"> <tr><td colspan="2">Vary By Scenario Type And Time</td></tr> <tr><td colspan="2">General</td></tr> <tr><td>In Use</td><td style="text-align: center;">True</td></tr> <tr><td>Formula</td><td></td></tr> <tr><td>Formula For Calculation Drill Down</td><td></td></tr> <tr><td colspan="2">Text</td></tr> <tr><td>Text 1</td><td style="text-align: center;">TXP_Local</td></tr> <tr><td>Text 2</td><td></td></tr> </table>	Vary By Scenario Type And Time		General		In Use	True	Formula		Formula For Calculation Drill Down		Text		Text 1	TXP_Local	Text 2		<table border="1" style="width: 100%; border-collapse: collapse;"> <tr><td colspan="2">Vary By Scenario Type And Time</td></tr> <tr><td colspan="2">General</td></tr> <tr><td>In Use</td><td style="text-align: center;">True</td></tr> <tr><td>Formula</td><td></td></tr> <tr><td>Formula For Calculation Drill Down</td><td></td></tr> <tr><td colspan="2">Text</td></tr> <tr><td>Text 1</td><td style="text-align: center;">TXP_National</td></tr> <tr><td>Text 2</td><td></td></tr> </table>	Vary By Scenario Type And Time		General		In Use	True	Formula		Formula For Calculation Drill Down		Text		Text 1	TXP_National	Text 2	
Vary By Scenario Type And Time																																	
General																																	
In Use	True																																
Formula																																	
Formula For Calculation Drill Down																																	
Text																																	
Text 1	TXP_Local																																
Text 2																																	
Vary By Scenario Type And Time																																	
General																																	
In Use	True																																
Formula																																	
Formula For Calculation Drill Down																																	
Text																																	
Text 1	TXP_National																																
Text 2																																	

Base level National members that are using National group filings must have the Text 2 populated with "NatGF=Yes". For the Tax Provision Blueprint app, this applies to TXP\_CA, TXP\_LU and TXP\_AE.

<ul style="list-style-type: none"> <li>1 TXP_CA_Total - Canada Total Jurisdictions</li> <li style="padding-left: 20px;">1 TXP_CA - Canada</li> <li style="padding-left: 40px;">1 TXP_CA_Local - Total Canada - Local JD's</li> </ul>	<table border="1" style="width: 100%; border-collapse: collapse;"> <tr><td colspan="2">Text</td></tr> <tr><td>Text 1</td><td style="text-align: center;">TXP_National</td></tr> <tr><td>Text 2</td><td style="text-align: center;">NatGF=Yes</td></tr> </table>	Text		Text 1	TXP_National	Text 2	NatGF=Yes
Text							
Text 1	TXP_National						
Text 2	NatGF=Yes						

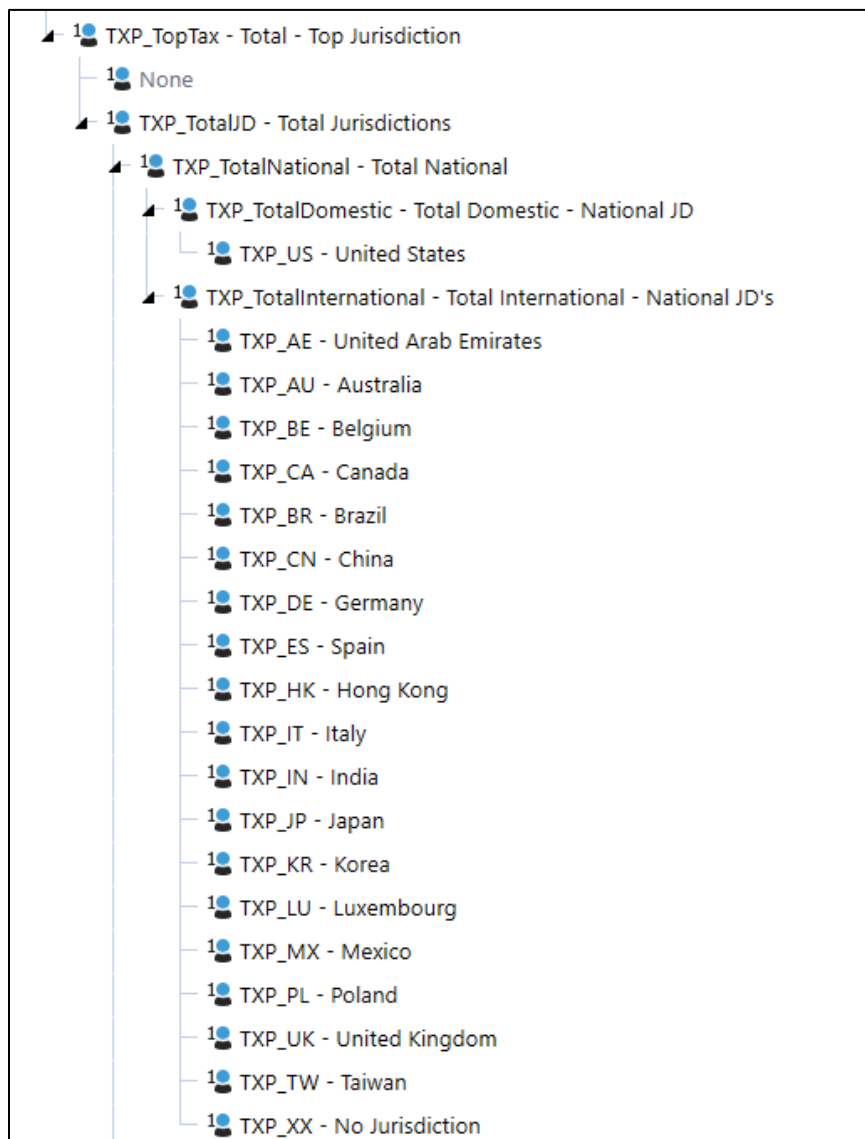
There are several alternate hierarchies to help with different Cube Views, Parameters, Business Rules, and Reporting.



## National Jurisdiction

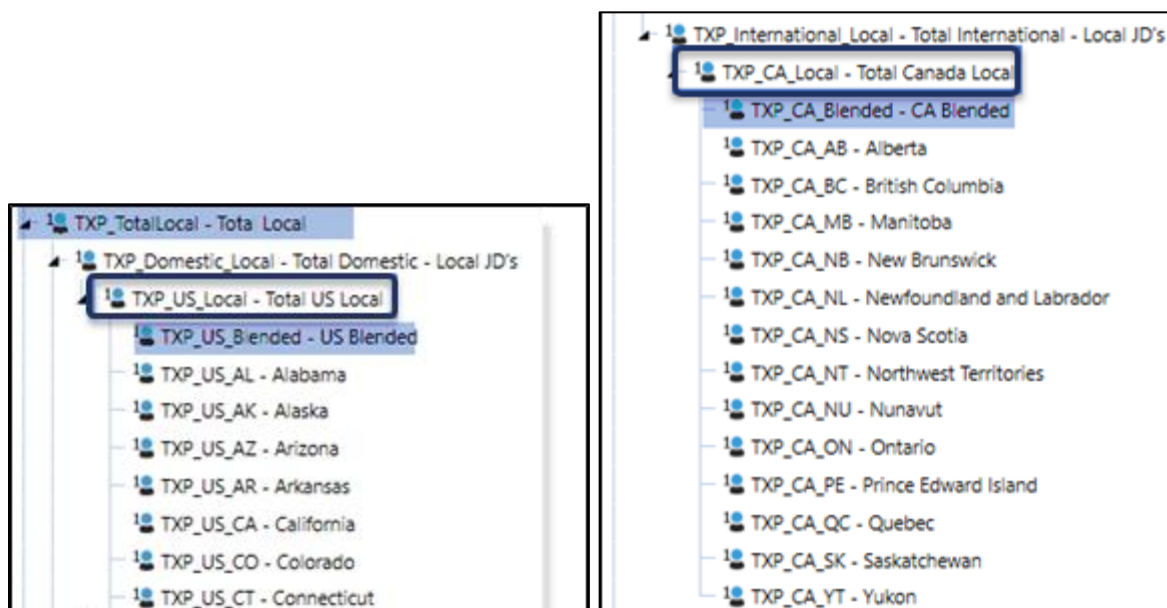
Tax Provision Blueprint includes 20 countries for National Jurisdiction. The naming convention is based on the 2-digit ISO Country Code: **TXP\_XX** where XX is the ISO Code, (such as US for United States). The Domestic Jurisdiction should be the main reporting country for the Tax Provision Blueprint (which is presumably the same as the Finance Cube). In Tax Provision Blueprint, the Domestic Jurisdiction is the United States. If this is implemented for a different reporting country, Canada for example, then the Canadian Jurisdiction TXP\_CA should be moved under TXP\_TotalDomestic and TXP\_US should be moved under TXP\_TotalInternational.

Countries not required may be removed and countries required but not included may be added. Note the “**TXP\_XX**” National Jurisdiction is included to facilitate circumstances that may not require a specific country Jurisdiction. This member may also be removed.



## Local Jurisdiction

Local Jurisdictions work in conjunction with a single National Jurisdiction. Similar to the Total National Jurisdiction reporting hierarchy, there is a Total Local (TXP\_TotalLocal) reporting hierarchy that distinguishes between Domestic and International. If the reporting country is different than the US, continuing our example above with Canada as the reporting country, move parent TXP\_CA\_Local under TXP\_Domestic\_Local and move parent TXP\_US\_Local under TXP\_International\_Local.



## Add Local Jurisdiction for a National Jurisdiction

To add a set of Local Jurisdictions to an entity with a National only Jurisdiction, two new parent hierarchies are required.

**Example:** The UK currently only calculates a tax provision at the National level, but now needs to calculate Local tax provisions too.

1. Total Country Local
2. Country Total

### Total Country Local:

1. Create TXP\_UK\_Local as a sibling to TXP\_CA\_Local under TXP\_International\_Local.
2. Assign Member Properties similar to TXP\_CA\_Local.
3. Add TXP\_UK\_Blended as the first child of TXP\_UK\_Local.
  - a. All Local Jurisdictions should have one member with Blended as the Local code. E.g., TXP\_UK\_Blended.
  - b. Assign Member Property -> Text 1: TXP\_Local.
4. Add the required Local Jurisdictions for UK, following the naming convention: TXP\_UK\_GB, where UK is the National Jurisdiction code and GB (Great Britain) is a 2-digit Local code.

- a. Assign Member Property -> Text 1: TXP\_Local.

### Country Total:

1. Create TXP\_UK\_Total as a sibling to TXP\_CA\_Total.
2. Assign Member Properties similar to TXP\_CA\_Total.
3. Relationship Properties: set the Aggregation Weight for TXP\_UK\_Total to 0.00.
4. Add TXP\_UK as the first child.
5. Add TXP\_UK\_Local as the next child.



### Entity Dimension Member Properties to Update:

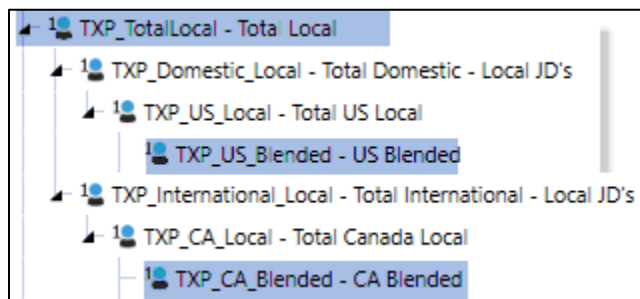
1. Change UD1 Constraint for TXP\_UK\_101 (or any applicable UK entity) to TXP\_UK\_Total.
2. Change Text 8 for TXP\_UK\_101 (or any applicable UK entity) to TXP\_UK\_Total.
3. UD1 Default stays the same: TXP\_UK.
4. Update Text 7 if the National Benefit will apply to the UK entity.

### Other:

- If group filing is required, then update UD7 for the UK entities.

### No Local Jurisdiction Required

If Tax Provision Blueprint does not require provisioning for Local Jurisdictions, retaining one Local Domestic group and one Local International group is recommended to allow for future expansion and to minimize the impact on the Objects that are included with Tax Provision Blueprint.



## UD2 Data Type

**XFW\_TXP\_UD2** is the Tax Provision Blueprint UD2 – Data Type Dimension that contains tax data: Gross Tax, Tax Effectuated, Effective Tax Rate data, and other data type classifications. The original members of this Dimension should not be modified as they are core to the application. However new members may be added as needed.

### UD2 Data Type Notes

- No Text Properties in use.
- Aggregation weights are used.
- No Member Formulas are used.
- All parent members must have the word Total in the description. This will help in the formatting of Cube Views.
- When adding a new TXP\_TXRecData member, begin the member's name with TXP\_TXRec.
- When adding a new type of Tax Effectuated data begin the member's name with TXP\_Tax.

#### Type of Tax Data: Gross or Tax Effectuated:

- (1) **TXP\_Gross\_Input**: Gross or pre-taxed data. This is the starting point of Tax Provision Blueprint data.
- (2) **Tax Effectuated data**:
  - For each category of Tax Provision Blueprint data (current expense, deferred tax, return there are 3 types of tax rates that may be calculated: National, Apportionment and Local.
  - Statutory (Local) Effective Tax Rate (ETR): **TXP\_Tax\_SETR**
  - Consolidated Effective Tax Rate (ETR): **TXP\_Tax\_CETR**
  - Interim Reporting Run Rate: **TXP\_Tax\_IETR**
  - Applied Interim Reporting ETR: **TXP\_Tax\_AETR**
  - If a new category of tax needs to be calculated, follow the existing naming convention. Business Rules and other Object updates will need to be added.

(3) **Tax Rate Type** allows for the tax rates (Account Dimension base members of TXP\_TaxRates) to contain both a statistical (National and Local) rate and an apportionment (Local only) rate when needed. This is also used in conjunction with UD4 to identify a rate as National or Local.

Account	Sample Entity	Sample UD1	UD2	UD4
TXP_PYRate TXP_CYRate TXP_OpeningDefRate TXP_DefRate TXP_ReturnRate	TXP_US_101	TXP_US	TXP_Rate	TXP_National
TXP_PYRate TXP_CYRate TXP_OpeningDefRate TXP_DefRate TXP_ReturnRate	TXP_US_101	TXP_US_AL	TXP_Rate TXP_Apport	TXP_Local

(4) **TXP\_TxRecData** applies to the Tax Account Reconciliation and will be based on the General Ledger accounts of the client. This hierarchy is normally modified to synchronize with finance account level detail for tax balance sheet and expense accounts. These modifications will require updates to Business Rules (**Schedule7TaxAccountReconciliationLocalCurrency & Schedule7TaxAccountReconciliationTranslation**) and Tax Forms (07 Tax Account Reconciliation / 07 FC Tax Account Reconciliation & 07b Tax Account Reconciliation / 07b FC Tax Account Reconciliation).

- The **TXP\_TxRecData** hierarchy is grouped by Total Tax Expense data and Balance Sheet data.
- This hierarchy works with the Account hierarchy: TXP\_TxRAccountRecon – Total Tax Account Recon – Tax Entry.
- If the Deferred Expense and/or the DTA/DTL data needs to be split into multiple accounts, add a parent member, e.g., TXP\_TXRecTotDefExp – Total Deferred Exp. (Inc.).

(5) **TXP\_OriginYears** are used to populate the years on Schedule 3 – Tax Attributes / Schedule 03 FC Tax Attributes: Origin Year and Expiration Year. **TXP\_CurrentYearLess20** is a catchall member for any data greater than 19 years old. If more years are needed, Business Rules and objects will need to be updated.

(6) **TXP\_FCST\_Data\_Copy** accounts are used in Dashboards to help in the copy of (Actual) data into a Forecast scenario.

The screenshot displays a hierarchical tree structure of tax provision nodes. The nodes are organized as follows:

- TXP\_TopTax - Total - Top Data Type**
  - None
  - 1** TXP\_Gross\_Input - Gross Input
  - 2** TXP\_Tax\_CalcCY - Total Tax CY
    - TXP\_Tax\_CalcCYNat - Tax CY National
    - TXP\_Tax\_CalcCYApport - Tax CY Apportionment Local
    - TXP\_Tax\_CalcCYLocal - Tax CY Local
    - TXP\_Tax\_Return - Total Tax Return
      - TXP\_Tax\_CalcReturnNat - Tax Return National
      - TXP\_Tax\_CalcReturnApport - Tax Return Apportionment Local
      - TXP\_Tax\_CalcReturnLocal - Tax Return Local
    - TXP\_Tax\_Calc - Total Tax Deferred
      - TXP\_Tax\_CalcNat - Tax Deferred National
      - TXP\_Tax\_CalcApport - Tax Deferred Apportionment Local
      - TXP\_Tax\_CalcLocal - Tax Deferred local
    - TXP\_Tax\_SETR - Tax Statutory ETR
    - TXP\_Tax\_CETR - Tax Consolidated ETR
    - TXP\_Tax\_AETR - Tax Applied Interim ETR
    - TXP\_Tax\_IETR - Tax Interim Run Rate
  - TXP\_TaxRateType - Total Tax Rate Type
    - TXP\_Rate - Tax Rate
    - TXP\_Apport - Apportionment Pct.
  - 4** TXP\_TXRecData - Total Tax Reconciliation
    - TXP\_TXRecTotalExpense - Total Tax Expense
      - TXP\_TXRecTotCurExp - Total Current Income Tax Exp.
        - TXP\_TXRecDefExp - Deferred Exp. (Inc.)
    - TXP\_TXRecBalanceSheet - Total Balance Sheet
      - TXP\_TXRecDefDT - DTA / DTL
      - TXP\_TXRecNetPayable - Total Net Inc. Tax Rec. (Pay.)
- TXP\_TaxLCYears - Total Tax LCY
  - 5** TXP\_OriginYears - Total (to Sch 6a)
    - TXP\_CurrentYearLess20 - CY > -19
    - TXP\_CurrentYearLess19 - CY - 19
    - TXP\_CurrentYearLess18 - CY - 18
    - TXP\_CurrentYearLess17 - CY - 17
    - TXP\_CurrentYearLess16 - CY - 16
    - TXP\_CurrentYearLess15 - CY - 15
    - TXP\_CurrentYearLess14 - CY - 14
    - TXP\_CurrentYearLess13 - CY - 13
    - TXP\_CurrentYearLess12 - CY - 12
    - TXP\_CurrentYearLess11 - CY - 11
    - TXP\_CurrentYearLess10 - CY - 10
    - TXP\_CurrentYearLess9 - CY - 9
    - TXP\_CurrentYearLess8 - CY - 8
    - TXP\_CurrentYearLess7 - CY - 7
    - TXP\_CurrentYearLess6 - CY - 6
    - TXP\_CurrentYearLess5 - CY - 5
    - TXP\_CurrentYearLess4 - CY - 4
    - TXP\_CurrentYearLess3 - CY - 3
    - TXP\_CurrentYearLess2 - CY - 2
    - TXP\_CurrentYearLess1 - CY - 1
    - TXP\_CurrentYear - CY
  - TXP\_FCST\_Data\_Copy - Alternate UD2 Hierarchies for use in Data Management Copy steps
    - 6** TXP\_Initialize\_Steps - Initialize Steps (run by the Admin)



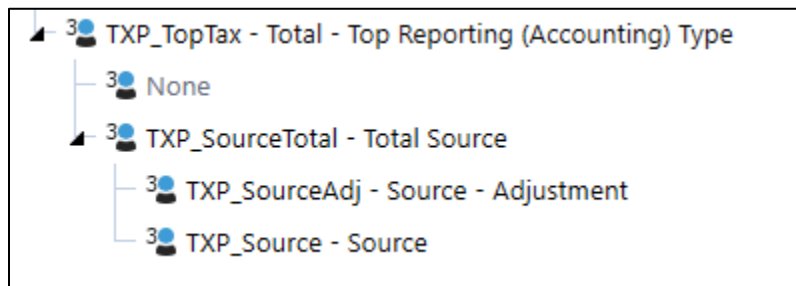
## UD3 Reporting Type (Accounting Method)

**XFW\_TXP\_UD3** is the Tax Provision Blueprint UD3 – Total – Top Reporting Type Dimension that contains a set of members used for reporting. The **original members should not be modified or removed**, but the base member descriptions may be modified to reflect alternate accounting methods such as US GAAP to Statutory (STAT) / Statutory (STAT) to Tax Reporting. This could also be used for IFRS reporting.

### UD3 Reporting Type (Accounting Method) Notes

- No Text Properties in use.
- No aggregation weights are used.
- No Member Formulas are used.
- All parent members must have the work Total in the description. This will help in the formatting of Cube Views.

If additional reporting members are required, then Business Rules and objects will need to be reviewed. Tax Provision Blueprint Business Rules have no constraints on UD3 members, except when applied to Tax Rates, where only the UD3 None member is used.

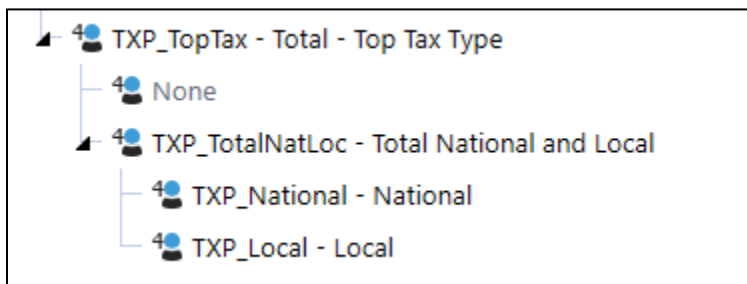


## UD4 Tax Type

**XFW\_TXP\_UD4** is the Tax Provision Blueprint UD4 – Total – Top Tax Type Dimension that contains the Tax Type members - National and Local. This **dimension and its members should not be modified** as they are core to the application.

### UD4 Tax Type Notes

- No Text Properties in use.
- No aggregation weights are used.
- No Member Formulas are used.
- All parent members must contain the word “Total” in the description to assist with the formatting of Cube Views.



## UD7 Group Filing

**XFW\_TXP\_UD7** is the Tax Provision Blueprint UD7 – Total – Group Filing Entities Dimension that contains a set of country specific entities used for reporting. The **original members should be modified** to reflect the app specific entities. The base level UD7 members and the country level UD7 parents **MUST** be exactly the same as the base level and parent country level Entities.

Only countries that are doing group filing require a country hierarchy in this dimension. If no Group Filing is being used, then only the top parent member (TXP\_TopTax) and the two immediate child members (TXP\_GFEntities and None) is the minimum required. Business rules have been written with this minimum in mind.

### UD7 Group Filing Entities Notes

- No Text Properties in use.
- Aggregation weights are used on the None member.
- No Member Formulas are used.
- Base level and the country parent level UD7 members must be the same as the base level and parent level entity members. Some WF Text 2 position 2 references the country parent entity which is also used as the UD7 parent on some schedules (i.e., Schedule 02, 05 / 05 FC, 06a / 06a FC, 06b / 06b FC, 06c & 06d).
  - See BR Dashboard XFBR String: **TXP\_ParamHelper**
  - Function: “UD7Sch2RTP”, “UD7Sch5” or “UD7Sch6”.
- All parent members must have the word Total in the description. This will help in the formatting of Cube Views.
- The None member must be included in each country hierarchy with an aggregation weight of 0.00.
- The “TXP\_Rev\_Nat\_GF\_Copy” is only required for National group filing and is a calculated member through the business rule “TXP\_Copy\_Data”. It is used to keep the data in balance as we copy National data for the Filer entity to the UD7 filer entity member.

**Minimum Required**

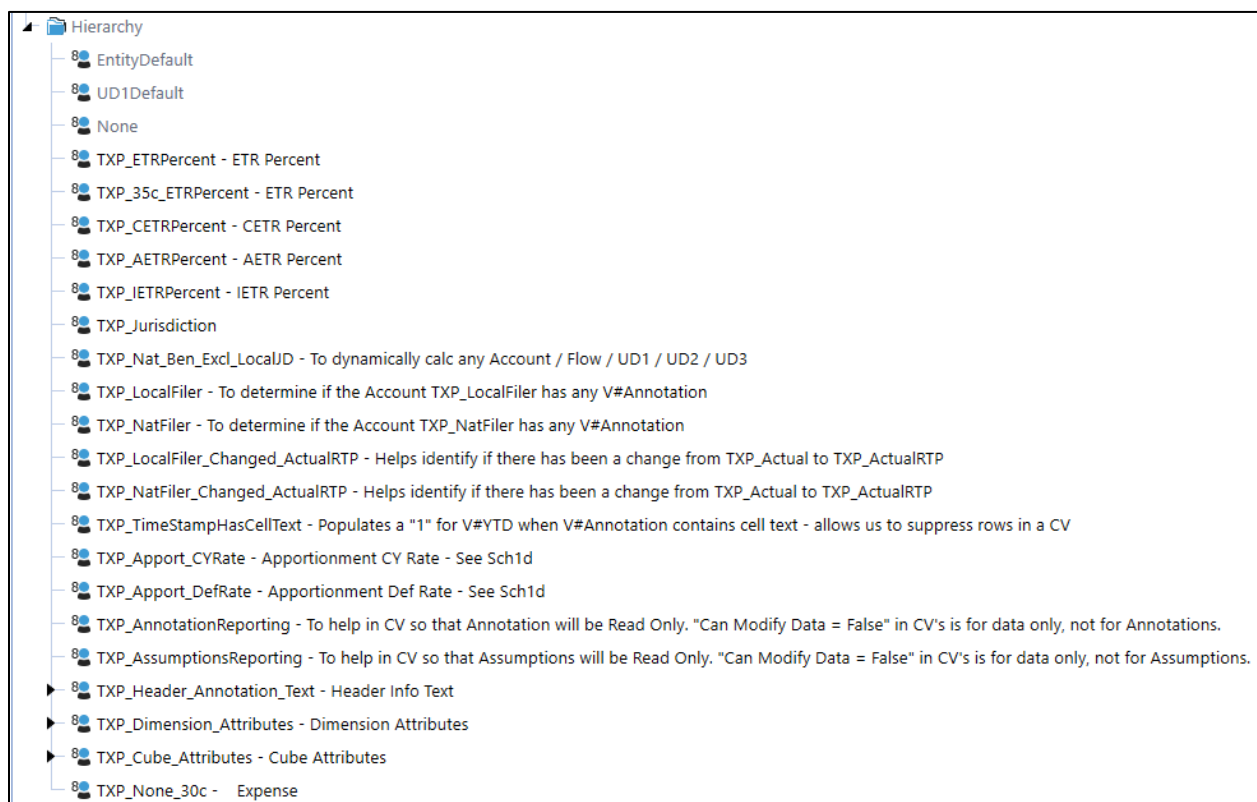
- 7 TXP\_TopTax - Total - Group Filing Entities
  - 7 TXP\_GFEntities - Total - Group Filing Entities
    - 7 None
    - 7 TXP\_Rev\_Nat\_GF\_Copy - Reverse the National Group Filing Copy to Avoid Double Counting
    - 7 TXP\_US\_Total - Total US
      - 7 None
      - 7 TXP\_US\_101 - US 101 Entity
      - 7 TXP\_US\_102 - US 102 Entity
      - 7 TXP\_US\_103 - US 103 Entity
      - 7 TXP\_US\_104 - US 104 Entity
      - 7 TXP\_US\_105 - US 105 Entity
      - 7 TXP\_US\_106 - US 106 Entity
      - 7 TXP\_US\_107 - US 107 Entity
      - 7 TXP\_US\_108 - US 108 Entity
      - 7 TXP\_US\_109 - US 109 Entity
      - 7 TXP\_US\_110 - US 110 Entity
      - 7 TXP\_US\_111 - US 111 Entity
      - 7 TXP\_US\_112 - US 112 Entity
      - 7 TXP\_US\_113 - US 113 Entity
      - 7 TXP\_US\_114 - US 114 Entity
      - 7 TXP\_US\_115 - US 115 Entity
      - 7 TXP\_US\_116 - US 116 Entity
      - 7 TXP\_US\_117 - US 117 Entity
      - 7 TXP\_US\_118 - US 118 Entity
      - 7 TXP\_US\_119 - US 119 Entity
      - 7 TXP\_US\_120 - US 120 Entity
    - 7 TXP\_Canada\_Total - Total Canada
    - 7 TXP\_Luxembourg\_Total - Total Luxembourg
    - 7 TXP\_UAE\_Total - Total UAE

## UD8 Dynamic Calculations

**XFWD\_TXP\_UD8** is the Tax Provision Blueprint UD8 – Dynamic Calculations Dimension contains dynamic calculations designed for TXP. The following TXP Dynamic Calculation Members should not be modified as they are core to the application. Additional dynamic calculations can be added to meet additional reporting requirements.

### UD8 Dynamic Calculations Notes

- No Text Properties in use.
- This Dimension is used for dynamic reporting.
- All data imported or loaded goes to **None**.
- Member Formulas are used for Dynamic Calc's.



## Business Rules

There are several business rules that Tax Provision Blueprint uses. As the solution expands, more rules will become necessary.

### Finance

#### *TXP\_BusinessRules*

This is the main file that contains most of the Tax Provision Blueprint calculations. It is a large file with many things going on. Below is an overview of the layout of this file.

There are two Function Types that Tax Provision Blueprint currently uses: ConditionalInput and Calculate.

```

Namespace OneStream.BusinessRule.Finance.TXP_BusinessRules
Public Class MainClass
    <summary> ...
    Public Function Main(ByVal si As SessionInfo, ByVal globals As BRGlobals, ByVal api As FinanceRulesApi, ByVal args As FinanceRulesArgs) As Object
        Try
            Select Case api.FunctionType
                Case Is = FinanceFunctionType.ConditionalInput
                    Return TXP_ConditionalInput(si, globals, api, args)
                Case Is = FinanceFunctionType.Calculate
                    'Call the TXP_Calculate sub-routine along with the global variables
                    TXP_Calculate(si, globals, api, args)
            End Select

            Return Nothing
        Catch ex As Exception
            Throw ErrorHandler.LogWrite(si, New XFException(si, ex))
        End Try
    End Function 'Main Function

```

The TXP\_Calculate section is where all the rules are contained. The first thing that the rule looks for is if the entity has a Text 8 value. If it is blank or empty, then the rule execution stops.

```

<summary> ...
Private Function TXP_ConditionalInput(ByVal si As SessionInfo, ByVal globals As BRGlobals, ByVal api As FinanceRulesApi, ByVal args As FinanceRulesArgs) As Object
    <summary> ...
    Private Sub TXP_Calculate(ByVal si As SessionInfo, ByVal globals As BRGlobals, ByVal api As FinanceRulesApi, ByVal args As FinanceRulesArgs)
        'Run the Initialize BR's first: see Public Function Initialize(si As SessionInfo, api As FinanceRulesApi) As Boolean
        Dim calcSession As New TXPCalculationSession()
        If (Not calcSession.Initialize(si, api)) Then
            Return
        End If

```

```

<summary> ...
Private Class TXPCalculationSession
    Public Function Initialize(si As SessionInfo, api As FinanceRulesApi) As Boolean
        Try
            'Get the Text 8 on the entity
            'In order for the Tax Rules to execute on an entity, the Text8 entity property MUST be populated for ALL entities in the Tax entity hierarchy.
            Jurisdiction = api.entity.text(api.Pov.Entity.MemberPk.MemberId, 8)
            If (String.IsNullOrEmpty(Jurisdiction)) Then
                BRApi.ErrorLog.LogMessage(si, "TXPCalculationSession: Entity '" & api.Pov.Entity.Name & "' & vbCrLf & " - Entity Text 8 is empty." & vbCrLf & " - The Tax Rules will NOT execute " & vbCrLf & " for this entity." & vbCrLf & " - Please update the Text 8 metadata attributes.")
                Return False
            End If

```

The TXPCalculationSession is located at the bottom of the file.

After the Entity Text 8 check, the order of the calculation goes according to the schedules. Here is the order that each schedule is called.

If you need to prevent a section from executing (for troubleshooting purposes...), you can simply comment out the desired row.

```
'-----  
'Process the Schedules in the order listed below:  
  
Schedule01d(si, api, calcSession)  
  
Schedule02_03_04ValidYearMonth(si, api, calcSession)  
  
Schedule01TaxRates(si, api, calcSession)  
  
Schedule02ReturnToProvision(si, api, calcSession)  
  
Schedule03TaxAttributesGlobalTaxAdminEntity(si, api, calcSession)  
  
Schedule03TaxAttributesLocalCurrency(si, api, calcSession)  
  
Schedule03TaxAttributesTranslation(si, api, calcSession)  
  
Schedule04TaxPaymentsRefunds(si, api, calcSession)  
  
Schedule04TaxPaymentsRefundsTranslation(si, api, calcSession)  
  
Schedule05CurrentProvision(si, api, calcSession)  
  
Schedule05CurrentProvisionTranslation(si, api, calcSession)  
  
Schedule06DeferredTaxRollForwardLocalCurrency(si, api, calcSession)  
  
Schedule06DeferredTaxRollForwardTranslation(si, api, calcSession)  
  
Schedule05_06NationalBenefitLocalCurrency(si, api, calcSession)  
  
Schedule07TaxAccountReconciliationLocalCurrency(si, api, calcSession)  
  
Schedule07TaxAccountReconciliationTranslation(si, api, calcSession)  
  
Schedule08LocalRateReconciliationETR(si, api, calcSession)  
  
Schedule09ConsolidatedRateReconciliationETR(si, api, calcSession)  
  
'PV620 SV300: new rule section for this release  
Schedule18_10LossesNotBenefitedGross(si, api, calcSession)  
  
Schedule18InterimReportingETR(si, api, calcSession)  
  
Schedule10AppliedInterimReportingETR(si, api, calcSession)
```



**Note:** For this release, where we have made changes in the BR's or created new rules, we have noted that with a comment starting with "PV730 SV100".

## TXP\_Copy\_Annotations

**TXP\_Copy\_Annotations** provides the ability to Copy/Clear the Group Filings Definitions from one time period to another. These rules are called through a Data Management job which in turn is connected to the dashboard icons. See the Reference Notes in the BR.

The BR is called in the following schedules. See workflow profile “XFW\_TXP\_GLTaxAdmin”.

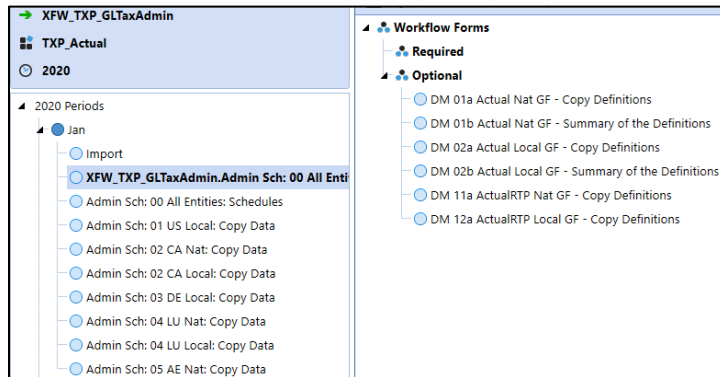
- DM 01a Actual Nat GF – Copy/Clear Definitions
- DM 02a Actual Local GF – Copy/Clear Definitions
- DM 11a ActualRTP Nat GF – Copy/Clear Definitions
- DM 12a ActualRTP Local GF – Copy/Clear Definitions

```

1 Imports System
2 Imports System.Data
3 Imports System.Data.Common
4 Imports System.IO
5 Imports System.Collections.Generic
6 Imports System.Globalization
7 Imports System.Linq
8 Imports Microsoft.VisualBasic
9 Imports System.Windows.Forms
10 Imports OneStream.Shared.Common
11 Imports OneStream.Shared.Wcf
12 Imports OneStream.Shared.Engine
13 Imports OneStream.Shared.Database
14 Imports OneStream.Stage.Engine
15 Imports OneStream.Stage.Database
16 Imports OneStream.Finance.Engine
17 Imports OneStream.Finance.Database
18
19 "Reference Notes"
20
78
79 Namespace OneStream.BusinessRule.Finance.TXP_Copy_Annotations
80     Public Class MainClass
81         Public Function Main(ByVal si As SessionInfo, ByVal globals As BRGlobals, ByVal api As FinanceRulesApi, ByVal args As FinanceRulesArgs) As Object
82             Try
83                 Select Case api.FunctionType
84
85                     Case Is = FinanceFunctionType.CustomCalculate
86
87
88                         "Copy_Actual_NatGF_Annotations_DM01a"
89
208
209
210                         "Copy_Actual_LocalGF_Annotations_DM02a"
211
330
331
332                         "Copy_ActualRTP_NatGF_Annotations_DM11a"
333
455
456
457                         "Copy_ActualRTP_LocalGF_Annotations_DM12a"
458
584
585
586                 End Select
587
588                 Return Nothing
589
590             Catch ex As Exception
591                 Throw ErrorHandler.LogWrite(si, New XFException(si, ex))
592             End Try
593
594         End Function
595     End Class
596 End Namespace
597

```





### TXP\_Copy\_Data

**TXP\_Copy\_Data** provides the ability to copy and clear data from the Provision (National to a National/Local Jurisdiction) and the Return data (National to a Local Jurisdiction). These rules are called through a Data Management job which in turn is connected to the dashboard icons. See the Reference Notes in the BR.

The BR is called in these schedules:

- DM 10aAdmin                      GF Copy/Clear National to National - Provision
- DM 20a / DM 20aAdmin              Copy/Clear National to Local - Provision
- DM 20b / DM 20bAdmin              Copy/Clear National to Local - Return
- DM 20b2 / DM20b2Admin              Copy/Clear National to Local (no GF) - Return
- DM 30a / DM 30aAdmin              GF Copy/Clear National to Local - Provision
- DM 30b / DM 30bAdmin              GF Copy/Clear National to Local - Return
- DM 30b1 / DM 30b1Admin              Copy/Clear National to Local (GF) – Return
- 01c1Admin                              Copy/Clear the CY Tax Rate data
- 01c2Admin                              Copy/Clear the Deferred Tax Rate data

```

Properties Formula
14 Imports OneStream.Stage.Engine
15 Imports OneStream.Stage.Database
16 Imports OneStream.Finance.Engine
17 Imports OneStream.Finance.Database
18
19 ["Reference Notes"]
60
61 Namespace OneStream.BusinessRule.Finance.TXP_Copy_Data
62 Public Class MainClass
63
64 .....
65 'Link in the "TXP_ParamHelper" XFBR String rules
66 'The "Properties" tab above must reference "BR\TXP_ParamHelper" in the "Referenced Assemblies" line.
67 'Required for Dashboard: DM10a, DM20b2, DM30a, DM30b, DM30b1
68
69 Private XFBRString As New OneStream.BusinessRule.DashboardStringFunction.TXP_ParamHelper.MainClass
70
71 .....
72
73 Public Function Main(ByVal si As SessionInfo, ByVal globals As BRGlobals, ByVal api As FinanceRulesApi, ByVal args As FinanceRulesArgs) As Object
74 Try
75     Select Case api.FunctionType
76         Case Is = FinanceFunctionType.CustomCalculate
77
78
79             ["TXP_Copy_Data_10a"]
250
251
252
253             ["TXP_Copy_Data_20a"]
377
378
379             ["TXP_Copy_Data_20b_ActualRTP"]
538
539
540             ["TXP_Copy_Data_20b2_ActualRTP"]
712
713
714
715             ["TXP_Copy_Data_30a"]
874
875
876             ["TXP_Copy_Data_30b_ActualRTP"]
1081
1082
1083             ["TXP_Copy_Data_30b1_ActualRTP"]
1315
1316
1317
1318             ["TXP_Copy_Data_Schic1Admin"]
1404
1405
1406             ["TXP_Copy_Data_Schic2Admin"]
1483
1484
1485         End Select
1486
1487         Return Nothing
1488
1489     Catch ex As Exception
1490         Throw ErrorHandler.LogWrite(si, New XFException(si, ex))
1491     End Try
1492
1493 End Function
1494 End Class
1495 End Namespace

```

You will notice that we have made a reference to the TXP\_ParamHelper BR. Rather than re-creating the same functionality in this rule, we make a reference to this other BR and then pass in the variables.

```

58 Namespace OneStream.BusinessRule.Finance.TXP_Copy_Data
59 Public Class MainClass
60
61 .....
62 'Link in the "TXP_ParamHelper" XFBR String rules
63 'The "Properties" tab above must reference "BR\TXP_ParamHelper" in the "Referenced Assemblies" line.
64 'Required for Dashboard: DM10a, DM20b2, DM30a, DM30b, DM30b1
65
66 Private XFBRString As New OneStream.BusinessRule.DashboardStringFunction.TXP_ParamHelper.MainClass
67
68 .....
69
70 Public Function Main(ByVal si As SessionInfo, ByVal globals As BRGlobals, ByVal api As FinanceRulesApi, ByVal args As FinanceRulesArgs) As Object
71 Try
72     Select Case api.FunctionType
73         Case Is = FinanceFunctionType.CustomCalculate
74

```

In-order for this to work, you also need to reference the BR in the Properties / Referenced Assemblies section:

Properties		Formula
[-] General		
Name	TXP_Copy_Data	
Type	Finance	
Contains Global Functions For Formulas	True	
Referenced Assemblies	BR\TXP_ParamHelper	
Is Encrypted	False	

Here is an example how we have used a BR from the file TXP\_ParamHelper:

```
Dim xfbrArgs As New DashboardStringFunctionArgs
xfbrArgs.NameValuePairs.Add("ScenarioName", "TXP_Actual")
xfbrArgs.NameValuePairs.Add("EntityName", EntityName)
xfbrArgs.NameValuePairs.Add("UD1Name", UD1Name)
xfbrArgs.NameValuePairs.Add("UD4Name", "TXP_National")
xfbrArgs.NameValuePairs.Add("Filer", "All")
xfbrArgs.NameValuePairs.Add("GroupFilerADMIN", "Nat")

'Call the XFBR String rule that the Combo box in the dashboard is using
UD7List = XFBRString.UD7Detail(si, globals, api, xfbrArgs)
'example of what gets returned: U7#TXP_CA_103,U7#TXP_CA_107,U7#TXP_CA_110
```

## TXP\_Copy\_Data\_FCST

**TXP\_Copy\_Data\_FCST** provides the ability to copy and clear data for schedule DM10a FC, DM20a FC and DM 30a FC. There is also a rule to copy the actual data in a forecast scenario as well as the ability to copy Group Filing Definitions.

```

1 Imports System
2 Imports System.Data
3 Imports System.Data.Common
4 Imports System.IO
5 Imports System.Collections.Generic
6 Imports System.Globalization
7 Imports System.Linq
8 Imports Microsoft.VisualBasic
9 Imports System.Windows.Forms
10 Imports OneStream.Shared.Common
11 Imports OneStream.Shared.Wcf
12 Imports OneStream.Shared.Engine
13 Imports OneStream.Shared.Database
14 Imports OneStream.Stage.Engine
15 Imports OneStream.Stage.Database
16 Imports OneStream.Finance.Engine
17 Imports OneStream.Finance.Database
18
19 "Reference Notes"
36
37 Namespace OneStream.BusinessRule.Finance.TXP_Copy_Data_FCST
38     Public Class MainClass
39
40         '-----
41         'Link in the "TXP_ParamHelper" XFBR String rules
42         'The "Properties" tab above must reference "BR\TXP_ParamHelper" in the "Referenced Assemblies" line.
43         'Required for Dashboard: DM10a FCST, DM20a FCST, DM30a FCST
44         '-----
45         Private XFBRString As New OneStream.BusinessRule.DashboardStringFunction.TXP_ParamHelper.MainClass
46         '-----
47         '-----
48
49     Public Function Main(ByVal si As SessionInfo, ByVal globals As BRGlobals, ByVal api As FinanceRulesApi, ByVal args As FinanceRulesArgs) As Object
50         Try
51             Select Case api.FunctionType
52
53                 Case Is = FinanceFunctionType.CustomCalculate
54
55                     TXP_Copy_Data_FCST
56
57                 TXP_Copy_GF_Definitions_FCST
58
59                 TXP_Copy_Data_10a_FCST
60
61                 TXP_Copy_Data_20a_FCST
62
63                 TXP_Copy_Data_30a_FCST
64
65             End Select
66
67             Return Nothing
68
69         Catch ex As Exception
70             Throw ErrorHandler.LogWrite(si, New XFException(si, ex))
71         End Try
72     End Function
73
74 End Class
75 End Namespace

```

## TXP\_CustomCalcs

TXP\_CustomCalcs is used on Dashboards:

**Actual:** DM 10aAdmin, DM 20a, DM 20aAdmin, DM 20b, DM 20bAdmin, DM 20b2, DM 20b2Admin, DM 30a, DM 30aAdmin, DM 30b, DM 30bAdmin, DM 30b1 and DM 30b1Admin

**Forecast:** DM 10aAdmin FC, DM 20a FC, DM 20aAdmin FC, DM 30a FC, DM 30aAdmin FC, DM 45 FC, DM 45Admin FC, DM 45a FC and DM 45aAdmin FC

It puts a date and time stamp when the Bulk Copy / Clear is executed. The result is stored in specific accounts and is displayed in the CV. The last BR throws an impact status on all base level entities after you have entered a forecasted IR Rate in the Actual scenario. See the Reference Notes in the BR.

```

1 Imports System
2 Imports System.Data
3 Imports System.Data.Common
4 Imports System.IO
5 Imports System.Collections.Generic
6 Imports System.Globalization
7 Imports System.Linq
8 Imports Microsoft.VisualBasic
9 Imports System.Windows.Forms
10 Imports OneStream.Shared.Common
11 Imports OneStream.Shared.Wcf
12 Imports OneStream.Shared.Engine
13 Imports OneStream.Shared.Database
14 Imports OneStream.Stage.Engine
15 Imports OneStream.Stage.Database
16 Imports OneStream.Finance.Engine
17 Imports OneStream.Finance.Database
18
19 #Reference Notes
20
21
22
23
24
25
26
27
28
29
30
31
32
33
34
35
36
37
38
39
40
41
42
43
44
45
46
47
48
49
50
51
52
53 Namespace OneStream.BusinessRule.Finance.TXP_CustomCalcs
54     Public Class MainClass
55     Public Function Main(ByVal si As SessionInfo, ByVal globals As BRGlobals, ByVal api As FinanceRulesApi, ByVal args As FinanceRulesArgs) As Object
56     Try
57         Select Case api.FunctionType
58             Case Is = FinanceFunctionType.CustomCalculate
59                 .....
60                 [DMTimeStamp]
61                 .....
62                 [DMTimeStamp_ActualPeriods_FCST]
63                 .....
64                 [DMTimeStamp_Sch01f]
65                 .....
66                 [ImpactStatus - Schedule 01f]
67             End Select
68         End Select
69         Return Nothing
70     Catch ex As Exception
71         Throw ErrorHandler.LogWrite(si, New XException(si, ex))
72     End Try
73     End Function
74 End Class
75 End Namespace
76

```

### TXP\_CV\_CompareAnnotation

**TXP\_CV\_CompareAnnotation** is used on Dashboards DM 01a, DM 02a, DM 11a and DM 12a. It dynamically compares two scenarios and / or two time periods and compares if the Cell Text (Annotations) has changed. See the Reference Notes in the BR.

The BR is called from the following CV's on the "Difference" column:

- Sch\_DM01a\_NatGF\_Copy\_Definitions\_TXP
- Sch\_DM02a\_LocalGF\_Copy\_Definitions\_TXP
- Sch\_DM11a\_NatGF\_Copy\_Definitions\_TXP
- Sch\_DM12a\_LocalGF\_Copy\_Definitions\_TXP

Source	Explanation	Blank 01	UB_TXP_NatFiler_Dest	TXP_NatFiler_Dest	TXP_NatFilerType_Dest	Blank 02	Difference	Blank 03	Blank 04
Header		9,999.99	9,999.99	9,999.99	9,999.99	9,999.99	9,999.99	9,999.99	9,999.99
Base Entities and Filers		9,999.99	9,999.99	9,999.99	9,999.99	9,999.99	9,999.99	9,999.99	9,999.99
BlankRow1		9,999.99	9,999.99	9,999.99	9,999.99	9,999.99	9,999.99	9,999.99	9,999.99
BlankRow2		9,999.99	9,999.99	9,999.99	9,999.99	9,999.99	9,999.99	9,999.99	9,999.99
BlankRow3		9,999.99	9,999.99	9,999.99	9,999.99	9,999.99	9,999.99	9,999.99	9,999.99
BlankRow4		9,999.99	9,999.99	9,999.99	9,999.99	9,999.99	9,999.99	9,999.99	9,999.99
BlankRow5		9,999.99	9,999.99	9,999.99	9,999.99	9,999.99	9,999.99	9,999.99	9,999.99

```

Properties Formula
1 Imports System
2 Imports System.Data
3 Imports System.Data.Common
4 Imports System.IO
5 Imports System.Collections.Generic
6 Imports System.Globalization
7 Imports System.Linq
8 Imports Microsoft.VisualBasic
9 Imports System.Windows.Forms
10 Imports OneStream.Shared.Common
11 Imports OneStream.Shared.Ncf
12 Imports OneStream.Shared.Engine
13 Imports OneStream.Shared.Database
14 Imports OneStream.Stage.Engine
15 Imports OneStream.Stage.Database
16 Imports OneStream.Finance.Engine
17 Imports OneStream.Finance.Database
18
19 #Region "Reference Notes"
20 .....
21 *Reference Code: TXP_CV_CompareAnnotation
22 *
23 *Description: Used to compare Annotations in a CV that has two different time periods and/or two different scenarios
24 *
25 *Usage: See the following Cube Views:
26 * Sch_DM01a_NatGF_Copy_Definitions_TXP
27 * Sch_DM02a_LocalGF_Copy_Definitions_TXP
28 * Sch_DM11a_NatGF_Copy_Definitions_TXP
29 * Sch_DM12a_LocalGF_Copy_Definitions_TXP
30 *
31 * DM 01a: GetDataCell(BR#(BRName=TXP_CV_CompareAnnotation, FunctionName=Compare, SourceScenario=TXP_Actual, DestScenario=TXP_Actual, GF=Nat, SourceTime=[|SourceTimePeriod_TXP|], DestTime=[|DestinationTimePeriod_TXP|])):
32 * DM 02a: GetDataCell(BR#(BRName=TXP_CV_CompareAnnotation, FunctionName=Compare, SourceScenario=TXP_Actual, DestScenario=TXP_Actual, GF=Local, SourceTime=[|SourceTimePeriod_TXP|], DestTime=[|DestinationTimePeriod_TXP|])):
33 * DM 11a: GetDataCell(BR#(BRName=TXP_CV_CompareAnnotation, FunctionName=Compare, SourceScenario=TXP_Actual, DestScenario=TXP_ActualRTP, GF=Nat, RTPYear=[|RTPYears_TXP!|])):
34 * DM 12a: GetDataCell(BR#(BRName=TXP_CV_CompareAnnotation, FunctionName=Compare, SourceScenario=TXP_Actual, DestScenario=TXP_ActualRTP, GF=Local, RTPYear=[|RTPYears_TXP!|])):
35 *
36 *Created By: OneStream Software
37 *Date Created: Jun-09-2021
38 .....
39 #End Region
40
41 Namespace OneStream.BusinessRule.Finance.TXP_CV_CompareAnnotation
42 Public Class MainClass
43 Public Function Main(ByVal si As SessionInfo, ByVal globals As BRGlobals, ByVal api As FinanceRulesApi, ByVal args As FinanceRulesArgs) As Object
44 Try
45 Select Case api.FunctionType
46
47 Case Is = FinanceFunctionType.DataCell
48
49 [Compare]
50
51
52
53
54
55
56
57
58
59
60
61
62
63
64
65
66
67
68
69
70
71
72
73
74
75
76
77
78
79
80
81
82
83
84
85
86
87
88
89
90
91
92
93
94
95
96
97
98
99
100
101
102
103
104
105
106
107
108
109
110
111
112
113
114
115
116
117
118
119
120
121
122
123
124
125
126
127
128
129
130
131
132
133
134
135
136
137
138
139
140
141 End Class
142 End Namespace
    
```

## TXP\_MemberList

**TXP\_MemberList** is used to sort the entities in a CV. See the Reference Notes in the BR.

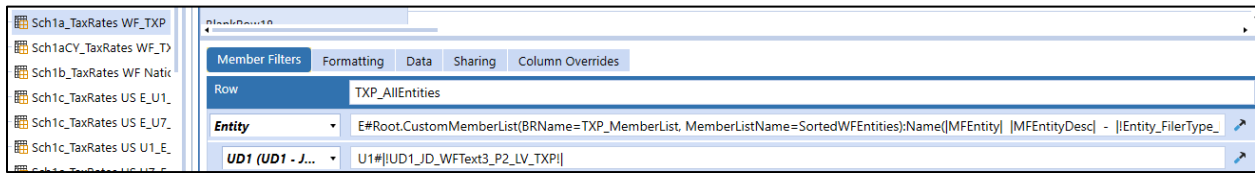
The BR is called from the following CV's:

- Sch1a\_TaxRates WF\_TXP
- Sch1aCY\_TaxRates WF\_TXP
- Sch1b\_TaxRates WF National\_TXP
- Sch2\_Set RTP DB\_TXP

```

1 Imports System
2 Imports System.Data
3 Imports System.Data.Common
4 Imports System.IO
5 Imports System.Collections.Generic
6 Imports System.Globalization
7 Imports System.Linq
8 Imports Microsoft.VisualBasic
9 Imports System.Windows.Forms
10 Imports OneStream.Shared.Common
11 Imports OneStream.Shared.Wcf
12 Imports OneStream.Shared.Engine
13 Imports OneStream.Shared.Database
14 Imports OneStream.Stage.Engine
15 Imports OneStream.Stage.Database
16 Imports OneStream.Finance.Engine
17 Imports OneStream.Finance.Database
18
19 [Reference Notes]
41
42 Namespace OneStream.BusinessRule.Finance.TXP_MemberList
43 Public Class MainClass
44
45     '-----
46     'PV620 SV300
47     'Link in the "TXP_ParamHelper" XFBR String rules
48     'The "Properties" tab above must reference "BR\TXP_ParamHelper" in the "Referenced Assemblies" line.
49     'Required for Dashboard: Sch06b / Sch06d / Sch06a1FC / Sch06aFC / Sch06b1FC / Sch06bFC / Sch06aFC Linked CV
50     ' -see RemoveDup_Sch06 below
51
52 Private XFBRString As New OneStream.BusinessRule.DashboardStringFunction.TXP_ParamHelper.MainClass
53
54     '-----
55
56 Public Function Main(ByVal si As SessionInfo, ByVal globals As BRGlobals, ByVal api As FinanceRulesApi, ByVal args As FinanceRulesArgs) As Object
57 Try
58     Select Case api.FunctionType
59
60         Case Is = FinanceFunctionType.MemberListHeaders
61             Dim objMemberListHeaders As New List(Of MemberListHeader)
62             objMemberListHeaders.Add(New MemberListHeader("SortedWFEntities"))
63             objMemberListHeaders.Add(New MemberListHeader("GetEntityText7_byWFTime"))
64             objMemberListHeaders.Add(New MemberListHeader("GetEntityText8_CountryLevel_byWFTime"))
65             objMemberListHeaders.Add(New MemberListHeader("SortEntities"))
66             'PV620 SV300
67             objMemberListHeaders.Add(New MemberListHeader("RemoveDup_Sch06"))
68             'PV730 SV100: create a more dynamic sort BR that can apply to any dimension
69             objMemberListHeaders.Add(New MemberListHeader("SortMembers"))
70             objMemberListHeaders.Add(New MemberListHeader("Member_Sorted"))
71             Return objMemberListHeaders
72
73         Case Is = FinanceFunctionType.MemberList
74             '-----
75
76             [SortedWFEntities]
77
78             [GetEntityText7_byWFTime]
79
80             [GetEntityText8_CountryLevel_byWFTime]
81
82             [SortEntities]
83
84             [RemoveDup_Sch06]
85
86             [SortMembers]
87
88             [Member Sorted]
89
90             End If
91         End Select
92
93         Return Nothing
94     Catch ex As Exception
95         Throw ErrorHandler.LogWrite(si, New XFException(si, ex))
96     End Try
97 End Function

```



### TXP\_MemberListRanked

**TXP\_MemberListRanked** is used to rank data based on different options. It is also used to rank data based on absolute (ABS) value. See the Reference Notes in the BR.

The BR is called from the following CV:

- 80a\_Stat\_ETR\_Analytics\_TXP

```

Properties Formula
60
19 #Region "Reference Notes"
20 .....
21 'Reference Code: TXP_MemberListRanked
22 '
23 'Description: Use a business rule retrieve a list of cells and then rank them by the Top or Bottom (N) values.
24 '
25 'Usage: This member list is used to return the list of TopN cells across entities.
26 '
27 'Example member filters to be added in cubeview column member filter property.
28 '
29 'TopN: E#Root.CustomMemberList(BRName = XFR_MemberListRanked, MemberListName = Ranked, RankType = (Top,Bottom,Min,Max), RankCount = X, LoopMemberFilter = E#Root.Base, DataCellToRankMemberFilter =
30 ' E#Root.CustomMemberList(BRName = XFR_MemberListRanked, MemberListName = Ranked, RankType = Top, RankCount = 10, LoopMemberFilter = E#Root.Base, DataCellToRankMemberFilter = Cb#GolfStream:EM
31 '
32 ' A#Root.CustomMemberList(BRName = TXP_MemberListRanked, MemberListName = RankedABS, RankType = Top, RankCount = 10, LoopMemberFilter = A#TXP_ETRStatSubTotal.Children, DataCellToRankMemberFil
33 '
34 'Created By: OneStream Software
35 '
36 'Date Created: Nov-19-2015
37 '
38 'Date Modified: Jan-28-2021 Add in the RankedABS option
39 ' See CV: 80a_Stat_ETR_Analytics_TXP
40 .....
41 #End Region
42
43 Namespace OneStream.BusinessRule.Finance.TXP_MemberListRanked
44 Public Class MainClass
45     Public Function Main(ByVal si As SessionInfo, ByVal globals As BRGlobals, ByVal api As FinanceRulesApi, ByVal args As FinanceRulesArgs) As Object
46     Try
47         Select Case api.FunctionType
48             Case Is = FinanceFunctionType.MemberListHeaders
49                 Dim memListHeaders As New List(Of MemberListHeader)
50                 memListHeaders.Add(New MemberListHeader("Ranked"))
51                 memListHeaders.Add(New MemberListHeader("RankedABS"))
52                 Return memListHeaders
53             Case Is = FinanceFunctionType.MemberList
54                 Dim listName As String = args.MemberListArgs.MemberListName
55                 If listName.Equals("Ranked", StringComparison.InvariantCultureIgnoreCase) Then
56                     Dim memListHeader As New MemberListHeader(args.MemberListArgs.MemberListName)
57                     Dim topNMembers As List(Of Member) = Me.GetRankedMembers(si, api, args)
58                     Dim topNMemList As New MemberList(memListHeader, topNMembers)
59                     Return topNMemList
60                 ElseIf listName.Equals("RankedABS", StringComparison.InvariantCultureIgnoreCase) Then
61                     Dim memListHeader As New MemberListHeader(args.MemberListArgs.MemberListName)
62                     Dim topNMembers As List(Of Member) = Me.GetRankedMembersABS(si, api, args)
63                     Dim topNMemList As New MemberList(memListHeader, topNMembers)
64                     Return topNMemList
65                 End If
66             End Select
67         Return Nothing
68     Catch ex As Exception
69         Throw ErrorHandler.LogWrite(si, New XFException(si, ex))
70     End Try
71 End Function
72
73 #Data Ranking Helpers
74
75 #Helper Classes
76
77 End Class
    
```

Default	None	TXP_ETRPercent
TXP_PTIAdjustedTotal	9,999.99	9,999.99
Ranked ABS Accounts	9,999.99	9,999.99
TXP_ETRStatTotal	9,999.99	9,999.99



### TXP\_NatFilerCalc

TXP\_NatFilerCalc is used to populate a trigger account that is then used to drive business rules. See the Reference Notes in the BR.

The BR is called in these schedules:

- LP 01a Nat GF – Enter Definitions
- DM 01a Actual Nat GF – Copy Definitions

```

1 Imports System
2 Imports System.Data
3 Imports System.Data.Common
4 Imports System.IO
5 Imports System.Collections.Generic
6 Imports System.Globalization
7 Imports System.Linq
8 Imports Microsoft.VisualBasic
9 Imports System.Windows.Forms
10 Imports OneStream.Shared.Common
11 Imports OneStream.Shared.Wcf
12 Imports OneStream.Shared.Engine
13 Imports OneStream.Shared.Database
14 Imports OneStream.Stage.Engine
15 Imports OneStream.Stage.Database
16 Imports OneStream.Finance.Engine
17 Imports OneStream.Finance.Database
18
19 #Region "Reference Notes"
20
21 'Reference Code: XTP_NatFilerCalc
22
23 'Description: Populates a trigger account (TXP_NatFilerCalc) with a "1" - this then drives the "Schedule05_06NationalBenefitLocalCurrency" rules in the Finance BR "TXP_BusinessRules"
24 'Rather than having these rules run on ever calc / consolidation, we attached it to a button to have it run on demand.
25
26 'Usage: This BR is called on a button in Schedules "LP 01a Actual Nat GF - Enter Definitions" and "DM 01a Actual Nat GF - Copy Definitions".
27 'For the Forecast scenarios, the BR is called on a button in ..... To Be Updated later
28
29 'Created By: Onestream Software
30 'Date Modified: Apr-06-2022
31
32 #End Region
33
34 Namespace OneStream.BusinessRule.Finance.TXP_NatFilerCalc
35 Public Class MainClass
36 Public Function Main(ByVal si As SessionInfo, ByVal globals As BRGlobals, ByVal api As FinanceRulesApi, ByVal args As FinanceRulesArgs) As Object
37 Try
38 Select Case api.FunctionType
39
40 Case Is = FinanceFunctionType.CustomCalculate
41
42 NatFilerCalc
43
44
45
46
47
48
49
50
51
52
53
54
55
56
57
58
59
60
61
62
63
64
65
66
67
68
69
70
71
72
73
74
75
76
77
78
79
80
81
82
83
84
85
86
87
88
89
90
91
92
93
94
95
96
97
98
99
100
101
102
103
104
105
106
107
108
109
110
111
112
113
114
115
116
117
118
119
120
121
122
123
124
125
126
127
128
129
130
131
132
133
134
135
136
137
138
139
140
141
142
143
144
145
146
147
148
149
150
151
152
153
154
155
156
157
158
159
160
161
162
163
164
165
166
167
168
169
170
171
172
173
174
175
176
177
178
179
180
181
182
183
184
185
186
187
188
189
190
191
192
193
194
195
196
197
198
199
200
201
202
203
204
205
206
207
208
209
210
211
212
213
214
215
216
217
218
219
220
221
222
223
224
225
226
227
228
229
230
231
232
233
234
235
236
237
238
239
240
241
242
243
244
245
246
247
248
249
250
251
252
253
254
255
256
257
258
259
260
261
262
263
264
265
266
267
268
269
270
271
272
273
274
275
276
277
278
279
280
281
282
283
284
285
286
287
288
289
290
291
292
293
294
295
296
297
298
299
300
301
302
303
304
305
306
307
308
309
310
311
312
313
314
315
316
317
318
319
320
321
322
323
324
325
326
327
328
329
330
331
332
333
334
335
336
337
338
339
340
341
342
343
344
345
346
347
348
349
350
351
352
353
354
355
356
357
358
359
360
361
362
363
364
365
366
367
368
369
370
371
372
373
374
375
376
377
378
379
380
381
382
383
384
385
386
387
388
389
390
391
392
393
394
395
396
397
398
399
400
401
402
403
404
405
406
407
408
409
410
411
412
413
414
415
416
417
418
419
420
421
422
423
424
425
426
427
428
429
430
431
432
433
434
435
436
437
438
439
440
441
442
443
444
445
446
447
448
449
450
451
452
453
454
455
456
457
458
459
460
461
462
463
464
465
466
467
468
469
470
471
472
473
474
475
476
477
478
479
480
481
482
483
484
485
486
487
488
489
490
491
492
493
494
495
496
497
498
499
500
501
502
503
504
505
506
507
508
509
510
511
512
513
514
515
516
517
518
519
520
521
522
523
524
525
526
527
528
529
530
531
532
533
534
535
536
537
538
539
540
541
542
543
544
545
546
547
548
549
550
551
552
553
554
555
556
557
558
559
560
561
562
563
564
565
566
567
568
569
570
571
572
573
574
575
576
577
578
579
580
581
582
583
584
585
586
587
588
589
590
591
592
593
594
595
596
597
598
599
600
601
602
603
604
605
606
607
608
609
610
611
612
613
614
615
616
617
618
619
620
621
622
623
624
625
626
627
628
629
630
631
632
633
634
635
636
637
638
639
640
641
642
643
644
645
646
647
648
649
650
651
652
653
654
655
656
657
658
659
660
661
662
663
664
665
666
667
668
669
670
671
672
673
674
675
676
677
678
679
680
681
682
683
684
685
686
687
688
689
690
691
692
693
694
695
696
697
698
699
700
701
702
703
704
705
706
707
708
709
710
711
712
713
714
715
716
717
718
719
720
721
722
723
724
725
726
727
728
729
730
731
732
733
734
735
736
737
738
739
740
741
742
743
744
745
746
747
748
749
750
751
752
753
754
755
756
757
758
759
760
761
762
763
764
765
766
767
768
769
770
771
772
773
774
775
776
777
778
779
780
781
782
783
784
785
786
787
788
789
790
791
792
793
794
795
796
797
798
799
800
801
802
803
804
805
806
807
808
809
810
811
812
813
814
815
816
817
818
819
820
821
822
823
824
825
826
827
828
829
830
831
832
833
834
835
836
837
838
839
840
841
842
843
844
845
846
847
848
849
850
851
852
853
854
855
856
857
858
859
860
861
862
863
864
865
866
867
868
869
870
871
872
873
874
875
876
877
878
879
880
881
882
883
884
885
886
887
888
889
890
891
892
893
894
895
896
897
898
899
900
901
902
903
904
905
906
907
908
909
910
911
912
913
914
915
916
917
918
919
920
921
922
923
924
925
926
927
928
929
930
931
932
933
934
935
936
937
938
939
940
941
942
943
944
945
946
947
948
949
950
951
952
953
954
955
956
957
958
959
960
961
962
963
964
965
966
967
968
969
970
971
972
973
974
975
976
977
978
979
980
981
982
983
984
985
986
987
988
989
990
991
992
993
994
995
996
997
998
999
1000
    
```

Dashboard button calls a data management job:

btn_Copy_Data_DM30b_TXP	Server Task	
btn_NatFilerCalc_DM01a_TXP	Selection Changed Server Task	Execute Data Management Sequence
btn_NatFilerCalc_LP01a_TXP	Selection Changed Server Task Arguments	{TXP_NatFilerCalc_LP01a}

Data management job calls the BR:

TXP_Copy_ActualRTP_NatGF_Annotations_DM11a	Business Rule	
TXP_NatFilerCalc_DM01a_CustomCalc	Business Rule	TXP_NatFilerCalc
TXP_NatFilerCalc_LP01a_CustomCalc	Function Name	NatFilerCalc
TXP_Copy_Data	Parameters	NatFilerCalc={LP01a}

## TXP\_SharedConfirmationRules

**TXP\_SharedConfirmationRules** is used to hold all the confirmation rules for the Actual scenarios rather than writing them individually on each confirmation rule. See the Reference Notes in the BR.

The following Tax Provision Blueprint workflow profiles use the confirmation rules:

- Xxx\_NatGroupFiler
- Xxx\_LocalGroupFiler
- Xxx\_Nat\_LocalGF
- Xxx\_LocalGF
- Germany workflows
- Xxx\_NoLocalGF

```

Properties Formula
7 Imports System.Linq
8 Imports Microsoft.VisualBasic
9 Imports System.Windows.Forms
10 Imports OneStream.Shared.Common
11 Imports OneStream.Shared.Wcf
12 Imports OneStream.Shared.Engine
13 Imports OneStream.Shared.Database
14 Imports OneStream.Stage.Engine
15 Imports OneStream.Stage.Database
16 Imports OneStream.Finance.Engine
17 Imports OneStream.Finance.Database
18
19 #Region "Reference Notes"
20
21 'Reference Code: TXP_SharedConfirmationRules
22
23 'Description: This is the main confirmation rule that is attached to all the confirmation rule setup definitions
24
25 'Usage: Used for all the Confirmation Rules
26
27 'Created By: OneStream Software
28 'Date Created: Apr-16-2021
29
30 'For the "Entity Name" field, you can only use one of the following lines (if none are present, it will default to the Name):
31 ' args.ConfirmationRuleArgs.EntityTextType = CubeViewHeaderTextType.Name
32 ' args.ConfirmationRuleArgs.EntityTextType = CubeViewHeaderTextType.Description
33 ' args.ConfirmationRuleArgs.EntityTextType = CubeViewHeaderTextType.NameAndDescription
34
35 'For the "Amount" field, it is normally left blank (0.00), because we loop through so many values and displaying any one amount would be meaningless
36 ' args.ConfirmationRuleArgs.DisplayValue =
37
38 'For the "Information X" fields:
39 'Information 1 -> Results of running the rule args.ConfirmationRuleArgs.Info1 =
40 'Information 2 -> Rule Definition args.ConfirmationRuleArgs.Info2 =
41 'Information 3 -> Explanation of why you passed or failed args.ConfirmationRuleArgs.Info3 =
42 'Information 4 -> MUST contain either "Pass" or "Fail" args.ConfirmationRuleArgs.Info4 =
43
44 #End Region
45
46 Namespace OneStream.BusinessRule.Finance.TXP_SharedConfirmationRules
47 Public Class MainClass
48 Public Function Main(ByVal si As SessionInfo, ByVal globals As BRGlobals, ByVal api As FinanceRulesApi, ByVal args As FinanceRulesArgs) As Object
49 Try
50 'Not Used
51 Return Nothing
52 Catch ex As Exception
53 Throw ErrorHandler.LogWrite(si, New XFXException(si, ex))
54 End Try
55 End Function
56
57 Public Sub GetValRuleResult(ByVal si As SessionInfo, ByVal accountName As String, ByVal api As FinanceRulesApi, ByVal args As FinanceRulesArgs)
116
117
118 #Tax Provision Confirmation Rules - GENERAL
940
941
942 #Tax Provision Confirmation Rules - Data Copy
1341
1342
1343 #Message Format Helpers
1457
1458
1459
1460
1461 End Class
1462 End Namespace

```

## TXP\_SharedConfirmationRules\_FCST

**TXP\_SharedConfirmationRules\_FCST** is used to hold all the confirmation rules for forecast scenarios rather than writing them individually on each confirmation rule. See the Reference Notes in the BR.

All Tax Provision Blueprint workflow profiles use the FCST confirmation rules:

```

1 Imports System
2 Imports System.Collections.Generic
3 Imports System.Data
4 Imports System.Data.Common
5 Imports System.Globalization
6 Imports System.IO
7 Imports System.Linq
8 Imports System.Windows.Forms
9 Imports Microsoft.VisualBasic
10 Imports OneStream.Finance.Database
11 Imports OneStream.Finance.Engine
12 Imports OneStream.Shared.Common
13 Imports OneStream.Shared.Database
14 Imports OneStream.Shared.Engine
15 Imports OneStream.Shared.Wcf
16 Imports OneStream.Stage.Database
17 Imports OneStream.Stage.Engine
18
19
20 [Reference Notes]
47
48 Namespace OneStream.BusinessRule.Finance.TXP_SharedConfirmationRules_FCST
49     Public Class MainClass
50
51         '-----
52         'Link in the "TXP_ParamHelper" XFBR String rules
53         'The "Properties" tab above must reference "BR\TXP_ParamHelper" in the "Referenced Assemblies" line.
54         'Required for Confirmation Rules
55         '-----
56         Private XFBRString As New OneStream.BusinessRule.DashboardStringFunction.TXP_ParamHelper.MainClass
57         '
58         '-----
59
60
61     Public Function Main(ByVal si As SessionInfo, ByVal globals As BRGlobals, ByVal api As FinanceRulesApi, ByVal args As FinanceRulesArgs) As Object
62     Try
63         'Not Used
64         Return Nothing
65     Catch ex As Exception
66         Throw ErrorHandler.LogWrite(si, New XFException(si, ex))
67     End Try
68 End Function
69
70
71 [GetValRuleResult]
122
123 'Monthly
124 [TXP_001_CurTaxExp_FCST]
281
282 'Quarterly
283 [TXP_001_PreTaxIncome_FCST]
444
445 'Yearly
446 [TXP_001_GroupFilingDefinitions_FCST]
591
592
593
594 [Message Format Helpers]
773
774
775 [TXPCalculationSession]
807
808
809 End Class
810 End Namespace
811

```

## Cube View Extender

### *TXP\_CV\_ParentAccount\_Bold*

We have a small CV Extender rule that will format account row headers as bold. It also formats the data rows as bold and puts in a top line. See the Reference Notes in the BR.

```

1 Imports System
2 Imports System.Data
3 Imports System.Data.Common
4 Imports System.IO
5 Imports System.Collections.Generic
6 Imports System.Globalization
7 Imports System.Linq
8 Imports Microsoft.VisualBasic
9 Imports System.Windows.Forms
10 Imports OneStream.Shared.Common
11 Imports OneStream.Shared.Wcf
12 Imports OneStream.Shared.Engine
13 Imports OneStream.Shared.Database
14 Imports OneStream.Stage.Engine
15 Imports OneStream.Stage.Database
16 Imports OneStream.Finance.Engine
17 Imports OneStream.Finance.Database
18
19 #Region "Reference Notes"
20 .....
21 'Reference Code:      CV Extender - Bold Parent Accounts
22 '
23 'Description:        Used to bold parent accounts in a cube view's row-set
24 '
25 'Use Examples:       You may have a cube view row that uses a dynamic member expansion such as A#[Balance Sheet].base.
26 '                   This business rule can be called on the cube view itself using the custom report task setting.
27 '                   The rule will then evaluate each "Account" in the row-set to determine if the account has children.
28 '                   If the account does have children, we will:
29 '                       -> Account Header - bold
30 '                       -> Data           - bold & top line
31 '
32 'Usage:              Used in the following CV's:
33 '                   XFW_Tax CV's All Workflows (TXP):
34 '                       -> Sch02a_Review UD2 Local Gross and Tax_TXP
35 '                       -> Sch02b_Review UD2 National Gross and Tax_TXP
36 '                       -> Sch05b_Review UD2 Gross and Tax_TXP
37 '                       -> Sch05c_Review_Nat_Local_TXP
38 '
39 'Created By:         OneStream Software
40 'Date Created:       Jul-12-2020
41 .....
42 #End Region
43
44 Namespace OneStream.BusinessRule.CubeViewExtender.TXP_CV_ParentAccount_Bold
45     Public Class MainClass
46         Public Function Main(ByVal si As SessionInfo, ByVal g_globals As BRGlobals, ByVal api As Object, ByVal args As CVExtenderArgs) As Object[...]
47     End Class
48 End Namespace
125
126

```

## Dashboard Data Set

### TXP\_HelperQueries

In the function **GetEntityText7\_byWFTime**, there is a section that has the scenario type hard coded. Tax Provision Blueprint has been set up to use the **"Tax"** scenario type for the Actual scenarios and **"ScenarioType8"** scenario type for the current year Forecast scenarios. Changes may be required here based on your specific app setup. See the Reference Notes in the BR.

```
'This method should include the derived values
'First check to see if the Workflow Profile if a Group Filer (there should only be one per country)
If wfText1.XFEqualsIgnoreCase("GroupFiler=Yes") Then

    'check the "Tax" scenario type first
    If scenType.ToString.Equals("Tax") Then
        'Tax scenario type
        If vmPropsVary.GetPropertyItem(ScenarioType.Tax.Id,si.WorkflowClusterPk.TimeKey).TextValue.XFContainsIgnoreCase("Filer=Yes") Then
            dt.Rows.Add(memInfo.Member.Name,memInfo.Member.MemberId)
        End If

    'ScenarioType8 scenario type
    ElseIf scenType.ToString.Equals("ScenarioType8") Then
        If vmPropsVary.GetPropertyItem(ScenarioType.ScenarioType8.Id,si.WorkflowClusterPk.TimeKey).TextValue.XFContainsIgnoreCase("Filer=Yes") Then
            dt.Rows.Add(memInfo.Member.Name,memInfo.Member.MemberId)
        End If

    'then check the "Default" scenario type
    ElseIf vmPropsVary.GetPropertyItem(ScenarioType.Unknown.Id,si.WorkflowClusterPk.TimeKey).TextValue.XFContainsIgnoreCase("Filer=Yes") Then
        dt.Rows.Add(memInfo.Member.Name,memInfo.Member.MemberId)
    End If

Else
    'This is for all the other Workflow Profiles (where there is "no" wfText1 of GroupFiler=Yes)
    dt.Rows.Add(memInfo.Member.Name,memInfo.Member.MemberId)
End If
```

For the list of reports on the Home Page, they are manually modified in this BR.

```
#Region "GetReportList new"
'Home Page list of Reports
ElseIf args.DataSetName.XFEqualsIgnoreCase("GetReportList_new") Then
    Dim GroupName As String = args.NameValuePairs.XFGetValue("GroupName")

    If Not GroupName.XFEqualsIgnoreCase("!!ListOfGroupsHP_new_TXP!!") AndAlso GroupName.Length > 0 Then
        Dim dt As New DataTable
        'Create two columns in the table - one for the display description that the user sees and the 2nd is the actual dashboard name to be rendered when selected
        'See parameter: ListOfReports_BR_new_TXP - to see how "Item", "DBName" and "ReportList" are used
        '...
        'Item -> what appears to the end user in the dashboard
        dt.Columns.Add("Item")
        'DBName -> the dashboard that you want to appear
        dt.Columns.Add("DBName")

        Select Case True
            Case GroupName = 0
                'Tax Provision Overview PDF docs.
                dt.rows.Add("Data Flow Overview - Actual","a0_Frame_DataFlow_TXP")
                dt.rows.Add("Data Flow Overview - Forecast","b0_Frame_DataFlow_TXP")
                dt.rows.Add(" ", "0_NoReportSelected_new_TXP")

                dt.rows.Add("Group Filing Flowchart","c0_Frame_GF_Flowchart_TXP")

            Case GroupName = 1
                'Overview of Rates
                dt.rows.Add("Overview of Tax Rates","2a_0_Frame_OverviewRates_TXP")
                dt.rows.Add(" ", "0_NoReportSelected_new_TXP")

                dt.rows.Add("Taxable Income & Tax Rates - US","00_Frame_TaxRates_US_TXP")
                dt.rows.Add("Taxable Income & Tax Rates - Canada","00_Frame_TaxRates_CA_TXP")
                dt.rows.Add("Taxable Income & Tax Rates - Luxembourg","00_Frame_TaxRates_LU_TXP")
                dt.rows.Add("Taxable Income & Tax Rates - Germany","00_Frame_TaxRates_DE_TXP")
                dt.rows.Add("Taxable Income & Tax Rates - UAE","00_Frame_TaxRates_AE_TXP")
                dt.rows.Add("Taxable Income & Tax Rates - UK","00_Frame_TaxRates_UK_TXP")
                dt.rows.Add(" ", "0_NoReportSelected_new_TXP")

                dt.rows.Add("Overview of RTP Years","2b_0_Frame_OverviewRates_TXP")
                dt.rows.Add(" ", "0_NoReportSelected_new_TXP")

                dt.rows.Add("National Benefit Summary - Excludes Local JD","0_Frame_LP5_6_Report_TXP")
                dt.rows.Add("Losses Not Benefited (LNB) - Entities","0_Frame_LNB_Report_TXP")

            Case GroupName = 2
                'Metadata Review
                dt.rows.Add("Metadata Review","Metadata Review_TXP")

            Case GroupName = 3
                'FX Currency rates
                dt.rows.Add("FX Rates - Actual - WF Year","0_Frame_CurrencyRates_Actual_WF_Year_TXP")
```

To add a line break (space), we added in the following syntax:

- `dt.rows.Add(" ", "9_NoReportSelected_new_TXP")`

```

Case GroupName = 4
  'Calc Status
  dt.rows.Add("10d    Calc Status - Actual - All Entities - WF Year", "10d_0_Frame_CalcStatus_TXP")
  dt.rows.Add("10e    Calc Status - Actual - All Entities - One Period", "10e_0_Frame_CalcStatus_TXP")
  dt.rows.Add(" ", "9_NoReportSelected_new_TXP")

  dt.rows.Add("10dd   Calc Status - ActualRTP - All Entities - WF Year", "10dd_0_Frame_CalcStatus_TXP")
  dt.rows.Add(" ", "9_NoReportSelected_new_TXP")

  dt.rows.Add("10d FC Calc Status - WF Scenario - All Entities - WF Year", "10dFC_0_Frame_CalcStatus_TXP")

Case GroupName = 5
  'Tax Provision Overview
  dt.rows.Add("80a <I> ETR Tax Rate & Waterfall", "0_Frame_TaxProvision_Overview_TXP")

Case GroupName = 6
  'Group Filing Analysis
  dt.rows.Add("DM 01b <H> Actual Nat GF - Summary of the Definitions (Entity by UD1)", "0_Frame_SchDM01b_TXP")
  dt.rows.Add("DM 01b1 <H> Actual Nat GF - Summary of the Definitions (UD1 by Entity)", "0_Frame_SchDM01b1_TXP")
  dt.rows.Add("DM 01b2 <H> Compare Nat GF - Compare the Definitions (Entity by UD1)", "0_Frame_SchDM01b2_TXP")
  dt.rows.Add(" ", "9_NoReportSelected_new_TXP")
  dt.rows.Add("DM 02b <H> Actual Local GF - Summary of the Definitions (Entity by UD1)", "0_Frame_SchDM02b_TXP")
  dt.rows.Add("DM 02b1 <H> Actual Local GF - Summary of the Definitions (UD1 by Entity)", "0_Frame_SchDM02b1_TXP")
  dt.rows.Add("DM 02b2 <H> Compare Local GF - Compare the Definitions (Entity by UD1)", "0_Frame_SchDM02b2_TXP")
  dt.rows.Add(" ", "9_NoReportSelected_new_TXP")

  dt.rows.Add("Analysis Bulk Data Copy <H> - Provision (Group Filing & Local)", "0_Frame_BulkDataCopy_Provision_TXP")
  dt.rows.Add("Analysis Bulk Data Copy <H> - Return (Local only) (Yr-1, Yr-2, Yr-3)", "0_Frame_BulkDataCopy_Return_TXP")

Case GroupName = 7
  'Trend Reports
  dt.rows.Add("50b <F> ETR Schedule by Year", "50b_0_Frame_TXP")
  dt.rows.Add("50b1 <F> ETR Schedule by Qtr", "50b1_0_Frame_TXP")
  dt.rows.Add(" ", "9_NoReportSelected_new_TXP")
  dt.rows.Add("51b <F> ETR Summary by Year", "51b_0_Frame_TXP")
  dt.rows.Add("51b1 <F> ETR Summary by Qtr", "51b1_0_Frame_TXP")
  dt.rows.Add(" ", "9_NoReportSelected_new_TXP")
  dt.rows.Add("52b <F> ETR Rate Rec by Year", "52b_0_Frame_TXP")
  dt.rows.Add("52b1 <F> ETR Rate Rec by Qtr", "52b1_0_Frame_TXP")
  dt.rows.Add(" ", "9_NoReportSelected_new_TXP")

```

TAX PROVISION BLUEPRINT	
HOME	
Report Groups	
TAX PROVISION BLUEPRINT SOLUTION	
Overview of Rates / RTP Years / Nat. Process / LNB	
Metadata Review	
FX Currency Rates	
Calc Status	
Tax Provision Overview Reports	
Group Filings Analysis	
Trend Reports	
Consolidating Reports	
Tax Reviewer - Actual Reports (Actual Scenario only)	
Tax Reviewer - Forecast Reports	
National Benefit Analysis	
Reports	
Overview of Tax Rates	
<input type="text"/>	
Taxable Income & Tax Rates - US	
Taxable Income & Tax Rates - Canada	
Taxable Income & Tax Rates - Luxembourg	
Taxable Income & Tax Rates - Germany	
Taxable Income & Tax Rates - UAE	
Taxable Income & Tax Rates - UK	
<input type="text"/>	
Overview of RTP Years	
<input type="text"/>	
National Benefit Summary - Excludes Local JD	
Losses Not Benefited (LNB) - Entities	

TAX PROVISION BLUEPRINT	
HOME	
Report Groups	
TAX PROVISION BLUEPRINT SOLUTION	
Overview of Rates / RTP Years / Nat. Process / LNB	
Metadata Review	
FX Currency Rates	
Calc Status	
Tax Provision Overview Reports	
Group Filings Analysis	
Trend Reports	
Consolidating Reports	
Tax Reviewer - Actual Reports (Actual Scenario only)	
Tax Reviewer - Forecast Reports	
National Benefit Analysis	
Reports	
50b <F> ETR Schedule by Year	
50b1 <F> ETR Schedule by Qtr	
<input type="text"/>	
51b <F> ETR Summary by Year	
51b1 <F> ETR Summary by Qtr	
<input type="text"/>	
52b <F> ETR Rate Rec by Year	
52b1 <F> ETR Rate Rec by Qtr	
<input type="text"/>	
61b <F> DTA / DTL by Year (National only)	
61b1 <F> DTA / DTL by Months (National only)	
<input type="text"/>	
61c <F> DTA / DTL by Year (All JD's)	
61c1 <F> DTA / DTL by Months (All JD's)	
<input type="text"/>	
61d <F> DTA / DTL Nat/Local Split (All JD's)	
<input type="text"/>	
62b <F> Tax Accounts by Year	
62b1 <F> Tax Accounts by Qtr	
62b2 <F> Tax Accounts Any Period Compare	
<input type="text"/>	
62c <F> Tax Account Reconciliation	

## Dashboard Extender

### TXP\_SolutionHelper

This BR is used to control the schedules and reports dashboard POV. The “Sticky POV” concept BR’s are located here. As you create new dashboards and/or new dashboard components (parameters) that are in the toolbar, you will need to make updates in this BR. See the Reference Notes in the BR.

```
Properties Formula
19
20 Reference Notes
57
58 Namespace OneStream.BusinessRule.DashboardExtender.TXP_SolutionHelper
59 Public Class MainClass
60 Public Function Main(ByVal si As SessionInfo, ByVal globals As BRGlobals, ByVal api As Object, ByVal args As DashboardExtenderArgs) As Object
61 Try
62 Select Case args.FunctionType
63
64
65 Case Is = DashboardExtenderFunctionType.LoadDashboard
66
67
68 Notes
69
70
71
72
73
74
75
76
77
78
79
80
81
82
83
84
85
86
87
88
89
90
91
92
93
94
95
96
97
98
99
100
101
102
103
104
105
106
107
108
109
110
111
112
113
114
115
116
117
118
119
120
121
122
123
124
125
126
127
128
129
130
131
132
133
134
135
136
137
138
139
140
141
142
143
144
145
146
147
148
149
150
151
152
153
154
155
156
157
158
159
160
161
162
163
164
165
166
167
168
169
170
171
172
173
174
175
176
177
178
179
180
181
182
183
184
185
186
187
188
189
190
191
192
193
194
195
196
197
198
199
200
201
202
203
204
205
206
207
208
209
210
211
212
213
214
215
216
217
218
219
220
221
222
223
224
225
226
227
228
229
230
231
232
233
234
235
236
237
238
239
240
241
242
243
244
245
246
247
248
249
250
251
252
253
254
255
256
257
258
259
260
261
262
263
264
265
266
267
268
269
270
271
272
273
274
275
276
277
278
279
280
281
282
283
284
285
286
287
288
289
290
291
292
293
294
295
296
297
298
299
300
301
302
303
304
305
306
307
308
309
310
311
312
313
314
315
316
317
318
319
320
321
322
323
324
325
326
327
328
329
330
331
332
333
334
335
336
337
338
339
340
341
342
343
344
345
346
347
348
349
350
351
352
353
354
355
356
357
358
359
360
361
362
363
364
365
366
367
368
369
370
371
372
373
374
375
376
377
378
379
380
381
382
383
384
385
386
387
388
389
390
391
392
393
394
395
396
397
398
399
400
401
402
403
404
405
406
407
408
409
410
411
412
413
414
415
416
417
418
419
420
421
422
423
424
425
426
427
428
429
430
431
432
433
434
435
436
437
438
439
440
441
442
443
444
445
446
447
448
449
450
451
452
453
454
455
456
457
458
459
460
461
462
463
464
465
466
467
468
469
470
471
472
473
474
475
476
477
478
479
480
481
482
483
484
485
486
487
488
489
490
491
492
493
494
495
496
497
498
499
500
501
502
503
504
505
506
507
508
509
510
511
512
513
514
515
516
517
518
519
520
521
522
523
524
525
526
527
528
529
530
531
532
533
534

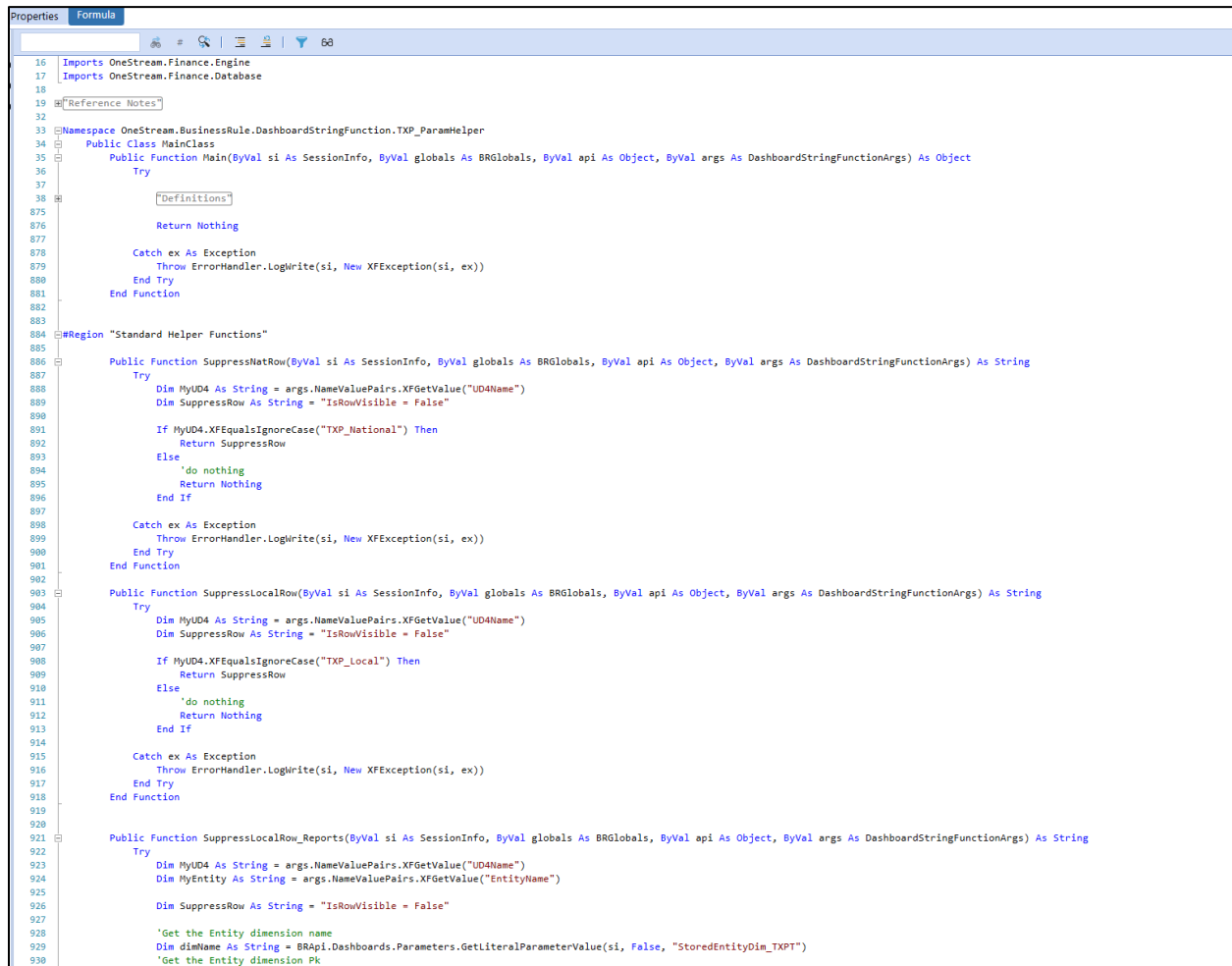
'-----
' DASHBOARD EVENT HANDLERS
'-----
If args.FunctionName.XFEqualsIgnoreCase("OnLoadDashboard") Then
If args.LoadDashboardTaskInfo.Reason = LoadDashboardReasonType.Initialize And args.LoadDashboardTaskInfo.Action = LoadDashboardActionType.BeforeFirstGetParameters Then
Dim loadDashboardTaskResult As New XLoadDashboardTaskResult()
ResetSetGlobalOptions(si, loadDashboardTaskResult.ModifiedCustomSubstVars)
loadDashboardTaskResult.ChangeCustomSubstVarsInDashboard = True
'-----
'PV620 SV200
'clear the ListOfGroups parameter - required when first opening the Home Page dashboard for reports (added in for release PV620 SV200)
loadDashboardTaskResult.ModifiedCustomSubstVars.Add("ListOfGroupsHP_new_TXP", String.Empty)
'-----
'PV620 SV200
'clear the ListOfReports parameter - required when going from one Report Group to another Report Group - prevents the report from staying when selecting another Report Group
loadDashboardTaskResult.ModifiedCustomSubstVars.Add("ListOfReports_BR_new_TXP", String.Empty)
'-----
'PV620 SV300
'Used to apply a "Sticky POV" so that the users POV gets used on all schedules
'to be updated for: Test to see if the "Sticky POV check box is selected
.
.
'Setup for the Sticky check box - populate the parameter with the UserState value
'SchLP01a, SchLP02a, Sch05 FC, Sch06 FC, Sch06a FC, Sch06a1 FC, Sch06b FC, Sch06b1 FC, Sch03 FC, SchLP03a FC,
.
Dim vSticky As String = String.Empty
Dim vStickyState As xUserInfoState = BRapi.State.GetUserState(si, False, ClientModuleType.Silverlight, Nothing, Nothing, "StickyCheckBox_TXP", String.Empty)
If Not vStickyState Is Nothing Then
vSticky = vStickyState.TextValue
Else
'default to "True" if there is no UserState for the Sticky check box
vSticky = "True"
End If
loadDashboardTaskResult.ModifiedCustomSubstVars.Add("StickyPOV_TXP", vSticky)
If vSticky.XFEqualsIgnoreCase("True") Then
StickyPOV = True / used in schedules
End If
' StickyPOV.XFEqualsIgnoreCase("True") Then
'-----
'No Sticky Check Box on these Reports
'-----
```



## Dashboard XFBR String

### TXP\_ParamHelper

This BR is used extensively to format the CV's, in parameters, in BR's, as well as to determine the POV combo boxes that are used in dashboard. Understanding this BR is extremely important. Please take the time to review its contents. See the Reference Notes in the BR.



```
16 Imports OneStream.Finance.Engine
17 Imports OneStream.Finance.Database
18
19 #Reference Notes
20
21
22
23 Namespace OneStream.BusinessRule.DashboardStringFunction.TXP_ParamHelper
24     Public Class MainClass
25         Public Function Main(ByVal si As SessionInfo, ByVal globals As BRGlobals, ByVal api As Object, ByVal args As DashboardStringFunctionArgs) As Object
26             Try
27                 #Definitions
28
29                 875
30                 Return Nothing
31                 877
32                 Catch ex As Exception
33                     Throw ErrorHandler.LogWrite(si, New XFException(si, ex))
34                 End Try
35             End Function
36
37 #Region "Standard Helper Functions"
38
39     Public Function SuppressNetRow(ByVal si As SessionInfo, ByVal globals As BRGlobals, ByVal api As Object, ByVal args As DashboardStringFunctionArgs) As String
40         Try
41             Dim MyUD4 As String = args.NameValuePairs.XFGetValue("UD4Name")
42             Dim SuppressRow As String = "IsRowVisible = False"
43
44             If MyUD4.XFEqualsIgnoreCase("TXP_National") Then
45                 Return SuppressRow
46             Else
47                 'do nothing
48                 Return Nothing
49             End If
50
51         Catch ex As Exception
52             Throw ErrorHandler.LogWrite(si, New XFException(si, ex))
53         End Try
54     End Function
55
56     Public Function SuppressLocalRow(ByVal si As SessionInfo, ByVal globals As BRGlobals, ByVal api As Object, ByVal args As DashboardStringFunctionArgs) As String
57         Try
58             Dim MyUD4 As String = args.NameValuePairs.XFGetValue("UD4Name")
59             Dim SuppressRow As String = "IsRowVisible = False"
60
61             If MyUD4.XFEqualsIgnoreCase("TXP_Local") Then
62                 Return SuppressRow
63             Else
64                 'do nothing
65                 Return Nothing
66             End If
67
68         Catch ex As Exception
69             Throw ErrorHandler.LogWrite(si, New XFException(si, ex))
70         End Try
71     End Function
72
73     Public Function SuppressLocalRow_Reports(ByVal si As SessionInfo, ByVal globals As BRGlobals, ByVal api As Object, ByVal args As DashboardStringFunctionArgs) As String
74         Try
75             Dim MyUD4 As String = args.NameValuePairs.XFGetValue("UD4Name")
76             Dim MyEntity As String = args.NameValuePairs.XFGetValue("EntityName")
77
78             Dim SuppressRow As String = "IsRowVisible = False"
79
80             'Get the Entity dimension name
81             Dim dimName As String = BRApi.Dashboards.Parameters.GetLiteralParameterValue(si, False, "StoredEntityDim_TXPT")
82             'Get the Entity dimension PK
```

## Extensibility Rules

### *SaveDataEventHandler*

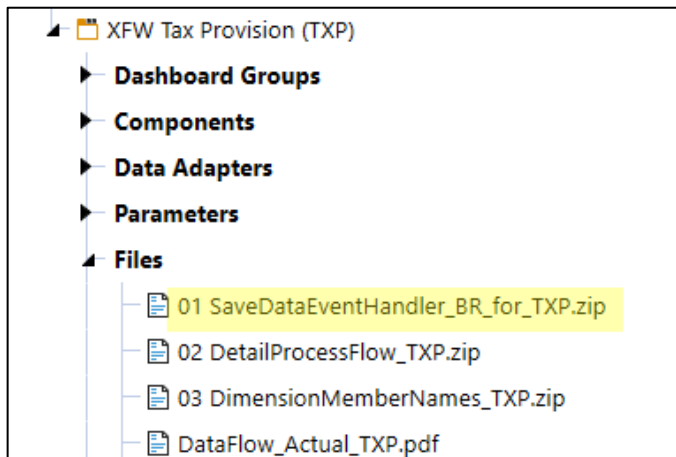
*SaveDataEventHandler* validates the year entered in Schedules 02, 03 and 04 on the “Save”. For Schedule 01f, it executes an “Impact Status” BR on the “Save”. You can only have one *SaveDataEventHandler* BR per application. You will overwrite the existing Business Rule if loaded directly into the system. For this reason, it is not included in the “zip” Package and must be uploaded manually for the solution to work properly. See the Reference Notes in the BR.

The Tax Provision Blueprint section in this BR first tests the application. This prevents other apps (i.e., Finance cube...) from getting an error message.

```
Dim CubeName As String = BRApi.Finance.Cubes.GetCubeInfo(si, oMyCellPK.CubeId ).Cube.Name
'Only execute on the tax Provision cube
If CubeName.XFEqualsIgnoreCase("XFW_TXP") Then
```

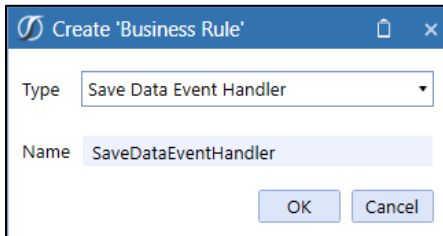
Check to see if the Business Rule exists. If it does not, create the *SaveDataEventHandler* Business Rule.

1. On the Application Dashboards tab, click **Dashboard Maintenance Units > XFW Tax Provision (TXP) > Files > 01 SaveDataEventHandler\_BR\_for\_TXP.zip**.



2. In the **General (File)** pane, click the **Download File** icon in the **Content File** row and select a location to save the file locally.
3. Open the file and copy the whole section after “**Try**” up to “**Return returnValue**”.
4. On the Application tab, click **Tools > Business Rules**.

5. Click **Create Business Rule**, select **Save Data Event Handler** from the **Type** list, and click **OK**.






The screenshot shows a dialog box titled "Create 'Business Rule'". It has a "Type" dropdown menu with "Save Data Event Handler" selected. Below it is a "Name" text box containing "SaveDataEventHandler". At the bottom right, there are "OK" and "Cancel" buttons.

6. Paste the text copied from the text file and click **Save**.



**Important!** Always add comments to any changes made to Business Rules. Document changes in the Rules and/or project documentation created to support maintenance processes for implemented design decisions.

**Note:** The file can also be located on the Settings dashboard under Detailed Implementation Files:

TAX PROVISION BLUEPRINT	
SETTINGS	
Global Setup	
Detailed Implementation Files	<p><b>SaveDataEventHandler BR:</b>  This BR can be either loaded into the app or cut-and-paste the code if the BR already exists.</p> <p><b>Detail Process Flow:</b>  Excel file with several tabs that explains: GF Flowchart / Workflow Profile setup / Sample WF upload Excel template / Sample OS Excel formulas...</p> <p><b>Dimension Member Names:</b>  Excel file with several tabs that explains which dimension members can be deleted, renamed...</p>


```

Properties Formula
19 #Region "Reference Notes"
20 .....
21 'Reference Code: SaveDataEventHandler
22 .....
23 'Description: Able to perform validation checks when a user Saves.
24 .....
25 'Usage: Usage: Used in the following CV's when a user "Saves" the year that they entered:
26 -> Sch01f Interim Reporting ETR Run Rate
27 -> Sch02_Set RTP_TXP
28 -> Sch03_TaxAttributes_TXP
29 -> Sch04_Payments Refunds_TXP
30 .....
31 'NOTE: PLEASE be very careful when using the SaveDataEventHandler BR
32 This BR will run after "every" save operation
33 You need to use this sparingly and be as specific as you can with the POV (narrow it done as much as possible)
34 The larger the POV you evaluate, the greater the change that you will impact performance
35 .....
36 'Created By: OneStream Software
37 'Date Modified: March-10-2023
38 .....
39 #End Region
40
41 Namespace OneStream.BusinessRule.SaveDataEventHandler.SaveDataEventHandler
42 Public Class MainClass
43 Public Function Main(ByVal si As SessionInfo, ByVal globals As BRGlobals, ByVal api As Object, ByVal args As SaveDataEventHandlerArgs) As Object
44 Try
45 .....
46 .....
47 'Uncomment out the line below to STOP the SaveDataEventHandler from executing
48 'Return Nothing
49 .....
50 Dim returnValue As Object = args.DefaultReturnValue
51 args.UseReturnValueFromBusinessRule = False
52 args.Cancel = False
53 .....
54 'Get the data value to be saved
55 Dim oCell As DataCell = args.NewDataCell
56 Dim oCellPK As DataCellPk = oCell.DataCellPk
57 Dim oMyCellPK As New DataCellPk(oCellPK)
58 .....
59 Dim CubeName As String = BRApi.Finance.Cubes.GetCubeInfo(si, oMyCellPK.CubeId).Cube.Name
60 'Only execute on the Tax Provision cube
61 .....
62 If CubeName.XFEqualsIgnoreCase("XFW_TXP") Then
63 .....
64 Dim SourceEntityName As String = BRApi.Finance.Members.GetMemberName(si, dimtype.Entity.Id, oMyCellPK.EntityId)
65 .....
66 Dim myWorkflowUnitPk As WorkflowUnitPk = BRApi.Workflow.General.GetWorkflowUnitPk(si)
67 Dim wYear As String = TimeDimHelper.GetYearFromId(myWorkflowUnitPk.TimeKey)
68 .....
69 Dim SeedYear_TXP As String = BRApi.Dashboards.Parameters.GetLiteralParameterValue(si, False, "StoredSeedYear_TXPT")
70 .....
71 'Make sure the year is valid
72 Dim YearLength As String = ""
73 Dim numCharsYr As Integer = 4
74 .....
75 Dim dCellYear As Decimal = 0
76 Dim dCellMonth As Decimal = 0
77 .....
78 .....
79 #Schedule 01f
126 .....
127 .....
128 #Schedule 02f
217 .....
218 .....
219 #Schedule 03f
316 .....
317 .....
318 #Schedule 04f
391 .....
392 .....
393 Return returnValue
394 .....
395 Else

```

## Cube Views

Cube Views are included for data entry and viewing. Modifying these Cube Views is permitted but may impact data collection and Form/Schedule rendering. Extreme caution is advised.



**Note:** It is recommended to retain all the original Cube Views. If a different setup for a Cube View is required, create a copy of the original Cube View.

Remember that the Forms / Schedules are dashboard driven and references a specific cube view through a Data Adapter. If you rename or create a new cube view, the associated dashboard data adapter may/will need to be updated.

<ul style="list-style-type: none"> <li>dat_Sch04_PaymentsRefunds_TXP</li> <li>dat_Sch04FC_PaymentsRefunds_TXP</li> <li><b>dat_Sch05_CurrentProvision_TXP</b></li> <li>dat_Sch05FC_CurrentProvision_TXP</li> <li>dat_Sch06a_DTR_SourceNatGross_TXP</li> <li>dat_Sch06a1FC_DTR_SourceNatGross_TXP</li> <li>dat_Sch06aFC_DTR_SourceNatGross_TXP</li> <li>dat_Sch06b_DTR_SourceNatTax_TXP</li> </ul>	<table border="1"> <tr><th colspan="2">General (Data Adapter)</th></tr> <tr><td>Name</td><td>dat_Sch05_CurrentProvision_TXP</td></tr> <tr><td>Description</td><td>Sch 5 - Current Provision</td></tr> <tr><td>Maintenance Unit</td><td>XFW Tax Provision (TXP)</td></tr> <tr><th colspan="2">Data Source</th></tr> <tr><td>Command Type</td><td>Cube View</td></tr> <tr><td>Cube View</td><td>Sch_05_Current Provision_TXP</td></tr> <tr><td>Data Table Per Cube View Row</td><td>True</td></tr> </table>	General (Data Adapter)		Name	dat_Sch05_CurrentProvision_TXP	Description	Sch 5 - Current Provision	Maintenance Unit	XFW Tax Provision (TXP)	Data Source		Command Type	Cube View	Cube View	Sch_05_Current Provision_TXP	Data Table Per Cube View Row	True
General (Data Adapter)																	
Name	dat_Sch05_CurrentProvision_TXP																
Description	Sch 5 - Current Provision																
Maintenance Unit	XFW Tax Provision (TXP)																
Data Source																	
Command Type	Cube View																
Cube View	Sch_05_Current Provision_TXP																
Data Table Per Cube View Row	True																

There are a few CV's (Sch 02, 03, 04 and 05) that show an explanation column. This column has been defined with the C#Local member so that when you change the currency from Local to USD, you still see the cell text comments. If you also need the ability to enter comments at the USD member, then remove the C#Local from the column.

<ul style="list-style-type: none"> <li>Sch_01c_TaxRates US U7_E_U1_TXP</li> <li>Sch_01c_TaxRates WF_TXP</li> <li>Sch_01c1Admin_TaxRates WF_TXP</li> <li>Sch_01c2Admin_TaxRates WF_TXP</li> <li>Sch_01d_TaxRates_Apptort_TXP</li> <li>Sch_01fa_Interim Reporting ETR Run Rate_TXP</li> <li>Sch_01fb_Interim Reporting ETR Run Rate_TXP</li> <li><b>Sch_02_RTP_TXP</b></li> <li>Sch_02_Set RTP DB_TXP</li> <li>Sch_02_Set RTP_TXP</li> <li>Sch_02a_Set RTP_TXP</li> <li>Sch_03_TaxAttributes_TXP</li> <li>Sch_04_Payments Refunds_TXP</li> <li>Sch_05_Current Provision_TXP</li> <li>Sch_06a_DTR SourceGross_TXP</li> <li>Sch_06b_DTR SourceTax_TXP</li> <li>Sch_06c_DTR TotSourceGross_TXP</li> </ul>	<table border="1"> <tr><th colspan="10">Rows and Columns</th></tr> <tr><td colspan="10">Layout</td></tr> <tr><td colspan="10">T</td></tr> <tr> <th>Default</th> <th>Blank 01</th> <th>CalcStatus</th> <th>Blank 02</th> <th>TXP_TaxYear</th> <th>TXP_Amount</th> <th>Blank 03</th> <th>Explanation</th> <th>Blank 04</th> <th>Blank 05</th> </tr> <tr><td>TXP_PY Title</td><td>9,999.99</td><td>9,999.99</td><td>9,999.99</td><td>9,999.99</td><td>9,999.99</td><td>9,999.99</td><td>9,999.99</td><td>9,999.99</td><td>9,999.99</td></tr> <tr><td>TXP_Cash Payments Title</td><td>9,999.99</td><td>9,999.99</td><td>9,999.99</td><td>9,999.99</td><td>9,999.99</td><td>9,999.99</td><td>9,999.99</td><td>9,999.99</td><td>9,999.99</td></tr> <tr><td>TXP_Cash Payments</td><td>9,999.99</td><td>9,999.99</td><td>9,999.99</td><td>9,999.99</td><td>9,999.99</td><td>9,999.99</td><td>9,999.99</td><td>9,999.99</td><td>9,999.99</td></tr> <tr><td>TXP_Tot Cash Payments</td><td>9,999.99</td><td>9,999.99</td><td>9,999.99</td><td>9,999.99</td><td>9,999.99</td><td>9,999.99</td><td>9,999.99</td><td>9,999.99</td><td>9,999.99</td></tr> <tr><td>TXP_Refunds Title</td><td>9,999.99</td><td>9,999.99</td><td>9,999.99</td><td>9,999.99</td><td>9,999.99</td><td>9,999.99</td><td>9,999.99</td><td>9,999.99</td><td>9,999.99</td></tr> <tr><td>TXP_Refunds</td><td>9,999.99</td><td>9,999.99</td><td>9,999.99</td><td>9,999.99</td><td>9,999.99</td><td>9,999.99</td><td>9,999.99</td><td>9,999.99</td><td>9,999.99</td></tr> <tr><td>TXP_Tot Refunds</td><td>9,999.99</td><td>9,999.99</td><td>9,999.99</td><td>9,999.99</td><td>9,999.99</td><td>9,999.99</td><td>9,999.99</td><td>9,999.99</td><td>9,999.99</td></tr> </table> <table border="1"> <tr><th colspan="2">Member Filters</th></tr> <tr><td>Column</td><td>Explanation</td></tr> <tr><td>Flow</td><td>C#Local:#TXP_TxRec_Input:Name("Brief Explanation")</td></tr> <tr><td>(Not Used)</td><td>Level 2: Member Filter</td></tr> </table>	Rows and Columns										Layout										T										Default	Blank 01	CalcStatus	Blank 02	TXP_TaxYear	TXP_Amount	Blank 03	Explanation	Blank 04	Blank 05	TXP_PY Title	9,999.99	9,999.99	9,999.99	9,999.99	9,999.99	9,999.99	9,999.99	9,999.99	9,999.99	TXP_Cash Payments Title	9,999.99	9,999.99	9,999.99	9,999.99	9,999.99	9,999.99	9,999.99	9,999.99	9,999.99	TXP_Cash Payments	9,999.99	9,999.99	9,999.99	9,999.99	9,999.99	9,999.99	9,999.99	9,999.99	9,999.99	TXP_Tot Cash Payments	9,999.99	9,999.99	9,999.99	9,999.99	9,999.99	9,999.99	9,999.99	9,999.99	9,999.99	TXP_Refunds Title	9,999.99	9,999.99	9,999.99	9,999.99	9,999.99	9,999.99	9,999.99	9,999.99	9,999.99	TXP_Refunds	9,999.99	9,999.99	9,999.99	9,999.99	9,999.99	9,999.99	9,999.99	9,999.99	9,999.99	TXP_Tot Refunds	9,999.99	9,999.99	9,999.99	9,999.99	9,999.99	9,999.99	9,999.99	9,999.99	9,999.99	Member Filters		Column	Explanation	Flow	C#Local:#TXP_TxRec_Input:Name("Brief Explanation")	(Not Used)	Level 2: Member Filter
Rows and Columns																																																																																																																							
Layout																																																																																																																							
T																																																																																																																							
Default	Blank 01	CalcStatus	Blank 02	TXP_TaxYear	TXP_Amount	Blank 03	Explanation	Blank 04	Blank 05																																																																																																														
TXP_PY Title	9,999.99	9,999.99	9,999.99	9,999.99	9,999.99	9,999.99	9,999.99	9,999.99	9,999.99																																																																																																														
TXP_Cash Payments Title	9,999.99	9,999.99	9,999.99	9,999.99	9,999.99	9,999.99	9,999.99	9,999.99	9,999.99																																																																																																														
TXP_Cash Payments	9,999.99	9,999.99	9,999.99	9,999.99	9,999.99	9,999.99	9,999.99	9,999.99	9,999.99																																																																																																														
TXP_Tot Cash Payments	9,999.99	9,999.99	9,999.99	9,999.99	9,999.99	9,999.99	9,999.99	9,999.99	9,999.99																																																																																																														
TXP_Refunds Title	9,999.99	9,999.99	9,999.99	9,999.99	9,999.99	9,999.99	9,999.99	9,999.99	9,999.99																																																																																																														
TXP_Refunds	9,999.99	9,999.99	9,999.99	9,999.99	9,999.99	9,999.99	9,999.99	9,999.99	9,999.99																																																																																																														
TXP_Tot Refunds	9,999.99	9,999.99	9,999.99	9,999.99	9,999.99	9,999.99	9,999.99	9,999.99	9,999.99																																																																																																														
Member Filters																																																																																																																							
Column	Explanation																																																																																																																						
Flow	C#Local:#TXP_TxRec_Input:Name("Brief Explanation")																																																																																																																						
(Not Used)	Level 2: Member Filter																																																																																																																						

Most of the cube views have the Default setting "ShowDimensionImages = False" which means you do not see a dimension icon in the column header or row header. This can be changed on a CV-by-CV basis.

Default	Blank PYM12	NatFiler_PYM12
Header	9,999.99	9,999.99
Base Entities and Filers	9,999.99	9,999.99

Formatting	
Cube View	
Formatting	
Header Format	ShowDimensionImages = False
Cell Format	

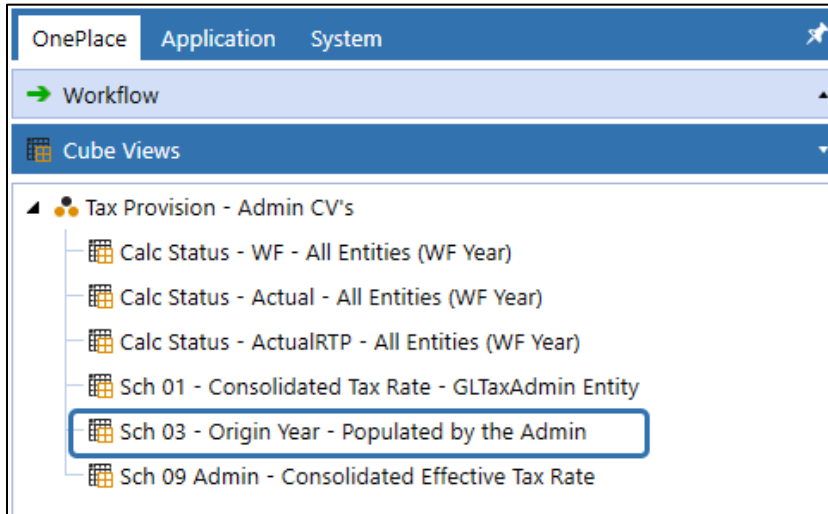
## Cube View Groups

The following Cube View (CV) Groups & Profiles are included in the Tax Provision Blueprint app.

- ▲ **Cube View Groups**
  - ▶ ● XFW\_Tax Admin CV (TXP)
  - ▶ ● XFW\_Tax Admin Reports (TXP)
  - ▶ ● XFW\_Tax CV's Admin Workflow Actual (TXP)
  - ▶ ● XFW\_Tax CV's All Workflows Actual (TXP)
  - ▶ ● XFW\_Tax CV's All Workflows FCST (TXP)
  - ▶ ● XFW\_Tax Forms Actual (TXP)
  - ▶ ● XFW\_Tax Forms FCST (TXP)
  - ▶ ● XFW\_Tax Forms Linked CV Actual (TXP)
  - ▶ ● XFW\_Tax Forms Linked CV FCST (TXP)
  - ▶ ● XFW\_Tax Metadata Hierarchies (TXP)
  - ▶ ● XFW\_Tax National Benefit Analysis (TXP)
  - ▶ ● XFW\_Tax Reports Actual (TXP)
  - ▶ ● XFW\_Tax Reports Other (TXP)
  - ▶ ● XFW\_Tax\_Reviewer\_Monthly\_Reports Actual (TXP)
  - ▶ ● XFW\_Tax\_Reviewer\_Monthly\_Reports FCST (TXP)
  - ▶ ● XFW\_Templates\_Rows Actual (TXP)
  - ▶ ● XFW\_Templates\_Rows FCST (TXP)
- ▲ **Cube View Profiles**
  - ▶ ● XFW\_Tax Admin CV Actual (TXP)
  - ▶ ● XFW\_Tax Admin Reports (TXP)
  - ▶ ● XFW\_Tax CV's Admin Workflow Actual (TXP)
  - ▶ ● XFW\_Tax CV's Admin Workflow FCST (TXP)
  - ▶ ● XFW\_Tax CV's All Workflows Actual (TXP)
  - ▶ ● XFW\_Tax CV's All Workflows FCST (TXP)
  - ▶ ● XFW\_Tax Forms Actual (TXP)
  - ▶ ● XFW\_Tax Forms FCST (TXP)
  - ▶ ● XFW\_Tax National Benefit Analysis (TXP)
  - ▶ ● XFW\_Tax Reports Actual (TXP)
  - ▶ ● XFW\_Tax Reports Monthly Actual (TXP)
  - ▶ ● XFW\_Tax Reports Monthly FCST (TXP)
  - ▶ ● XFW\_Tax Reports Other (TXP)
  - ▶ ● XFW\_Tax\_Metadata Hierarchies (TXP)

**XFW\_Tax Admin CV (TXP)** helps the admin set the Origin Year in Schedule 03. You must perform a **Force Calculate** to populate the origin year for each period. The admin can do a Force Calculate in the last period to do the whole year at once. This would be a yearly process for the Admin.

This Cube View is available in OnePlace under **Cube Views**.



Data Explorer - Sch\_03\_OriginYear\_TXP

Schedule 03 - Tax Attribute Origin Year Detail for: TXP\_GLTaxAdmin (Global Tax Admin)

	TXP_FCST_M5	TXP_FCST_M5	TXP_FCST_M5	TXP_FCST_M5	TXP_FCST_M5	TXP_FCST_M5	TXP_FCST_M5	TXP_FCST_M5	TXP_FCST_M5	TXP_FCST_M5	TXP_FCST_M5	TXP_FCST_M5
	Jan 2021	Feb 2021	Mar 2021	Apr 2021	May 2021	Jun 2021	Jul 2021	Aug 2021	Sep 2021	Oct 2021	Nov 2021	Dec 2021
TXP_CurrentYearLess20 - CY > -19												
TXP_CurrentYearLess19 - CY - 19	2002	2002	2002	2002	2002	2002	2002	2002	2002	2002	2002	2002
TXP_CurrentYearLess18 - CY - 18	2003	2003	2003	2003	2003	2003	2003	2003	2003	2003	2003	2003
TXP_CurrentYearLess17 - CY - 17	2004	2004	2004	2004	2004	2004	2004	2004	2004	2004	2004	2004
TXP_CurrentYearLess16 - CY - 16	2005	2005	2005	2005	2005	2005	2005	2005	2005	2005	2005	2005
TXP_CurrentYearLess15 - CY - 15	2006	2006	2006	2006	2006	2006	2006	2006	2006	2006	2006	2006
TXP_CurrentYearLess14 - CY - 14	2007	2007	2007	2007	2007	2007	2007	2007	2007	2007	2007	2007
TXP_CurrentYearLess13 - CY - 13	2008	2008	2008	2008	2008	2008	2008	2008	2008	2008	2008	2008
TXP_CurrentYearLess12 - CY - 12	2009	2009	2009	2009	2009	2009	2009	2009	2009	2009	2009	2009
TXP_CurrentYearLess11 - CY - 11	2010	2010	2010	2010	2010	2010	2010	2010	2010	2010	2010	2010
TXP_CurrentYearLess10 - CY - 10	2011	2011	2011	2011	2011	2011	2011	2011	2011	2011	2011	2011
TXP_CurrentYearLess9 - CY - 9	2012	2012	2012	2012	2012	2012	2012	2012	2012	2012	2012	2012
TXP_CurrentYearLess8 - CY - 8	2013	2013	2013	2013	2013	2013	2013	2013	2013	2013	2013	2013
TXP_CurrentYearLess7 - CY - 7	2014	2014	2014	2014	2014	2014	2014	2014	2014	2014	2014	2014
TXP_CurrentYearLess6 - CY - 6	2015	2015	2015	2015	2015	2015	2015	2015	2015	2015	2015	2015
TXP_CurrentYearLess5 - CY - 5	2016	2016	2016	2016	2016	2016	2016	2016	2016	2016	2016	2016
TXP_CurrentYearLess4 - CY - 4	2017	2017	2017	2017	2017	2017	2017	2017	2017	2017	2017	2017
TXP_CurrentYearLess3 - CY - 3	2018	2018	2018	2018	2018	2018	2018	2018	2018	2018	2018	2018
TXP_CurrentYearLess2 - CY - 2	2019	2019	2019	2019	2019	2019	2019	2019	2019	2019	2019	2019
TXP_CurrentYearLess1 - CY - 1	2020	2020	2020	2020	2020	2020	2020	2020	2020	2020	2020	2020
TXP_CurrentYear - CY	2021	2021	2021	2021	2021	2021	2021	2021	2021	2021	2021	2021

**XFW\_Tax Admin Reports (TXP)** show the FX exchange rates used as well as the Calc Status of the entities. They are available in OnePlace in the Dashboards section.

The screenshot shows the OnePlace application interface. The left sidebar contains the following navigation options:

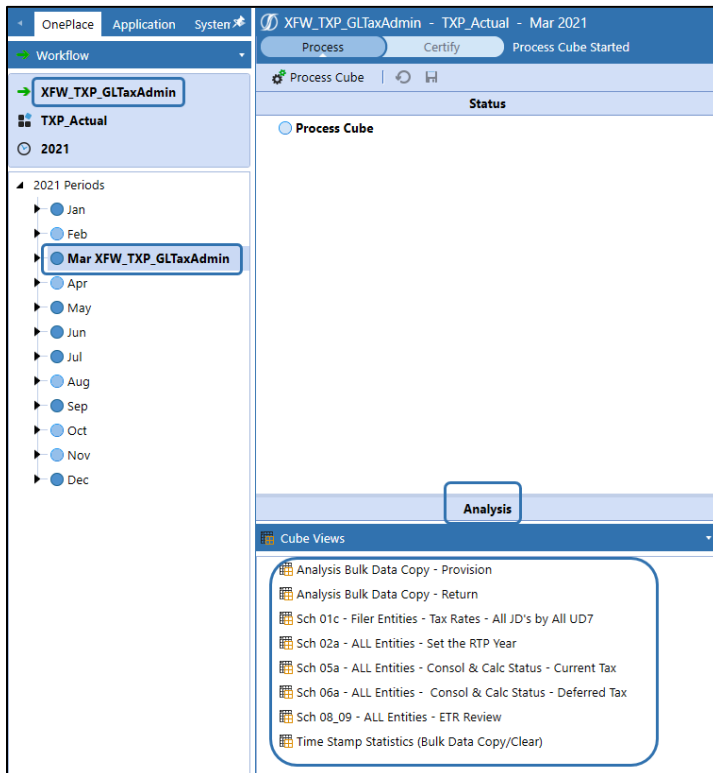
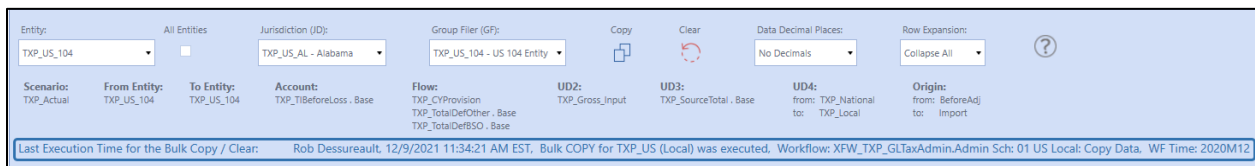
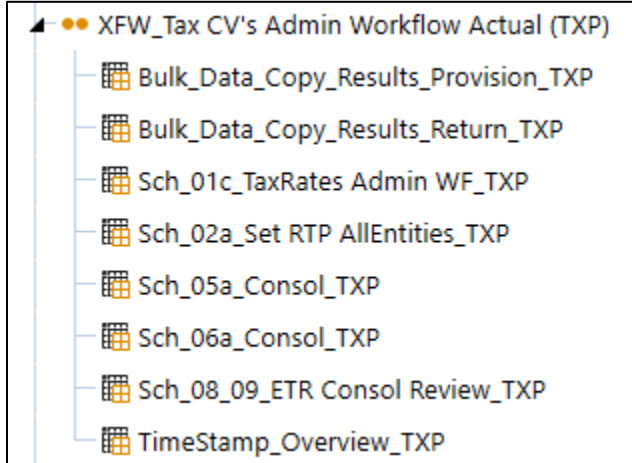
- Workflow
- Cube Views
- Dashboards
- Tax Provision Blueprint
  - Tax Provision Blueprint

The main content area displays the 'Dashboard - Tax Provision Blueprint' page. The page title is 'TAX PROVISION BLUEPRINT'. Below the title, there is a 'HOME' section and a 'Report Groups' section. The 'Report Groups' section lists the following items:

- TAX PROVISION BLUEPRINT SOLUTION
- Overview of Rates / RTP Years / Nat. Process / LNB
- Metadata Review
- FX Currency Rates** (highlighted with a blue box)
- Calc Status
- Tax Provision Overview Reports
- Group Filings Analysis
- Trend Reports
- Consolidating Reports
- Tax Reviewer - Actual Reports (Actual Scenario only)
- Tax Reviewer - Forecast Reports
- National Benefit Analysis













**XFW\_Tax CV's Admin Workflow Actual (TXP)** includes Admin Cube Views that are (1) used to capture date and time stamps when the bulk copy/clear is performed and (2) available at the parent level workflow in the Analysis section.

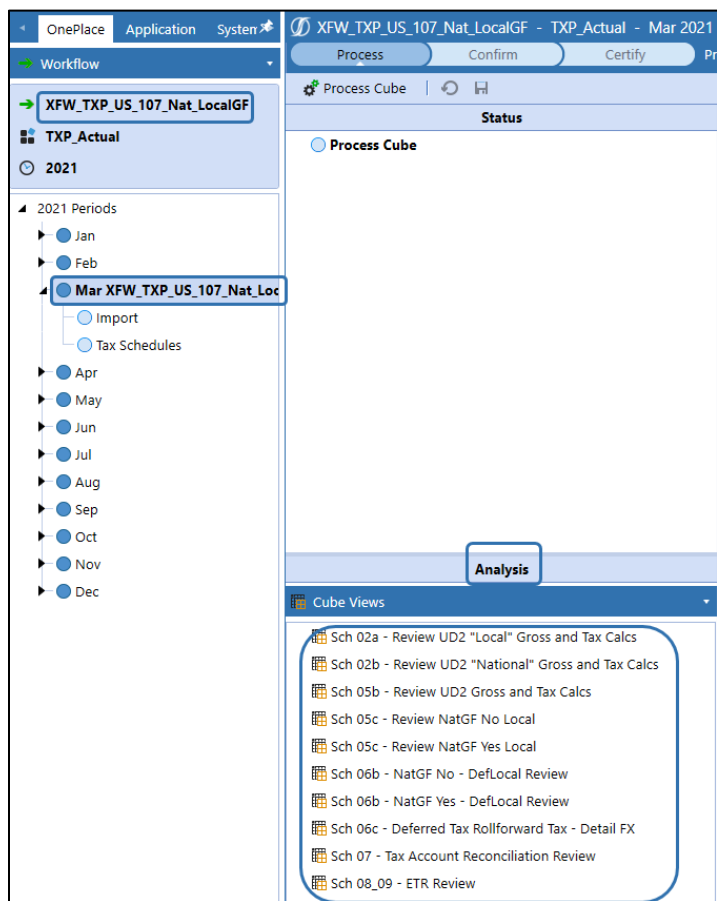


**Note:** Sch 08\_09 - ETR Consol Review\_TXP has columns that are hard coded to the entities in the Tax Provision Blueprint app. You will need to change these hard coded entities to entities in your app. Entities to look for and update in your app are: E#TXP\_Legal\_CTX, E#TXP\_Domestic\_Total and E#TXP\_Intl\_Total.

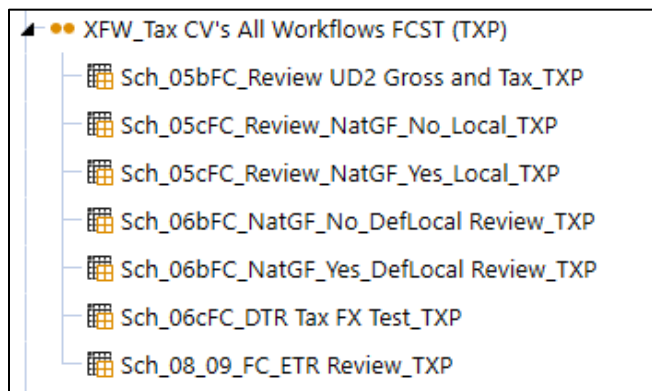
Default	TXP_GLTaxAdmin	Blank01	TXP_Legal_CTX	Blank02	TXP_Domestic_Total	TXP_Domestic_Total Base	Blank03	TXP_Intl_Total	TXP_Intl_Total Base
CalcStatus	9,999.99	9,999.99	9,999.99	9,999.99	9,999.99	9,999.99	9,999.99	9,999.99	9,999.99
Blank041	9,999.99	9,999.99	9,999.99	9,999.99	9,999.99	9,999.99	9,999.99	9,999.99	9,999.99
TXP_ConsolTaxRate	9,999.99	9,999.99	9,999.99	9,999.99	9,999.99	9,999.99	9,999.99	9,999.99	9,999.99
TXP_CRate	9,999.99	9,999.99	9,999.99	9,999.99	9,999.99	9,999.99	9,999.99	9,999.99	9,999.99
Blank042	9,999.99	9,999.99	9,999.99	9,999.99	9,999.99	9,999.99	9,999.99	9,999.99	9,999.99

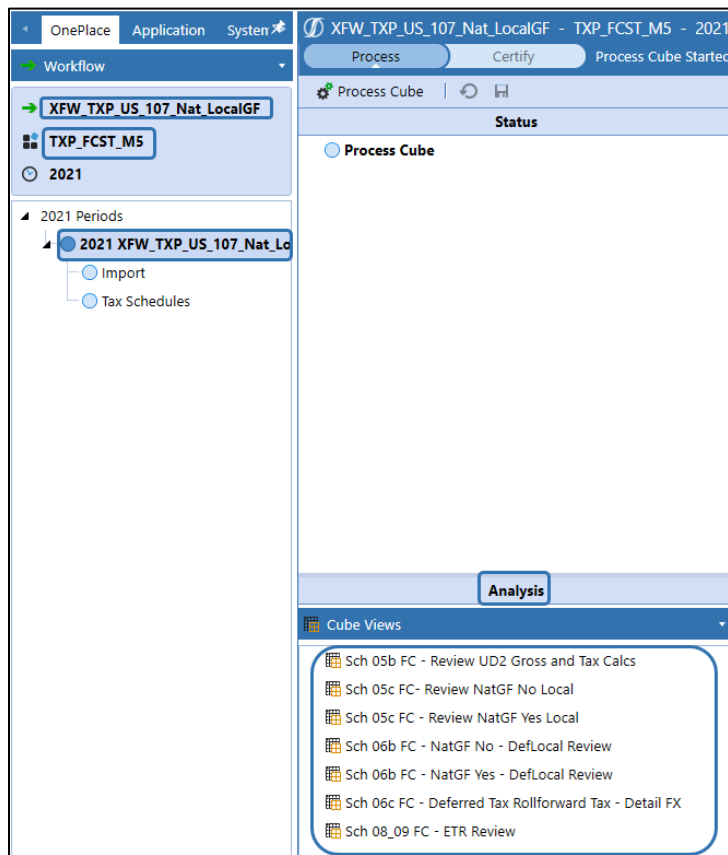
**XFW\_Tax CV's All Workflows Actual (TXP)** includes general Cube Views that are available at the parent level workflow in the Analysis section.

-  Sch\_02a\_Review UD2 Local Gross and Tax\_TXP
-  Sch\_02b\_Review UD2 National Gross and Tax\_TXP
-  Sch\_05b\_Review UD2 Gross and Tax\_TXP
-  Sch\_05c\_Review\_NatGF\_No\_Local\_TXP
-  Sch\_05c\_Review\_NatGF\_Yes\_Local\_TXP
-  Sch\_06b\_NatGF\_No\_DefLocal Review\_TXP
-  Sch\_06b\_NatGF\_Yes\_DefLocal Review\_TXP
-  Sch\_06c\_DTR Tax FX Test\_TXP
-  Sch\_07\_TaxAcctRec Review\_TXP
-  Sch\_08\_09\_ETR Review\_TXP



**XFW\_Tax CV's All Workflows FCST (TXP)** includes general Forecast Cube Views that are available at the parent level workflow in the Analysis section.





**XFW\_Tax Forms Actual (TXP)** are used for the Tax Provision Blueprint Schedules, where Tax data is input through a variety of available methods and then calculated. In general, data flows from Schedule 01 (Tax Rates) through to Schedule 18 (Interim Reporting Rate Reconciliation). Each data point is entered only **once** and flows through to all the required data points. The results may be viewed in Forms and/or Reports.

The Forms are designed so that regardless of the Jurisdiction (National or Local) only one Form is required. This is handled primarily by the use of parameters. Certain rows or columns will appear or suppress based on the jurisdiction. These Local JD rows or columns will appear with Dark Blue text.

Entity:	Jurisdiction (JD):	Group Filer (GF):	Source:	Jurisdiction Type:	Currency:	Decimal Places:
TXP_US_107	TXP_US_GA - Georgia	TXP_US_Total	Source	TXP_Local	Local	No Decimals
<b>Schedule 5 - Mar 2020 Current Provision for: US 107 Entity - JD: Georgia - Currency: Local</b>						
		Import	Manual Adjust	Provision	Brief Explanation of Adjustment	
TXP_PD0025 - Dividends Received Deduction 80% - PD	TXP_Gross_Input	1,000		1,000		
TXP_PD0030 - Dividends Received Deduction 70% - PD	TXP_Gross_Input	(400)		(400)		
TXP_PD0035 - Nondeductible Meals and Entertainment - PD	TXP_Gross_Input	(34,000)		(34,000)		
TXP_PD0040 - Lobbying Expenses - PD	TXP_Gross_Input	14,000	(1,000)	13,000		
TXP_PDL0001 - Local Permanent Differences 1 - PD	TXP_Gross_Input	4,000		4,000		
TXP_PDL0002 - Local Permanent Differences 2 - PD	TXP_Gross_Input					
TXP_PDL0003 - Local Permanent Differences 3 - PD	TXP_Gross_Input		600	600		
<b>Total Permanent Differences</b>	<b>TXP_Gross_Input</b>	<b>(111,400)</b>	<b>(400)</b>	<b>(111,800)</b>		
<b>Total Taxable Income Before Temps</b>	<b>TXP_Gross_Input</b>	<b>768,600</b>	<b>19,600</b>	<b>788,200</b>		
TXP_TD0005 - Tax Depreciation - TD (to Sch 6a)	TXP_Gross_Input	7,000		7,000		

Certain rows or columns will appear with Purple text to highlight that they are “Discrete” items.

Entity: TXP\_US\_107    Sticky POV    Jurisdiction (JD): TXP\_US\_GA - Georgia    Group Filer (GF): TXP\_US\_107    Select a Period: Dec 2021    No Input Periods: 3    Source: Source    Jurisdiction Type: TXP\_Local    Currency: Local    Show Curr Code: No    Data Decimal Places: 2 Decimals

See the attached linked CV for monthly detail. This schedule is Read-Only.

**Schedule 06a FC - SUMMARY DTR Gross for: US 107 Entity - JD: Georgia**

	TXP_FCST_M5 Dec 2021 YTD	TXP_FCST_M5 Dec 2021 YTD	TXP_FCST_M5 Dec 2021 YTD	TXP_FCST_M5 Dec 2021 YTD	TXP_FCST_M5 Dec 2021 YTD	TXP_FCST_M5 Dec 2021 YTD
Opening Balance			Other Adj. Open 1 - Discrete	Other Adj. Open 2 - Discrete	Return True-Up (from Sch 2)	Total Adjusted Opening
TXP_US_107	TXP_US_107	TXP_US_107	TXP_US_107	TXP_US_107	TXP_US_107	TXP_US_107
Linked CV	Linked CV	Linked CV	Linked CV	Linked CV	Linked CV	Linked CV
CALC STATUS	OK	OK	OK	OK	OK	OK
TXP_TD0005 - Tax Depreciation - TD	(40,100.00)				(2,300.00)	(42,400.00)
TXP_TD0010 - Book Depreciation - TD	(760.00)	1,497.20			2,000.00	2,737.20
TXP_TD0015 - Tax Gain / Loss on Sale of Assets - TD	12,900.00	(400.00)			500.00	13,000.00
TXP_TD0020 - Book Gain / Loss on Sale of Assets - TD	7,210.00					7,210.00
TXP_TD0025 - Bad Debt Reserve - TD	(25,100.00)	(7,486.00)			-	(32,586.00)
TXP_TD0030 - Legal Fee Reserve - TD	(7,900.00)				1,250.00	(6,650.00)
TXP_TD0035 - Contingency Reserve - TD	(7,100.00)				900.00	(6,200.00)
TXP_TD0040 - Accrued Incentive Compensation - TD	12,850.00	(2,262.60)			600.00	11,187.40
TXP_TD0045 - Deferred Compensation - TD	(16,350.00)				1,200.00	(15,150.00)
TXP_TD0050 - Long Term Incentive Plan - TD	(11,250.00)				4,900.00	(6,350.00)
TXP_TD0001_Dscr - Temporary Difference 1 - Discrete - TD						
TXP_TD0040_Dscr - Accrued Incentive Compensation - Discrete - TD			4,500.00			4,500.00
TXP_TDL0001 - Local Temporary Difference 1 - TD	(5,570.00)	(7,825.44)			1,470.00	(11,925.44)
TXP_TDL0002 - Local Temporary Difference 2 - TD						
TXP_TDL0003 - Local Temporary Difference 3 - TD	2,500.00					2,500.00
TXP_TDL0003_Dscr - Local Temporary Difference 3 - Discrete - TD						
TXP_TDL0010_Dscr - Local Temporary Difference 10 - Discrete - TD			3,500.00			3,500.00
<b>Total Temporary Differences</b>	<b>(78,670.00)</b>	<b>(16,476.84)</b>	<b>8,000.00</b>		<b>10,520.00</b>	<b>(76,626.84)</b>
TXP_TaxLossCV0001	(3,600.00)					(3,600.00)
<b>Total Tax Losses Current Year</b>	<b>(3,600.00)</b>					<b>(3,600.00)</b>

The Forms require minimal changes when following the recommended metadata setup.

Restricting data cell input in the Forms is primarily controlled either using No Input Business Rules or setting the intercompany dimension to I#Top.

The use of Row Overrides and Column Overrides are used extensively throughout the CV's.

Default	TXP_Est PY Return Loc	TXP_Fed Prov Loc	TXP_Cur Exp RTP Var Loc
RTP_Year	9,999.99	9,999.99	9,999.99
TXP_MemoRTP2	9,999.99	9,999.99	9,999.99
TXP_ReturnRate_Apport	9,999.99	9,999.99	9,999.99
TXP_ReturnRate	9,999.99	9,999.99	9,999.99
TXP_CYRate_Apport	9,999.99	9,999.99	9,999.99

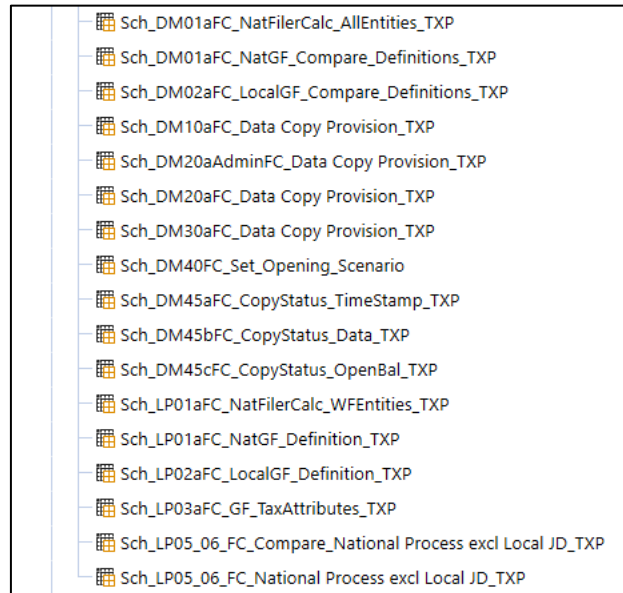
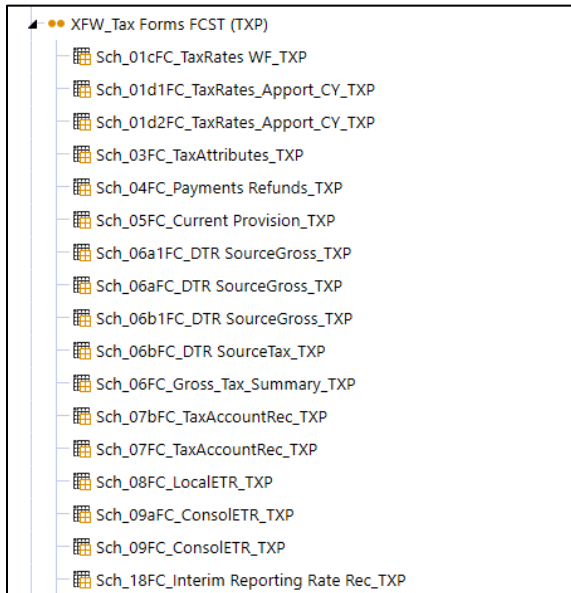
  

Member Filters	Formatting	Data	Sharing	Row Overrides
Row		TXP_Cur Exp RTP Var Loc		
Row Override 1				
Row Range (e.g., 'Row3, Row7-Row9')		RTP_Year-TXP_CYRate, TXP_MemoRTP		
Member Filter				
Cell Format		Blank_Data_TXP!		
Cell Type		(Use Default)		
List Parameter				
Row Override 2				
Row Range		TXP_CurTaxRet, TXP_AdjustmentRTP_Total		
Member Filter				
Cell Format		DataCellOutline_WithinSch_TXP!		
Cell Type		(Use Default)		
List Parameter				

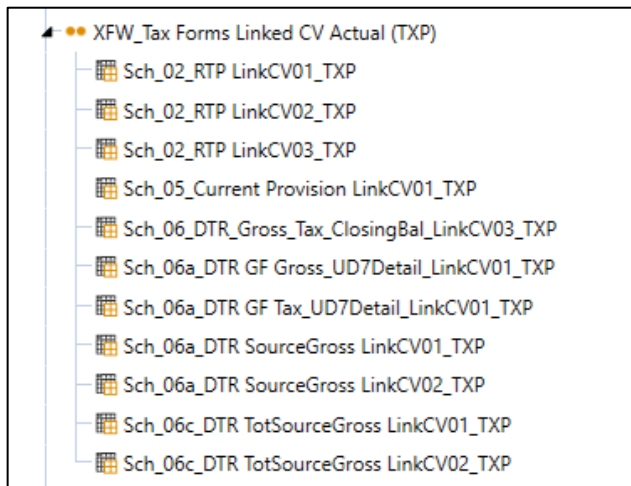
- XFW\_Tax Forms Actual (TXP)
  - Sch\_01\_TaxRates WF\_TXP
  - Sch\_01\_TaxRates WFFiler Only\_TXP
  - Sch\_01a\_TaxRates WF\_TXP
  - Sch\_01aCY\_TaxRates WF\_TXP
  - Sch\_01b\_TaxRates WF National\_TXP
  - Sch\_01c\_TaxRates AE E\_U1\_U7\_TXP
  - Sch\_01c\_TaxRates CA E\_U1\_U7\_TXP
  - Sch\_01c\_TaxRates CA E\_U7\_U1\_TXP
  - Sch\_01c\_TaxRates CA U1\_E\_U7\_TXP
  - Sch\_01c\_TaxRates CA U7\_E\_U1\_TXP
  - Sch\_01c\_TaxRates DE E\_U1\_TXP
  - Sch\_01c\_TaxRates DE U1\_E\_TXP
  - Sch\_01c\_TaxRates LU E\_U1\_U7\_TXP
  - Sch\_01c\_TaxRates LU U1\_E\_U7\_TXP
  - Sch\_01c\_TaxRates UK E\_U1\_TXP
  - Sch\_01c\_TaxRates US E\_U1\_U7\_TXP
  - Sch\_01c\_TaxRates US E\_U7\_U1\_TXP
  - Sch\_01c\_TaxRates US U1\_E\_U7\_TXP
  - Sch\_01c\_TaxRates US U7\_E\_U1\_TXP
  - Sch\_01c\_TaxRates WF\_TXP
  - Sch\_01c1Admin\_TaxRates WF\_TXP
  - Sch\_01c2Admin\_TaxRates WF\_TXP
  - Sch\_01d\_TaxRates Apport\_TXP
  - Sch\_01fa\_Interim Reporting ETR Run Rate\_TXP
  - Sch\_01fb\_Interim Reporting ETR Run Rate\_TXP
  - Sch\_02\_RTP\_TXP
  - Sch\_02\_Set RTP DB\_TXP
  - Sch\_02\_Set RTP\_TXP
  - Sch\_02a\_Set RTP\_TXP
  - Sch\_03\_TaxAttributes\_TXP
  - Sch\_04\_Payments Refunds\_TXP
  - Sch\_05\_Current Provision\_TXP
  - Sch\_06a\_DTR SourceGross\_TXP
  - Sch\_06b\_DTR SourceTax\_TXP
  - Sch\_06c\_DTR TotSourceGross\_TXP
  - Sch\_06d\_DTR\_TotSourceTax\_TXP
  - Sch\_07\_TaxAccountRec\_TXP
  - Sch\_07b\_TaxAccountRec\_TXP

- Sch\_08\_LocalETR\_TXP
- Sch\_09\_ConsoleTR\_TXP
- Sch\_09a\_ConsoleTR\_TXP
- Sch\_10\_Applied Interim Reporting Run Rate\_TXP
- Sch\_18\_Interim Reporting Rate Rec\_TXP
- Sch\_DM01a\_NatFilerCalc\_AllEntities\_TXP
- Sch\_DM01a\_NatGF\_Copy\_Definitions\_TXP
- Sch\_DM01b\_NatGF\_Summary\_Definitions\_TXP
- Sch\_DM01b1\_NatGF\_Summary\_Definitions\_TXP
- Sch\_DM01b2\_NatGF\_Compare\_Definitions\_TXP
- Sch\_DM02a\_LocalGF\_Copy\_Definitions\_TXP
- Sch\_DM02b\_LocalGF\_Summary\_Definitions\_TXP
- Sch\_DM02b1\_LocalGF\_Summary\_Definitions\_TXP
- Sch\_DM02b2\_LocalGF\_Compare\_Definitions\_TXP
- Sch\_DM10a\_Data Copy Provision\_TXP
- Sch\_DM11a\_NatGF\_Copy\_Definitions\_TXP
- Sch\_DM12a\_LocalGF\_Copy\_Definitions\_TXP
- Sch\_DM20a\_Data Copy Provision\_TXP
- Sch\_DM20aAdmin\_Data Copy Provision\_TXP
- Sch\_DM20b\_Data Copy Return\_TXP
- Sch\_DM20b2\_Data Copy Return\_TXP
- Sch\_DM30a\_Data Copy Provision\_TXP
- Sch\_DM30b\_Data Copy Return\_TXP
- Sch\_DM30b1\_Data Copy Return\_TXP
- Sch\_LNB\_TXP
- Sch\_LP01a\_NatFilerCalc\_WFEntities\_TXP
- Sch\_LP01a\_NatGF\_Definition\_TXP
- Sch\_LP02a\_LocalGF\_Definition\_TXP
- Sch\_LP02b\_LocalGF\_Def\_Jurisdiction\_TXP
- Sch\_LP02c\_LocalGF\_Def\_Entity\_TXP
- Sch\_LP03a\_GF\_TaxAttributes\_TXP
- Sch\_LP05\_06\_National Process excl Local JD\_TXP
- Sch\_LP11a\_NatGF\_Definition\_TXP
- Sch\_LP12a\_LocalGF\_Definition\_TXP
- Sch\_LP12c\_LocalGF\_Def\_Entity\_TXP
- Sch\_LP30a\_Copy Status Provision\_TXP

**XFW\_Tax Forms FCST (TXP)** are used for the Forecast Tax Provision Blueprint Schedules, where Tax data is input through a variety of available methods and then calculated.



**XFW\_Tax Forms Linked CV Actual (TXP)** includes the Linked Cube Views that are used on schedules 02, 05, 06, 06a and 06c.



Navigation Links are used to help ensure a consistent POV.

Default	TXP_Est PY Return Loc	TXP_Fed Prov Loc
RTP_Year	9,999.99	9,999.99
TXP_MemberID	0.000.00	0.000.00

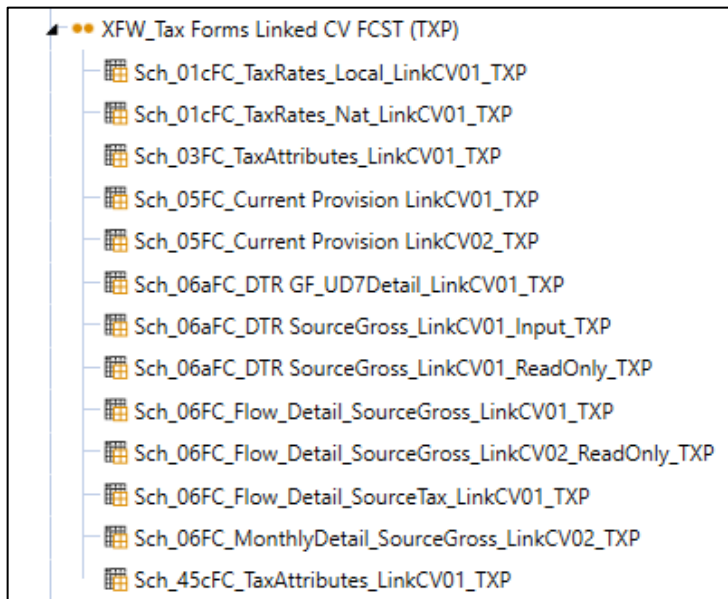
  

Member Filters	Formatting	Data	Sharing	Row Overrides
Column: TXP_Fed Prov Loc				
General				
Can Modify Data	True			
Cell Type	(Use Default)			
List Parameter				
Navigation Links				
Linked Cube Views	Sch2_RTP LinkCV01_TXP,Sch2_RTP LinkCV02_TXP			
Suppression				

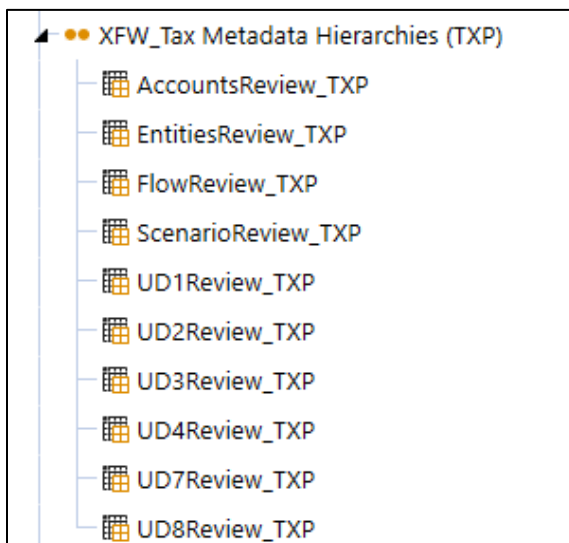
Name: Sch2_RTP LinkCV01_TXP	
POV	
General Settings	
Sharing	Linked Cube Views
Common	Linked Cube Views
Header Text	Bound Parameter Names
Header Size	Entity Bound Parameter Name: DrilledEntity
Header Overrides	Consolidation Bound Parameter Name: DrilledCons
Report	Scenario Bound Parameter Name
Excel	Time Bound Parameter Name: DrilledTime
Navigation Links	View Bound Parameter Name
	Account Bound Parameter Name
	Flow Bound Parameter Name: DrilledFlow
	Origin Bound Parameter Name
	IC Bound Parameter Name: DrilledIC
	UD1 Bound Parameter Name: DrilledUD1
	UD2 Bound Parameter Name: DrilledUD2
	UD3 Bound Parameter Name: DrilledUD3
	UD4 Bound Parameter Name: DrilledUD4
	UD5 Bound Parameter Name
	UD6 Bound Parameter Name
	UD7 Bound Parameter Name: DrilledUD7
	UD8 Bound Parameter Name



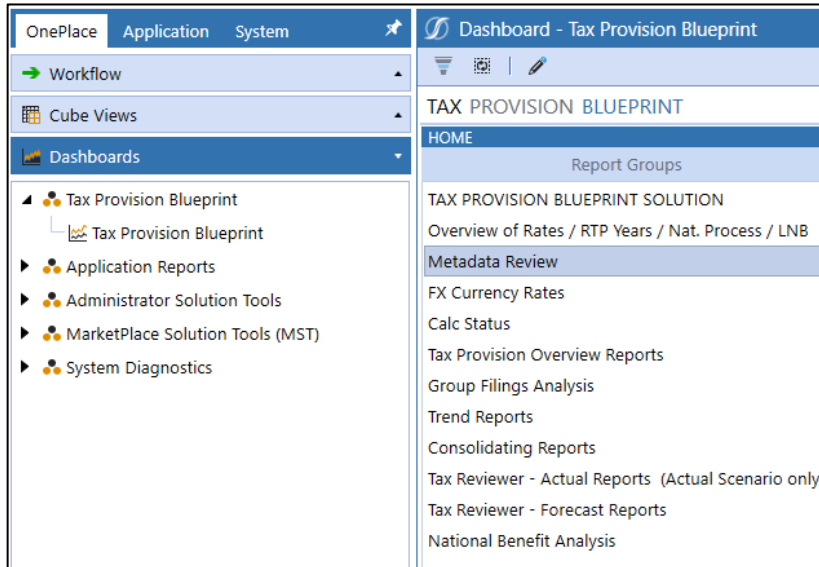
***XFW\_Tax Forms Linked CV FCST (TXP)*** includes the Linked Cube Views that are used on schedules 01cFC, 03FC, 05FC, 06aFC, 06FC and 40cFC.



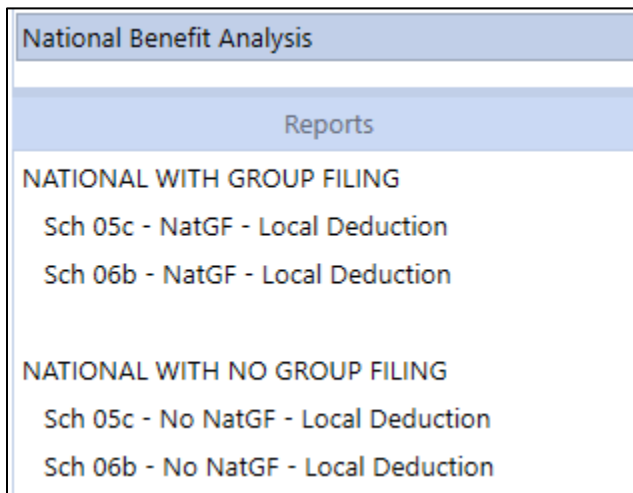
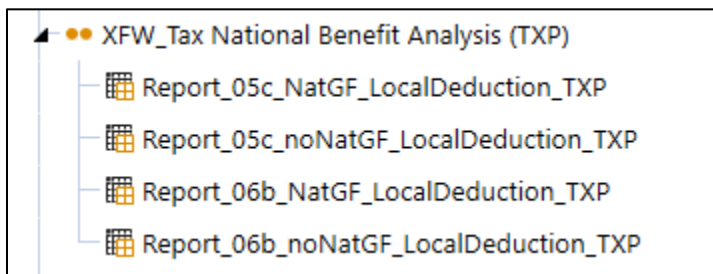
***XFW\_Metadata Hierarchies (TXP)*** includes Cube Views for reviewing how each Dimension has been set up. It uses many UD8 dynamic members to capture the setup attributes and is displayed through a dashboard.



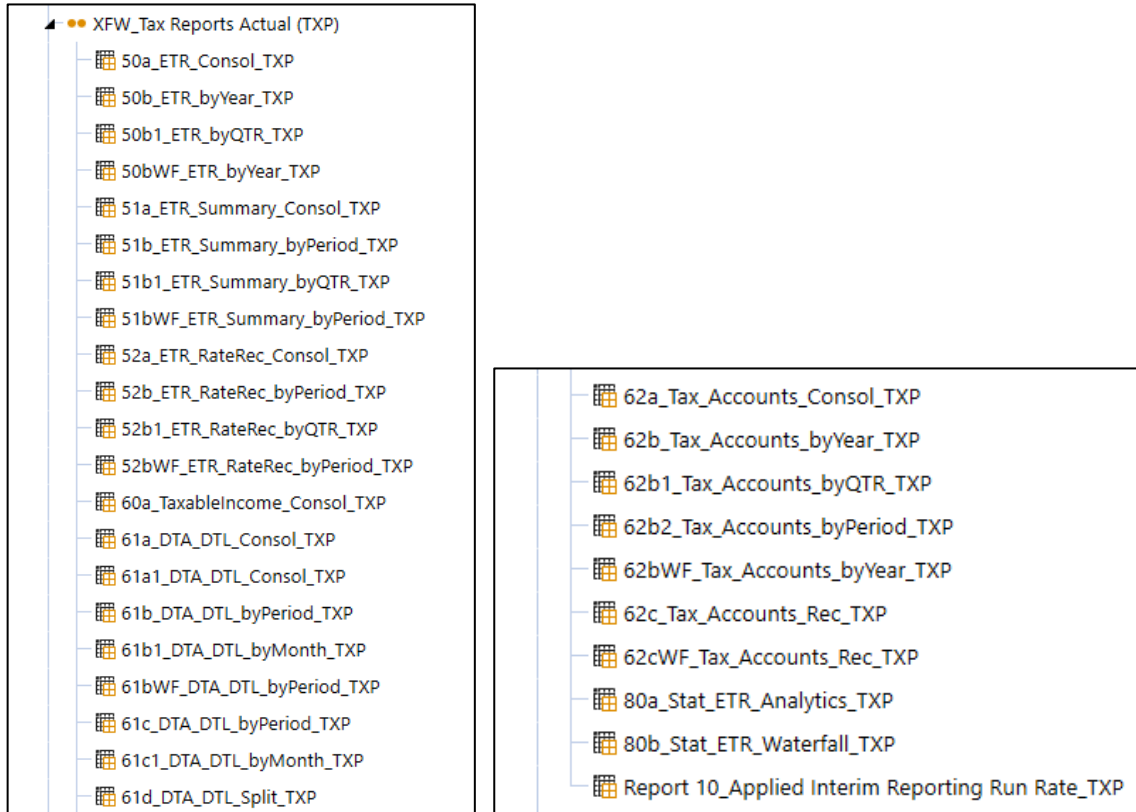
It is available in OnePlace as a dashboard:



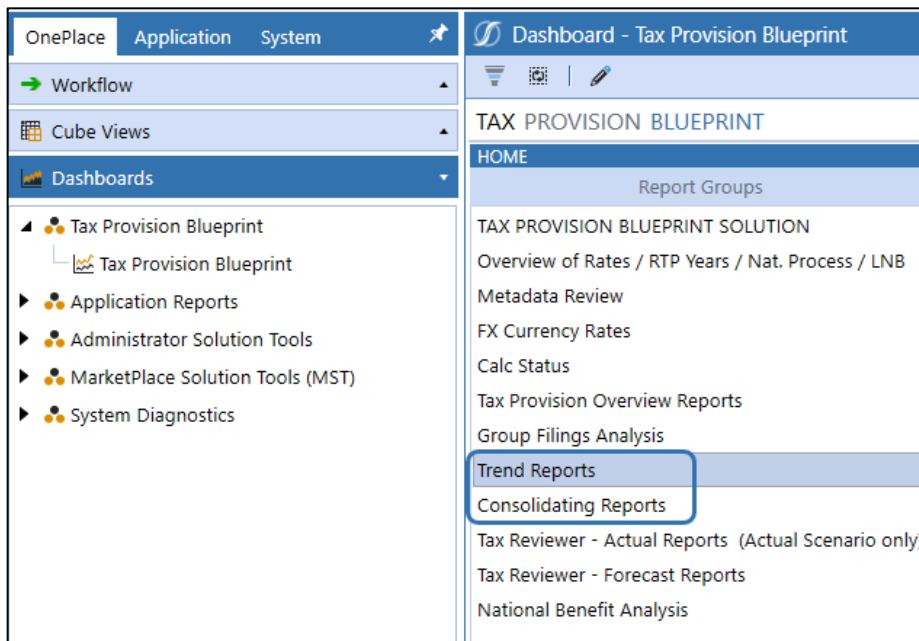
**XFW\_Tax National Benefit Analysis (TXP)** includes Cube Views used for Reports.



**XFW\_Tax Reports Actual (TXP)** includes Cube Views used for Reports.



They can be run as a dashboard in OnePlace through the Dashboards:



The two CV's (80a... and 80b...) are used for the Tax Provision Blueprint Analysis dashboard.

Dashboard - Tax Provision Blueprint

TAX PROVISION BLUEPRINT

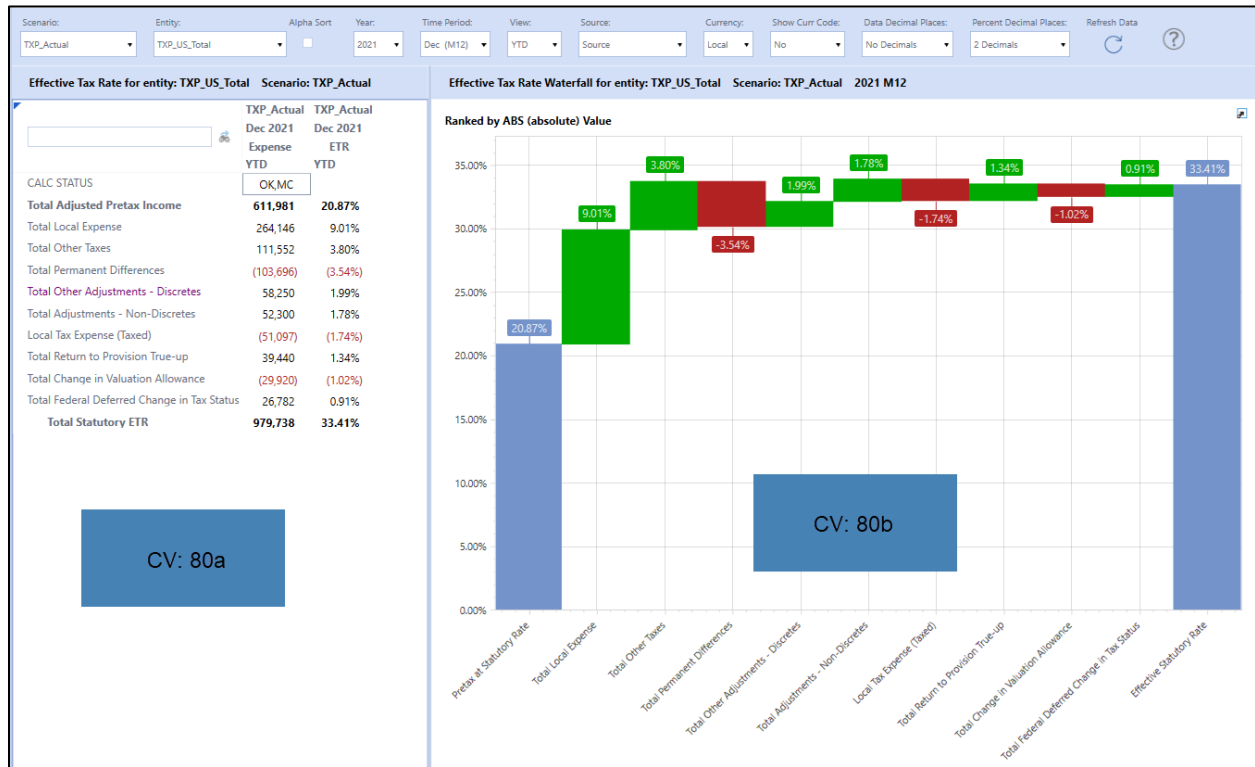
HOME

Report Groups

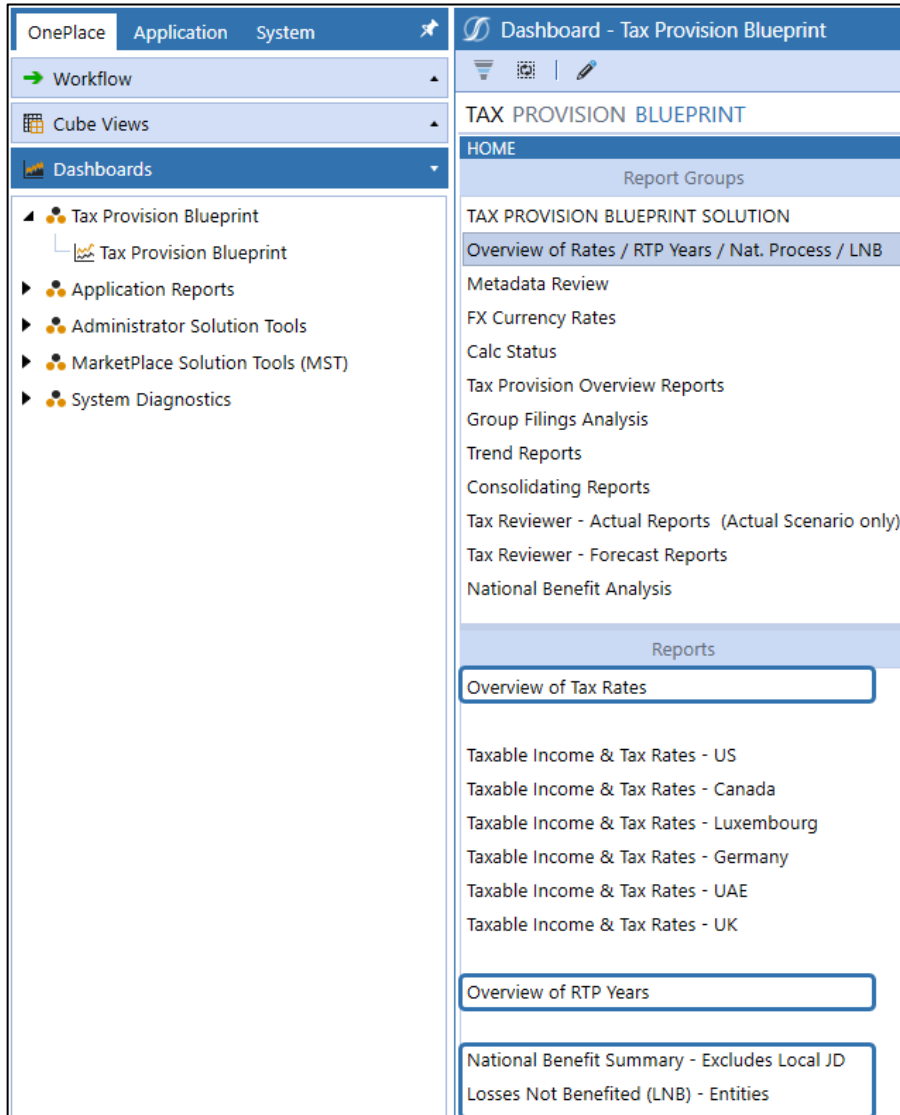
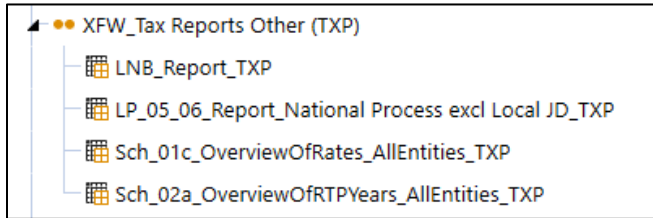
- TAX PROVISION BLUEPRINT SOLUTION
- Overview of Rates / RTP Years / Nat. Process / LNB
- Metadata Review
- FX Currency Rates
- Calc Status
- Tax Provision Overview Reports**
- Group Filings Analysis
- Trend Reports
- Consolidating Reports
- Tax Reviewer - Actual Reports (Actual Scenario only)
- Tax Reviewer - Forecast Reports
- National Benefit Analysis

Reports

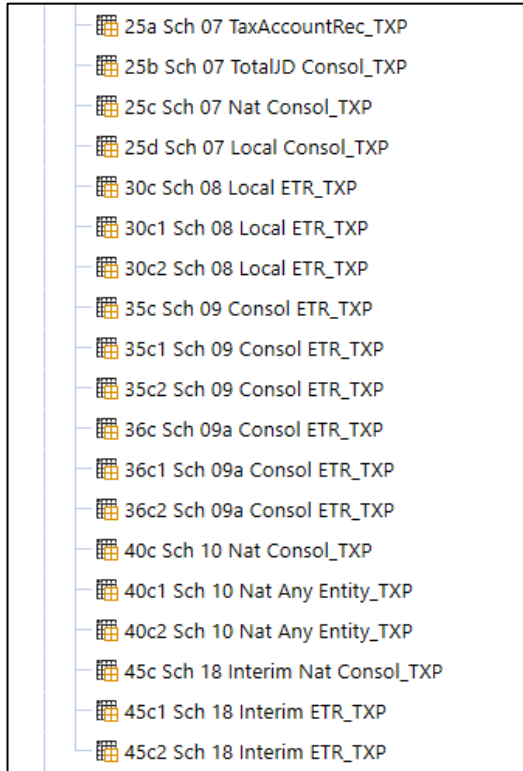
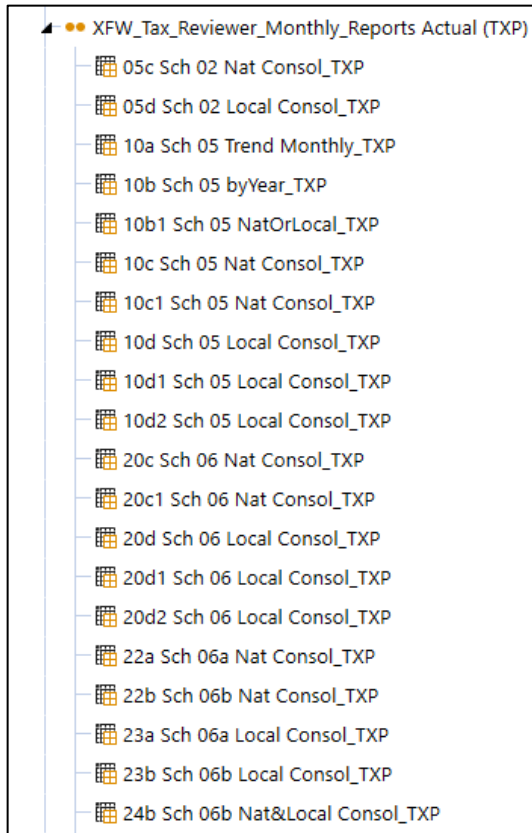
- 80a <|> ETR Tax Rate & Waterfall**



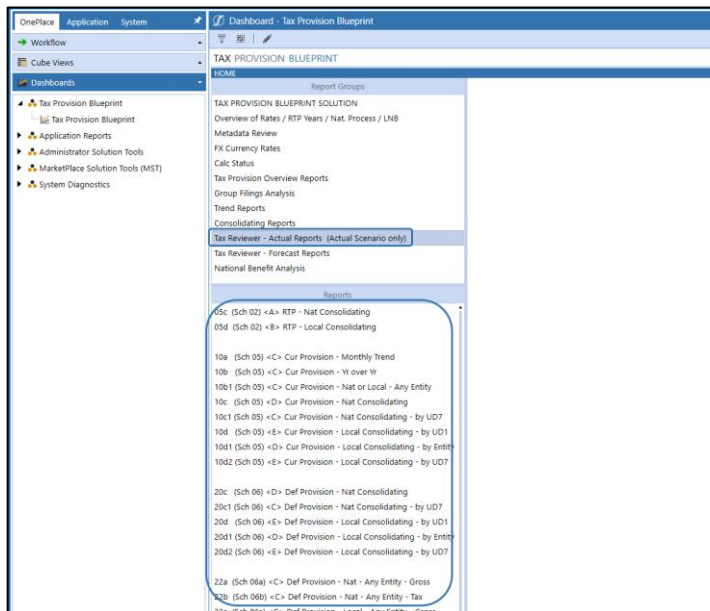
**XFW\_Tax Reports Other (TXP)** includes Cube Views used for Reports.



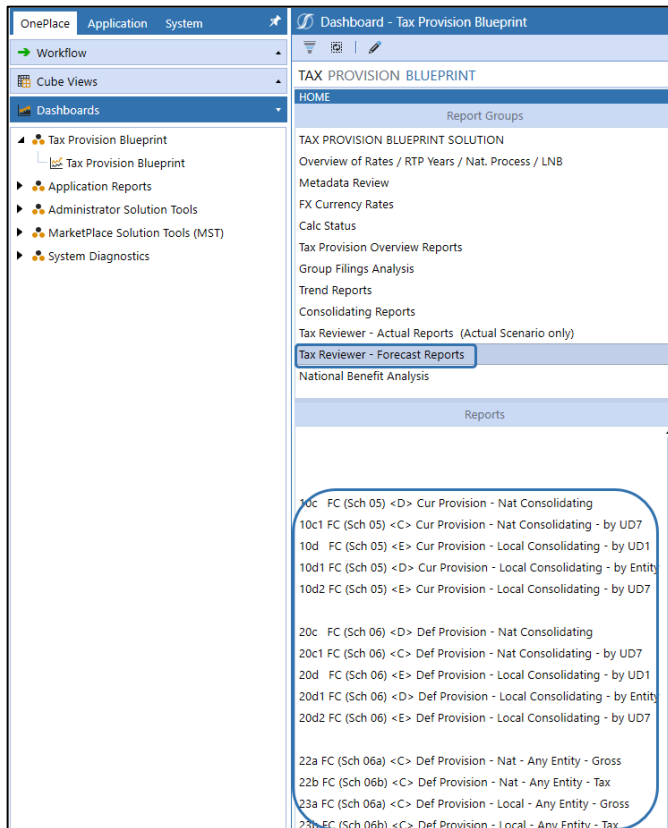
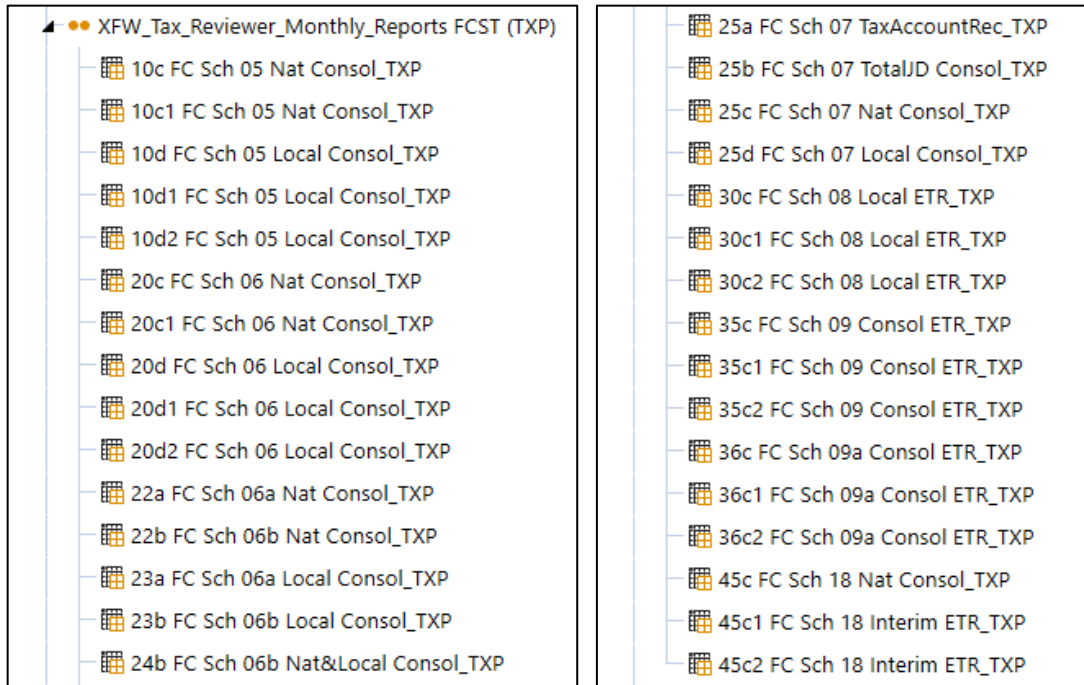
**XFW\_Tax\_Reviewer\_Monthly\_Reports\_Actual (TXP)** includes all the reports for the role “Tax Reviewer – Actual Report”.



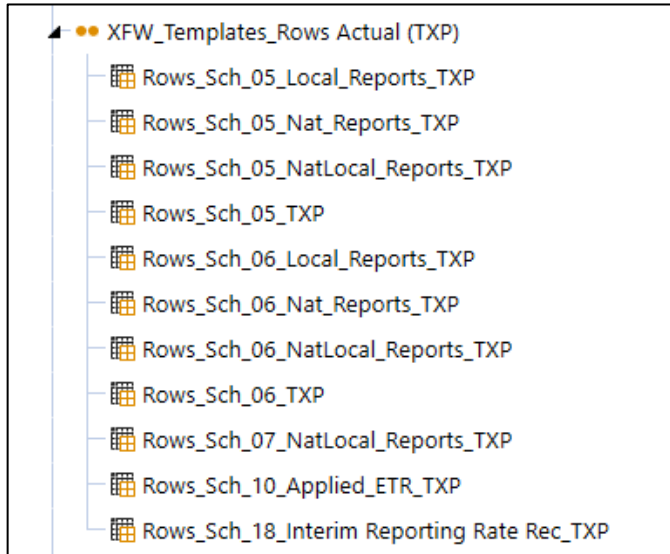
The reports are available here:



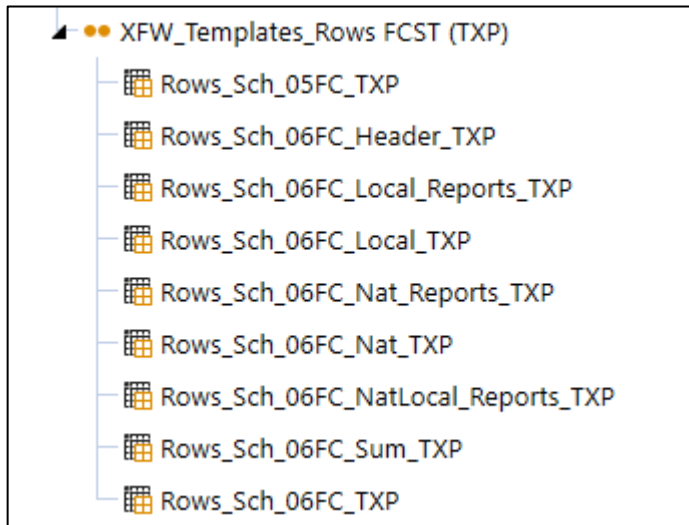
**XFW\_Tax\_Reviewer\_Monthly\_Reports FCST (TXP)** includes all the reports for the role “Tax Reviewer – Forecast Reports”.



***XFW\_Templates\_Rows Actual (TXP)*** includes Cube Views for the rows for Schedules 05, 06, 07, 10 & 18.



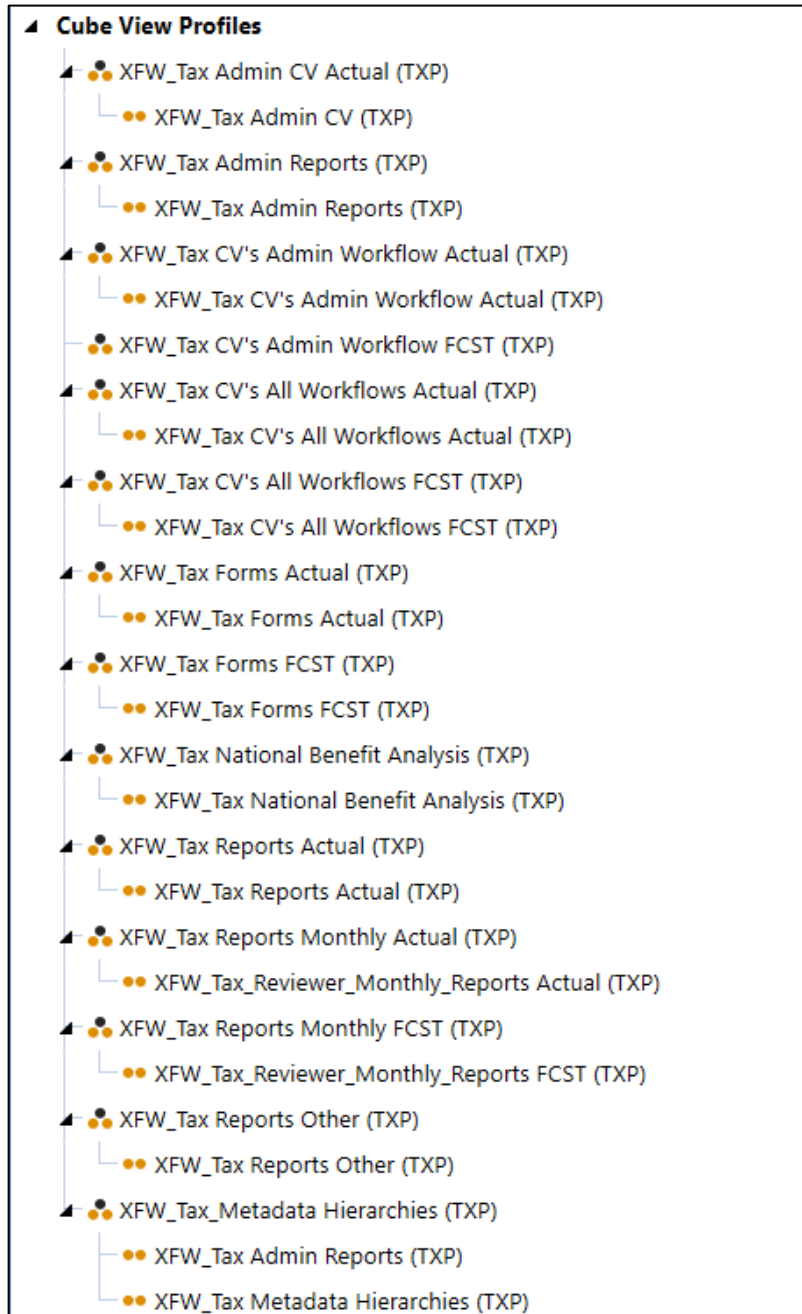
***XFW\_Templates\_Rows FCST (TXP)*** includes Cube Views for the Forecast rows for Schedules 05FC & 06FC.





## Cube View Profiles

The following Cube View Profiles have been created to assist in presenting the Tax Schedules, Reports and Analysis in OnePlace and on the Workflows.



## Form Templates

The Tax Provision Blueprint Form Templates are used for Tax Forms/Schedules and are used in the Workflow Profiles. Several Form Template Groups are used to break down the schedules into smaller groups so that several specific Form Template Profiles can be created and attached to the different types of workflows that are possible.

- ▲ ●● Form Template Groups
  - ▶ ●● TXP\_TaxForms\_(Sch01 FilerWF) (TXP)
  - ▶ ●● TXP\_TaxForms\_(Sch01 WF) (TXP)
  - ▶ ●● TXP\_TaxForms\_(Sch01a\_DM20b) (TXP)
  - ▶ ●● TXP\_TaxForms\_(Sch01b) (TXP)
  - ▶ ●● TXP\_TaxForms\_(Sch01c) (TXP)
  - ▶ ●● TXP\_TaxForms\_(Sch01c1Admin\_01c2Admin) (TXP)
  - ▶ ●● TXP\_TaxForms\_(Sch01d\_LP03a\_LP30a) (TXP)
  - ▶ ●● TXP\_TaxForms\_(Sch01f) (TXP)
  - ▶ ●● TXP\_TaxForms\_(Sch02\_03\_04\_06b\_06d) (TXP)
  - ▶ ●● TXP\_TaxForms\_(Sch02a) (TXP)
  - ▶ ●● TXP\_TaxForms\_(Sch05\_06a\_06c) (TXP)
  - ▶ ●● TXP\_TaxForms\_(Sch07\_08\_09\_10\_18) (TXP)
  - ▶ ●● TXP\_TaxForms\_(Sch07b) (TXP)
  - ▶ ●● TXP\_TaxForms\_(SchDM01\_DM02\_DM11\_DM12) GLTaxAdmin (TXP)
  - ▶ ●● TXP\_TaxForms\_(SchDM10aAdmin) (TXP)
  - ▶ ●● TXP\_TaxForms\_(SchDM20a) (TXP)
  - ▶ ●● TXP\_TaxForms\_(SchDM20aAdmin) (TXP)
  - ▶ ●● TXP\_TaxForms\_(SchDM20b2) (TXP)
  - ▶ ●● TXP\_TaxForms\_(SchDM20b2Admin) (TXP)
  - ▶ ●● TXP\_TaxForms\_(SchDM20bAdmin) (TXP)
  - ▶ ●● TXP\_TaxForms\_(SchDM30a) (TXP)
  - ▶ ●● TXP\_TaxForms\_(SchDM30aAdmin) (TXP)
  - ▶ ●● TXP\_TaxForms\_(SchDM30b) (TXP)
  - ▶ ●● TXP\_TaxForms\_(SchDM30b1) (TXP)
  - ▶ ●● TXP\_TaxForms\_(SchDM30b1Admin) (TXP)
  - ▶ ●● TXP\_TaxForms\_(SchDM30bAdmin) (TXP)

- ▶ ●● TXP\_TaxForms\_(SchLNB) (TXP)
- ▶ ●● TXP\_TaxForms\_(SchLP01\_LP11) (TXP)
- ▶ ●● TXP\_TaxForms\_(SchLP02\_LP12) (TXP)
- ▶ ●● TXP\_TaxForms\_(SchLP05\_06) (TXP)
- ▶ ●● TXP\_TaxForms\_FCST\_(LNB) (TXP)
- ▶ ●● TXP\_TaxForms\_FCST\_(Sch01c) (TXP)
- ▶ ●● TXP\_TaxForms\_FCST\_(Sch01d1\_01d2\_LP03a) (TXP)
- ▶ ●● TXP\_TaxForms\_FCST\_(Sch03\_04\_06b\_06b1) (TXP)
- ▶ ●● TXP\_TaxForms\_FCST\_(Sch05\_06a\_06a1) (TXP)
- ▶ ●● TXP\_TaxForms\_FCST\_(Sch06) (TXP)
- ▶ ●● TXP\_TaxForms\_FCST\_(Sch07\_08\_09\_09a\_18) (TXP)
- ▶ ●● TXP\_TaxForms\_FCST\_(Sch07b) (TXP)
- ▶ ●● TXP\_TaxForms\_FCST\_(SchDM01a\_DM02a) GLTaxAdmin (TXP)
- ▶ ●● TXP\_TaxForms\_FCST\_(SchDM10aAdmin) (TXP)
- ▶ ●● TXP\_TaxForms\_FCST\_(SchDM20a) (TXP)
- ▶ ●● TXP\_TaxForms\_FCST\_(SchDM20aAdminFC) (TXP)
- ▶ ●● TXP\_TaxForms\_FCST\_(SchDM30a) (TXP)
- ▶ ●● TXP\_TaxForms\_FCST\_(SchDM30aAdmin) (TXP)
- ▶ ●● TXP\_TaxForms\_FCST\_(SchDM40Admin\_DM45\_DM45a\_DM45b\_DM45c) (TXP)
- ▶ ●● TXP\_TaxForms\_FCST\_(SchDM45\_DM45a\_DM45b\_DM45c) (TXP)
- ▶ ●● TXP\_TaxForms\_FCST\_(SchLP01a) (TXP)
- ▶ ●● TXP\_TaxForms\_FCST\_(SchLP02a) (TXP)
- ▶ ●● TXP\_TaxForms\_FCST\_(SchLP05\_06 Compare) (TXP)
- ▶ ●● TXP\_TaxForms\_FCST\_(SchLP05\_06) (TXP)

**Form Template Profiles**

- XFW\_TaxForms\_0\_GLTaxAdmin (TXP)
- XFW\_TaxForms\_0\_GLTaxAdmin\_AE\_Nat (TXP)
- XFW\_TaxForms\_0\_GLTaxAdmin\_CA\_Local (TXP)
- XFW\_TaxForms\_0\_GLTaxAdmin\_CA\_Nat (TXP)
- XFW\_TaxForms\_0\_GLTaxAdmin\_DE\_Local (TXP)
- XFW\_TaxForms\_0\_GLTaxAdmin\_LU\_Local (TXP)
- XFW\_TaxForms\_0\_GLTaxAdmin\_LU\_Nat (TXP)
- XFW\_TaxForms\_0\_GLTaxAdmin\_Sch (TXP)
- XFW\_TaxForms\_0\_GLTaxAdmin\_US\_Local (TXP)
- XFW\_TaxForms\_1a\_NatGF\_LocalGF\_GroupFiler (TXP)
- XFW\_TaxForms\_1a\_noNatGF\_LocalGF\_GroupFiler (TXP)
- XFW\_TaxForms\_1b\_noNatGF\_LocalGF\_WFFiler (TXP)
- XFW\_TaxForms\_1c\_NatOnly\_WF (TXP)
- XFW\_TaxForms\_2a\_Nat&Local(noGF)\_WF (TXP)
- XFW\_TaxForms\_2aAdmin\_Nat&Local(noGF)\_WF (TXP)
- XFW\_TaxForms\_4a\_NatGF\_Local\_GroupFiler (TXP)
- XFW\_TaxForms\_4a\_NatGF\_noLocalGF\_GroupFiler (TXP)
- XFW\_TaxForms\_4a\_noLocalGF (TXP)
- XFW\_TaxForms\_4b\_NatGF\_Prep (TXP)
- XFW\_TaxForms\_5a\_NatGF\_LocalGF\_Prep (TXP)
- XFW\_TaxForms\_6a\_NatGF\_noLocalGF\_WF (TXP)

- XFW\_TaxForms\_FCST\_0\_GLTaxAdmin (TXP)
- XFW\_TaxForms\_FCST\_0\_GLTaxAdmin\_AE\_Nat (TXP)
- XFW\_TaxForms\_FCST\_0\_GLTaxAdmin\_CA\_Local (TXP)
- XFW\_TaxForms\_FCST\_0\_GLTaxAdmin\_CA\_Nat (TXP)
- XFW\_TaxForms\_FCST\_0\_GLTaxAdmin\_DE\_Local (TXP)
- XFW\_TaxForms\_FCST\_0\_GLTaxAdmin\_LU\_Local (TXP)
- XFW\_TaxForms\_FCST\_0\_GLTaxAdmin\_LU\_Nat (TXP)
- XFW\_TaxForms\_FCST\_0\_GLTaxAdmin\_Sch (TXP)
- XFW\_TaxForms\_FCST\_0\_GLTaxAdmin\_US\_Local (TXP)
- XFW\_TaxForms\_FCST\_1a\_NatGF\_LocalGF\_GroupFiler (TXP)
- XFW\_TaxForms\_FCST\_1a\_noNatGF\_LocalGF\_GroupFiler (TXP)
- XFW\_TaxForms\_FCST\_1b\_noNatGF\_LocalGF\_WFFiler (TXP)
- XFW\_TaxForms\_FCST\_1c\_NatOnly\_WF (TXP)
- XFW\_TaxForms\_FCST\_2a\_Nat&Local(noGF)\_WF (TXP)
- XFW\_TaxForms\_FCST\_2aAdmin\_Nat&Local(noGF)\_WF (TXP)
- XFW\_TaxForms\_FCST\_4a\_NatGF\_Local\_GroupFiler (TXP)
- XFW\_TaxForms\_FCST\_4a\_NatGF\_noLocalGF\_GroupFiler (TXP)
- XFW\_TaxForms\_FCST\_4a\_noLocalGF (TXP)
- XFW\_TaxForms\_FCST\_4b\_NatGF\_Prep (TXP)
- XFW\_TaxForms\_FCST\_5a\_NatGF\_LocalGF\_Prep (TXP)
- XFW\_TaxForms\_FCST\_6a\_NatGF\_noLocalGF\_WF (TXP)

All the Form Templates are of the Form Type “Dashboard”. Dashboards allow greater flexibility in how the schedules are rendered to the user.

**Form Template Groups**

- TXP\_TaxForms\_(Sch01 FilerWF) (TXP)
  - 01 Tax Rates - Filer WF's
- TXP\_TaxForms\_(Sch01 WF) (TXP)
- TXP\_TaxForms\_(Sch01a\_DM20b) (TXP)
- TXP\_TaxForms\_(Sch01b) (TXP)
- TXP\_TaxForms\_(Sch01c) (TXP)
- TXP\_TaxForms\_(Sch01c1Admin\_01c2Admin) (TXP)
- TXP\_TaxForms\_(Sch01d\_LP03a\_LP30a) (TXP)
- TXP\_TaxForms\_(Sch01f) (TXP)
- TXP\_TaxForms\_(Sch02\_03\_04\_06b\_06d) (TXP)
- TXP\_TaxForms\_(Sch02a) (TXP)
- TXP\_TaxForms\_(Sch05\_06a\_06c) (TXP)
- TXP\_TaxForms\_(Sch07\_08\_09\_10\_18) (TXP)

General	
Name	01 Tax Rates - Filer WF's
Description	Tax Rates - Filer WF's Only
Form Type	Dashboard
Dashboard	0_Frame_Sch1_WFFiler_TXP
Excel File (optional)	
Refresh Spreadsheet When Opened	True
Workflow	
Form Requirement Level	Required
Form Frequency	All Time Periods
Frequency Member Filter	
Time Member Filter For 'Complete Form'	
Literal Parameter Values	
Name Value Pairs (e.g., Param1=Value1, ...)	

## Tax Provision Blueprint Workflow Profiles

Tax Provision Blueprint includes several Workflow Profiles related to the included Tax Provision Blueprint Cube.

OneStream Workflows are a key benefit of building a tax provision process using Tax Provision Blueprint. The ability to create Workflows that tailor the users experience to their specific responsibilities and show the status of the completed Workflow task is a key differentiator of Tax Provision Blueprint. Workflow is expected to be customized to address individual customer requirements.

### See also:

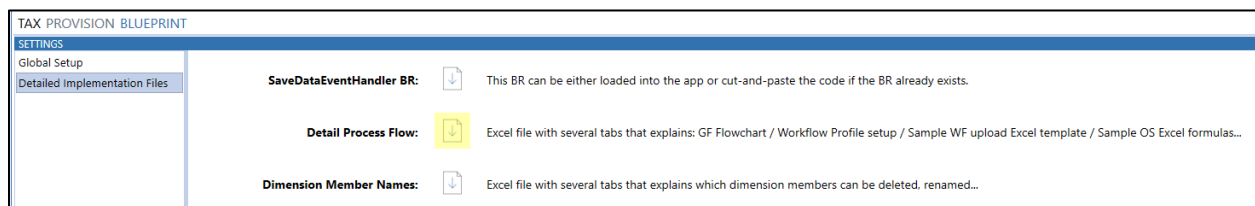
- *Data Collection Guides and Data Collection in the OneStream Design and Reference Guide.*
- *OnePlace Workflow in the OneStream Design and Reference Guide.*

### Workflow Profiles

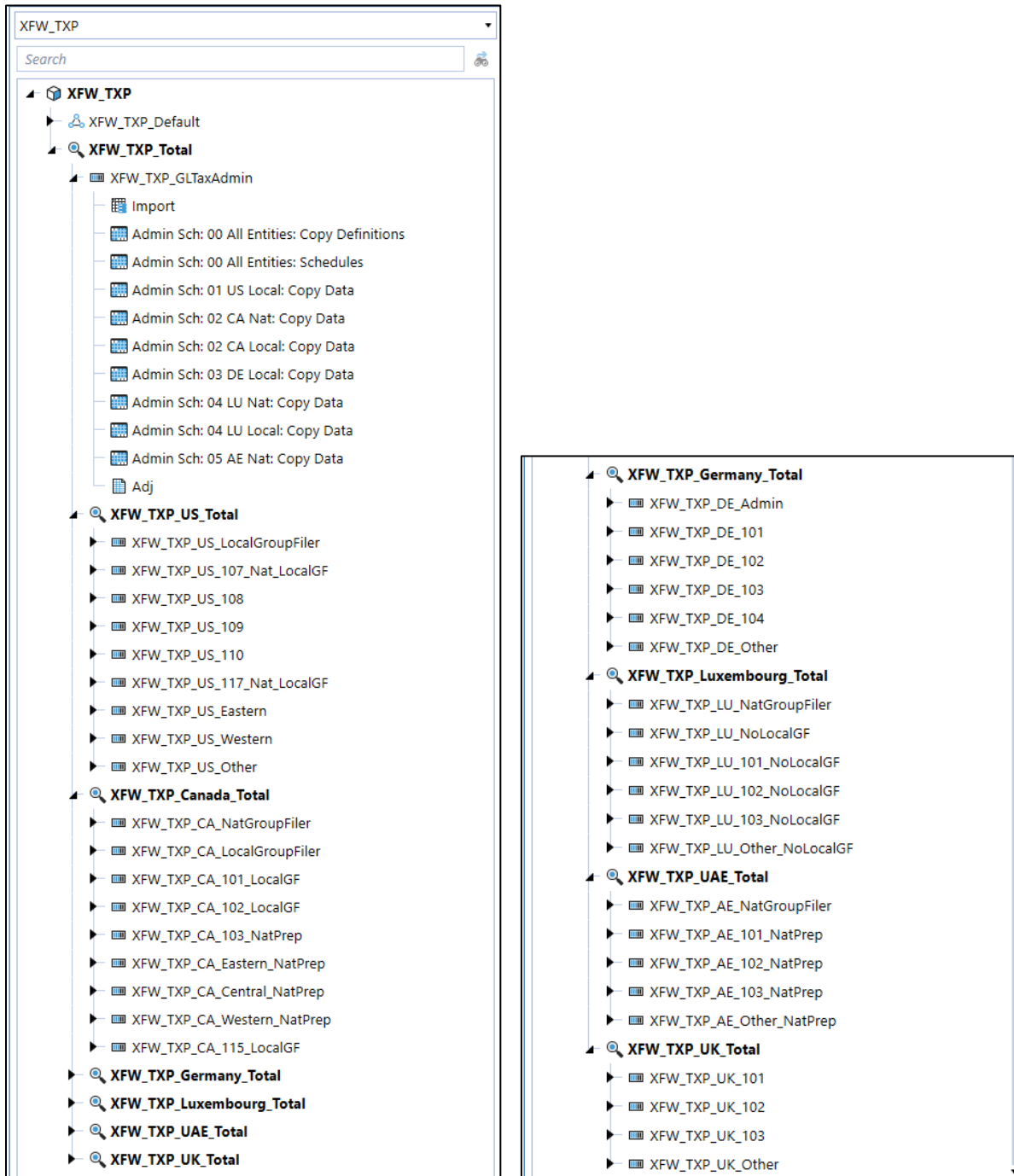
- XFW\_TXP is the Root Workflow Profile for Tax Provision Blueprint.
- Workflows are set up by country. You can have several workflows within a country, however, entities assigned to a workflow **MUST** be in the same country.
- Only one Local Group Filer workflow profile can exist per country.
- Only one National Group Filer workflow profile can exist per country.
- Naming conventions are key to understanding what each workflow is supposed to represent. We have used suffixes on our workflows.

**See also:** *Workflow in the OneStream Design and Reference Guide.*

Review the supplied Excel supplemental file that has a very informative matrix about the workflow setup.



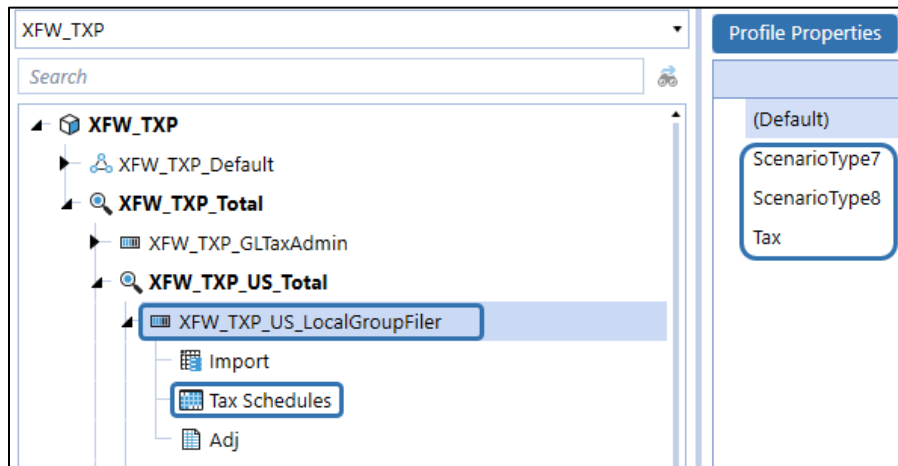
Here is a screenshot of the supplied workflows:



### Profile Properties

All settings should be applied to the “Tax” scenario type. If you are using current year Forecast scenarios, use the scenario type “ScenarioType8”. If you are using multi-year Forecast scenarios, use the

scenario type “ScenarioType7”. They should be applied to both the base level parent workflow and at the base level Tax Schedules workflow.



The following areas in workflows have been used in Tax Provision Blueprint:

- Base Level parent workflow:
  - Workflow Name
  - Cube View Profile Name
  - Confirmation Profile Name
  - Text 1
  - Text 2
  - Text 3
- Base Level “Tax Schedules” workflow:
  - Workflow Name
  - Profile Active
  - Input Forms Profile Name
  - Cube View Profile Name
  - Text 1
  - Text 2
  - Text 3



**Important!** All “Entity Assignment” entities will need to be updated for your application as well as the “Calculation Definitions”.

Tax Provision Blueprint makes use of the Substitution Text Settings Text 1, Text 2, and Text 3. These three text fields are used to drive the tax schedules POV, combo boxes parameters and business rules. Text 4 is left blank intentionally for possible non-Tax use or future Tax use.

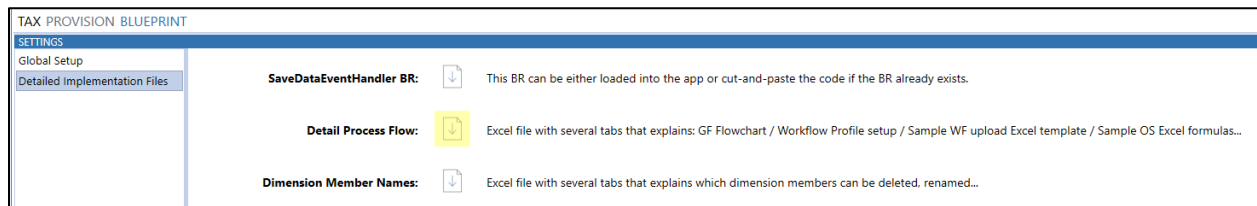
Substitution Text Settings	
Text 1	LocalGroupFiler=Yes
Text 2	E#TXP_US_Total.Base,E#TXP_US_Total.Base
Text 3	U1#TXP_US_Local.Base,U1#TXP_TopTax,U7#TXP_US_Total.Base
Text 4	

### Workflow Text Field Notes

- Text 1 is only required when using group filing (either national or Local):
  - **GroupFiler** can be either:
    - National      NatGroupFiler=Yes
    - Local          LocalGroupFiler=Yes
  - **Entity WF are** specific workflow profiles to allow certain schedules for specific entities. There are 5 types of entity workflows:
    - **Nat\_LocalGF** see: XFW\_TXP\_US\_107\_Nat\_LocalGF / XFW\_TXP\_US\_117\_Nat\_LocalGF
      - Used for countries that do not do National group filing but do Local group filing
      - The entities in these workflows are filer entities (Text7: LocalFiler=Yes)
      - The entities in these workflows can process the National and Local JD's
    - **NatPrep\_LocalGF** see: XFW\_TXP\_CA\_101\_LocalGF / XFW\_TXP\_CA\_102\_LocalGF
      - Used for countries that do National group filing and Local group filing
      - The entities in these workflows are filer entities (Text7: LocalFiler=Yes and/or NatFiler=Yes)
      - The entities in these workflows can only process the Local JD's
      - For the National JD only Schedules 05 and 06a are available and only the sections required for national preparation
    - **NatPrep** see: XFW\_TXP\_CA\_103\_NatPrep / XFW\_TXP\_AE\_101\_NatPrep
      - Used for countries that do National group filing
      - Only Schedules 05 and 06a are available and only for the National JD
    - **NatPrep\_Local** see: XFW\_TXP\_LU\_101\_NoLocalGF / XFW\_TXP\_LU\_102\_NoLocalGF
      - Used for countries that do National group filing
      - The entities in these workflows can only process the Local JD's
      - For the National JD only Schedules 05 and 06a are available and only the sections required for national preparation
    - **<Blank>** see: XFW\_TXP\_US\_Eastern / XFW\_TXP\_DE\_101
      - Used for countries that do not do either National and/or Local group filing
- Text 2 and Text 3 positions must be separated by a comma ( , ). No exceptions.

- You need to put in the dimension identifier (E#, U1#, U7#). This helps the admin to understand what dimension each text field represents. In BR’s, we remove the dimension identifier and the # where necessary.
- Do not Use Text 4. Leave open for non-Tax usage or for future Tax expansion.
- It is required to have an identifier on the workflow profile names (i.e., xxx\_**LocalGroupFiler**, xxx\_**NatGroupFiler**, xxx\_**Nat\_LocalGF** ...). Confirmation rules looks to see if the profile name contains “LocalGroupFiler”, “NatGroupFiler”...
- Group Filing workflows will not have any entities associated too them.
- For Text 2, position one, you can specify one entity (i.e., E#TXP\_US\_107). The schedules will only display this entity in the POV combo box. So, if other entities are added to this workflow by mistake, they will not show up in the POV.

**Review the supplied Excel file.** There is a tab on how all the workflow profiles have been setup. This file is located here:



Click on the download icon and unzip the file.

The following are some sample screen shots of the different types of workflow profiles and the Text 1, 2 & 3 setup.

**XFW\_TXP\_Total**

This is the top-level workflow and is used to consolidate all entities. You are free to rename this workflow. Only one of these workflows is required per application.

**XFW\_TXP\_GLTaxAdmin**

This is the admin workflow and is used to perform monthly setup work including data copies and allows access to multiple jurisdictions in one workflow. Only one of these workflows is required per application.

Substitution Text Settings	
Text 1	
Text 2	E#TXP_Legal_CTX.Base,E#TXP_Legal_CTX.Base
Text 3	U1#TXP_TopTax.Base,U1#TXP_TopTax,U7#TXP_TopTax.Base
Text 4	



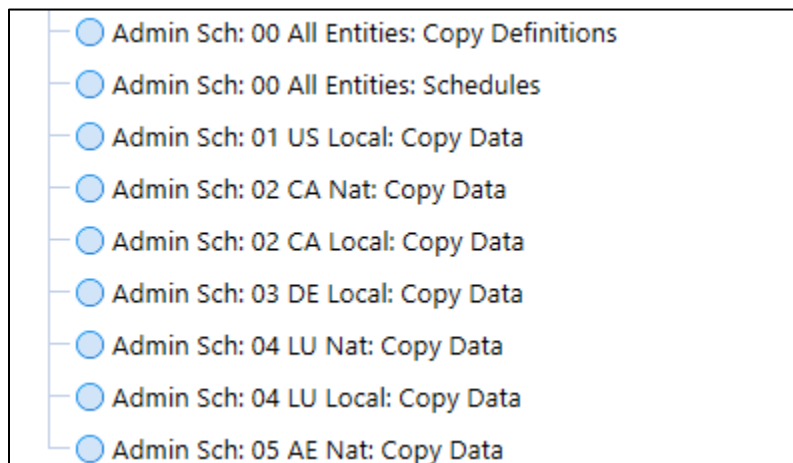


**Important!** Text 2 entities will need to be updated to reflect your application.

There are 9 base level workflows that are meant more for the Admin:

- Copy Definitions:
  - TXP\_Actual scenario – Dashboards to facilitate copying of group filing definitions.
  - Forecast scenarios – Dashboards to facilitate the initialization and data copy steps for source (actuals) data copy to forecast.
- Schedules:
  - TXP\_Actual scenario – Dashboards to process bulk tax rates, manage by period the Interim Reporting Run Rate, set the return year, and set Losses not Benefited entities.
  - Forecast scenarios – Dashboards to set Losses not Benefited entities and National Benefit excluded local jurisdictions.

The next 7 **country** workflows enable an Admin user (1) enter tax rates, (2) set the RTP year (TXP\_Actual only), (3) copy the Provision or Return data (TXP\_Actual only) and (4) copy source data to forecast (forecast scenarios only). These 7 country specific workflows allow a user (i.e.: Admin or power user) to perform the monthly setup work from one workflow rather than going to several different workflows. Most of these same schedules are also available in each country's workflow – so you can process the data in either area.



**Note:** The Workflow Profiles for US (United States) in Tax Provision Blueprint are based on:

- National group filing: No
- Local group filing: Yes

#### **XFW\_TXP\_US\_LocalGroupFiler**

This workflow is used to set up the Local group filing definitions for the country (US in this example).

Only one of these workflows is required per country doing Local group filing. No entities are associated

with this workflow. Only Local Jurisdiction data is entered for this workflow. Can Load Unrelated Entities = True. The words “GroupFiler” **must** be included in this profile name.

Substitution Text Settings	
Text 1	LocalGroupFiler=Yes
Text 2	E#TXP_US_Total.Base,E#TXP_US_Total.Base
Text 3	U1#TXP_US_Local.Base,U1#TXP_TopTax,U7#TXP_US_Total.Base
Text 4	

**XFW\_TXP\_US\_107\_Nat\_LocalGF**

This workflow is used to do both Local Jurisdiction and National tax provisioning. You can have more than one of these types of workflows per country (US in this example). An entity is associated with this workflow.

Substitution Text Settings	
Text 1	Nat_LocalGF=Yes
Text 2	E#Root.WFProfileEntities,E#TXP_US_Total.Base
Text 3	U1#TXP_US_Total.Base,U1#TXP_US_Total.Base,U7#TXP_US_Total.Base
Text 4	

**XFW\_TXP\_US\_108**

This workflow is used for National tax provisioning only (**No** National Group Filing). You can have more than one of these types of workflows per country (US in this example). An entity is associated with this workflow. The second position on Text 2 is not used, but we still include “,E#”.

Substitution Text Settings	
Text 1	
Text 2	E#Root.WFProfileEntities,E#
Text 3	U1#TXP_US,U1#TXP_US_Total.Base,U7#None
Text 4	

**Note:** The Workflow Profiles for CA (Canada) in Tax Provision Blueprint are based on:

- National group filing: Yes
- Local group filing: Yes

**XFW\_TXP\_CA\_NatGroupFiler**

This workflow is used to set up the National group filing definitions for the country (CA in this example). Only one of these workflows is required per country doing National group filing. No entities are associated with this workflow. Only the National Jurisdiction data is entered for this workflow. Can Load Unrelated Entities = True. The words “GroupFiler” **must** be included in this profile name.

Substitution Text Settings	
Text 1	NatGroupFiler=Yes
Text 2	E#TXP_Canada_Total.Base,E#TXP_Canada_Total.Base
Text 3	U1#TXP_CA,U1#TXP_TopTax,U7#TXP_Canada_Total.Base
Text 4	

### XFW\_TXP\_CA\_101\_LocalGF

This workflow is used to do Local Jurisdiction tax provisioning and National Jurisdiction preparation. You can have more than one of these types of workflows per country (CA in this example). An entity is associated with this workflow.

Substitution Text Settings	
Text 1	NatPrep_LocalGF=Yes
Text 2	E#Root.WFProfileEntities,E#TXP_Canada_Total.Base
Text 3	U1#TXP_CA_Local.Base,U1#TXP_CA_Total.Base,U7#TXP_Canada_Total.Base
Text 4	

### XFW\_TXP\_CA\_Eastern\_NatPrep

This workflow is used to enter data for schedule 05, 06a and 06a1 FC (FCST only) for National tax preparation. The country also has Local jurisdictions, but no Local jurisdiction provisioning is handled in this Workflow. You can have more than one of these types of workflows per country (CA in this example). An entity is associated with this workflow.

Substitution Text Settings	
Text 1	NatPrep=Yes
Text 2	E#Root.WFProfileEntities,E#
Text 3	U1#TXP_CA,U1#TXP_CA_Total.Base,U7#None
Text 4	

**Note:** The Workflow Profiles for AE (United Arab Emirates) in Tax Provision Blueprint are based on:

- National group filing: Yes
- Local: No local tax provisioning

### XFW\_TXP\_AE\_101\_NatPrep

This workflow is used to enter data for schedule 05, 06a and 06a1 FC (FCST only) for National tax preparation. The country also has No Local jurisdictions. You can have more than one of these types of workflows per country (AE in this example). An entity is associated with this workflow.

Substitution Text Settings	
Text 1	NatPrep=Yes
Text 2	E#Root.WFProfileEntities,E#
Text 3	U1#TXP_AE,U1#TXP_AE,U7#None
Text 4	

**Note:** The Workflow Profiles for LU (Luxembourg) in Tax Provision Blueprint are based on:

- National group filing: Yes
- Local group filing: No

#### XFW\_TXP\_LU\_101\_NoLocalGF

This workflow is used to do Local Jurisdiction tax provisioning and National Jurisdiction preparation. You can have more than one of these types of workflows per country (LU – Luxembourg in this example). An entity is associated with this workflow. The second position on Text 2 is not used, but we still include “,E#”.

Substitution Text Settings	
Text 1	NatPrep_Local=Yes
Text 2	E#Root.WFProfileEntities,E#
Text 3	U1#TXP_LU_Local.Base,U1#TXP_LU_Total.Base,U7#None
Text 4	

**Note:** The Workflow Profiles for DE (Germany) in Tax Provision Blueprint are based on:

- National group filing: No
- Local group filing: No

#### XFW\_TXP\_DE\_101

This workflow is used to do both Local Jurisdiction and National tax provisioning but has no Group Filing requirements. You can have more than one of these types of workflows per country (DE – Germany in this example). An entity is associated with this workflow. The second position on Text 2 is not used, but we still include “,E#”.

Substitution Text Settings	
Text 1	
Text 2	E#Root.WFProfileEntities,E#
Text 3	U1#TXP_DE_Total.Base,U1#TXP_DE_Total.Base,U7#None
Text 4	

**Note:** The Workflow Profiles for UK (United Kingdom) in Tax Provision Blueprint are based on:

- National group filing: No
- Local: No local tax provisioning

**XFW\_TXP\_UK\_101**

This workflow is used for National tax provisioning only and has no Group Filing requirements. The country also has No Local jurisdictions. You can have more than one of these types of workflows per country (UK in this example). An entity is associated with this workflow. The second position on Text 2 is not used, but we still include “,E#”.

Substitution Text Settings	
Text 1	
Text 2	E#Root.WFProfileEntities,E#
Text 3	U1#TXP_UK,U1#TXP_UK,U7#None
Text 4	

**Workflow Templates**

There are templates that assist the admin in creating each of the nine types of workflows. **The workflows text 1, 2 & 3 fields and the descriptions will need to be adjusted for your specific country.**

The screenshot shows the 'Profile Properties' for the workflow 'XFW\_TXP\_1a\_NatGF\_LocalGF\_GroupFiler'. The 'Substitution Text Settings' section is expanded, showing the following values:

Text Field	Value
Text 1	LocalGroupFiler=Yes
Text 2	E#TXP_Canada_Total.Base,E#TXP_Canada_Total.Base
Text 3	U1#TXP_CA_Local.Base,U1#TXP_TopTax,U7#TXP_Canada_Total.Base
Text 4	

If you use ScenarioType8 and/or ScenarioType7 for Forecast scenarios, then you will also need to update these settings as well.

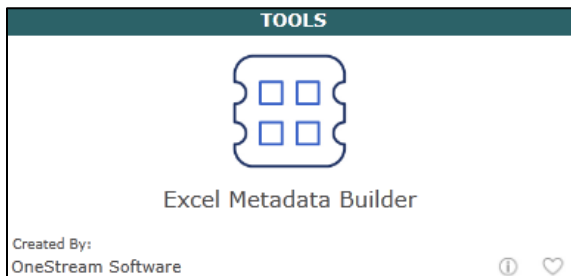


**Important!** Text 2, Text 3, and Description fields will need to be updated for your specific app for the Tax, ScenarioType8 and ScenarioType7 scenario types. Please also review the other settings for your specific application.

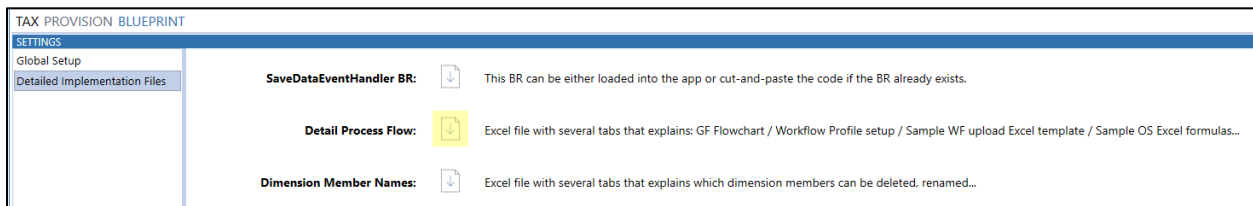
### Excel Workflow Templates (available from the Marketplace)

If you opt to use the Workflow Excel Templates to create your workflow profiles, then the workflow templates are not necessary. Either delete them or at least update the workflow template properties so that if they are used, the settings are not misleading and are specific to your app.

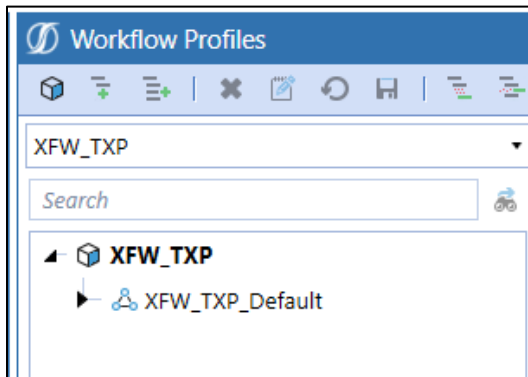
A sample Workflow Excel template can be found in this downloadable Marketplace solution:



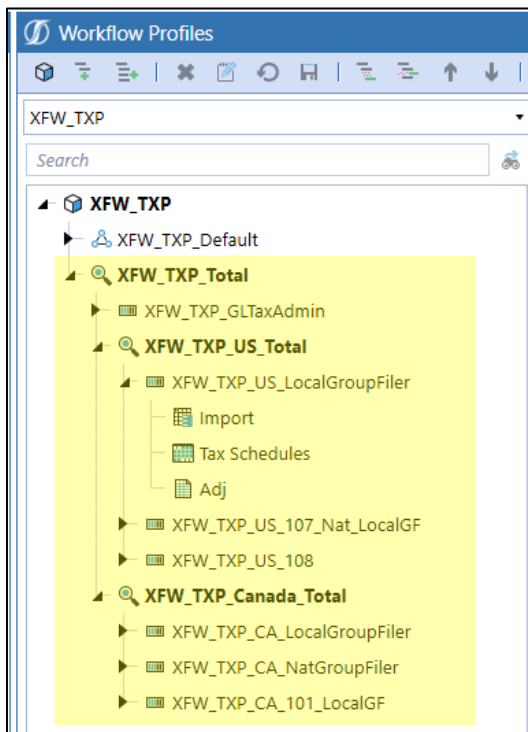
We have supplied a **sample** working workflow profile template in the Detail Process Flow file. See tab "Sample WF Upload Template".



The WF Profile template assumes that you have this as a starting point:



After the upload you will have this:



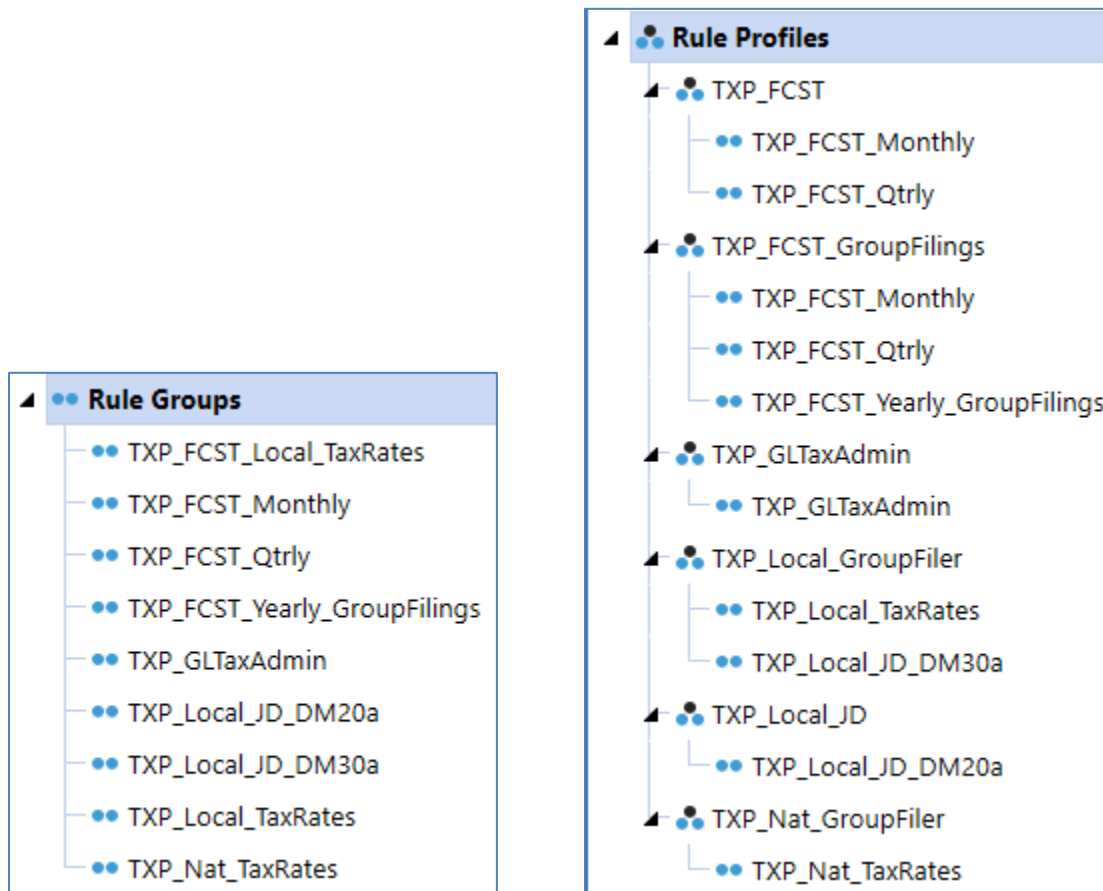
## Confirmation Rules

The ability to create Confirmation Rules that are tailored to address customer specific controls is a powerful extension of the OneStream Platform. Tax Provision Blueprint has a few pre-built confirmation rules that you can use, modify, add on to, or remove if not necessary.

### See also:

- *Foundation Guides* in the *OneStream Design and Reference Guide*.
- *Workflow* in the *OneStream Design and Reference Guide*.

There are nine confirmation rule groups that are then grouped into six confirmation rule profiles. All the confirmation rules are set up as “Warning (Pass)” and will not prevent the user from completing their workflow. This can be changed based on your application.



### *TXP\_FCST\_Local\_TaxRates*

Used for Forecast scenarios. Checks that a Filer Entity is using the same **Local** CY Apport Rates for all UD7 entities. This applies to any Filer Entity with the Tax Rates Used designation of “Filer Rates”. One rule is used for each of the 12 months.

### *TXP\_FCST\_Monthly*

Used for Forecast scenario. Checks to see that there are monthly Current Tax Expense values - not derived data. One rule is used for each of the 12 months.

### *TXP\_FCST\_Qtrly*

Used for Forecast scenarios. Checks to see that there are periodic values on the quarter end months for pretax income - specifically there should be no derived periodic data, blank data, or zeros. One rule is used for each of the 4 quarters.



### *TXP\_FCST\_Yearly\_GroupFilings*

Used for Forecast scenarios. Validate that there are the Group Filing Definitions and compare them to the GF definitions from the Actual scenario for period M12. One rule is used for period 12.

### *TXP\_GLTaxAdmin*

Used for the Actual scenario. Check that there is a value for the Interim Reporting ETR rate. Also checks to see if the Interim Reporting ETR rate is derived or manually entered.

### *TXP\_Local\_JD\_DM20a*

Used for the Actual scenario. Checks that the U4#National Data is the same for the U4#Local JD. Ensures that the DM20a copy dashboard rule has been executed since the last import of data.

### *TXP\_GF\_Local\_DM30a*

Used for the Actual scenario. Checks that the U4#National Data is the same for the U4#Local JD and U7# (Entity) base member. Ensures that the DM30a copy dashboard rule has been executed since the last import of data.

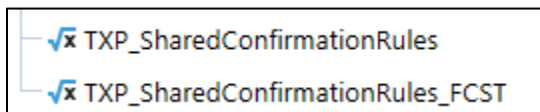
### *TXP\_Local\_TaxRates*

Used for the Actual scenario. Checks that a Filer Entity is using the same **Local** CY Apport Rates / CY Stat Rates / Closing Deferred Apport Rates / Closing Deferred Stat Rates for all UD7 entities. This applies to any Filer Entity with the Tax Rates Used designation of "Filer Rates".

### *TXP\_Nat\_TaxRates*

Used for the Actual scenario. Checks that a Filer Entity is using the same **National** CY Stat Rates and Closing Deferred Stat Rates for all UD7 entities.

The actual business rule syntax is not on each confirmation rule, but rather references a Finance Business rule called "**TXP\_SharedConfirmationRules**" and "**TXP\_SharedConfirmationRules\_FCST**". This allows for easier access to all the confirmation rules in one place, allows us to share common rules and provides additional functionality.



### **TXP\_SharedConfirmationRules:**

Order	Rule Name	Frequency	Frequency Member Filter	Rule Text	Action
0	TXP_001_DM30a	All Time Periods		Check that the U4#National Data is the same for the U4#Local JD and U7# (Entity) base member. Ensures that the DM30a copy dashboard rule has been executed since the last import of data.	Warning (Pass)

**Rule Editor - TXP\_001\_DM30a**

Filter

- ▶ api
- ▶ args
- ▶ BRapi
- ▶ Snippets

```

1 Formula Header...
24 Execute the shared validation Rule
25 Dim valHelper As New OneStream.BusinessRule.Finance.TXP_SharedConfirmationRules.MainClass
26 valHelper.GetValRuleResult(si, "TXP_001_DM30a", api, args)
27
28 'Process the rule logic
29 If args.ConfirmationRuleArgs.Info4.Equals("Fail", StringComparison.InvariantCultureIgnoreCase) Then
30     Return False
31 Else
32     Return True
33 End If
34
35 Formula Footer...
45 Helper Functions Header...
47
48
49 Helper Functions Footer...
                
```

**Business Rules - TXP\_SharedConfirmationRules**

Properties Formula

- ▶ Finance
  - √ TXP\_BusinessRules
  - √ TXP\_Copy\_Annotations
  - √ TXP\_Copy\_Data
  - √ TXP\_CustomCalcs
  - √ TXP\_CV\_CompareAnnotation
  - √ TXP\_MemberList
  - √ TXP\_MemberListRanked
  - √ TXP\_NatFilerCalc
  - √ TXP\_SharedConfirmationRules

```

98
99
100 ----- Data Copy - Tax Rules -----
101 Else If accountName.Equals("TXP_001_DM20a", StringComparison.InvariantCultureIgnoreCase) Then
102     Me.TXP_001_DM20a(si, api, args, vCurrency, closingrate)
103
104 Else If accountName.Equals("TXP_001_DM30a", StringComparison.InvariantCultureIgnoreCase) Then
105     Me.TXP_001_DM30a(si, api, args, vCurrency, closingrate)
106
107
108
                
```

Properties Formula

```

652
653 #Region "Tax Provision Confirmation Rules - Data Copy"
654
655 Private Sub TXP_001_DM20a(ByVal si As SessionInfo, ByVal api As FinanceRulesApi, ByVal args As FinanceRules
818
819 Private Sub TXP_001_DM30a(ByVal si As SessionInfo, ByVal api As FinanceRulesApi, ByVal args As FinanceRules
820
821 -----
822 'Rule Logic:
823 'Test that the "U4#TXP_National data at the entity is the same as U4#TXP_Local at the Filer entity" whe
824 -----
825 -----
826 Try
827     Dim wfText3_1 As String = ""
828     Dim wfText3_2 As String = ""
829     Dim passed As Boolean = True
830     Dim msgBuilder As New Text.StringBuilder
                
```

### TXP\_SharedConfirmationRules\_FCST:

The two main differences in the FCST rules are:

- We have one rule per month, as opposed to the Actual rules that has one rule that applies to all time periods
- We also need to indicate what month the rule needs to apply in (i.e.: 6).

The screenshot shows a table of rules and a detailed view of one rule's logic.

Order	Rule Name	Frequency	Frequency Member Filter	Rule Text	Action	Failure Message
5	TXP_001_PreTaxIncome_FCST_M3	Monthly		Checks to see that there are periodic values on the quarter end months - specifically there should be no derived periodic data, blank data or zeros. Zero data values should be copied from the source scenario (ie: Actuals). Please see Schedule 5.	Warning (Pass)	
10	TXP_001_PreTaxIncome_FCST_M6	Monthly		Checks to see that there are periodic values on the quarter end months - specifically there should be no derived periodic data, blank data or zeros. Zero data values should be copied from the source scenario (ie: Actuals). Please see Schedule 5.	Warning (Pass)	

```

1 Formula Header
24 Execute the shared validation Rule
25 Dim valHelper As New OneStream.BusinessRule.Finance.TXP_SharedConfirmationRules_FCST.MainClass
26 'The last number (ie: 6) will be used in the BR to indicate the month
27 valHelper.GetValRuleResult(si, "TXP_001_PreTaxIncome_FCST", globals, api, args, 6)
28
29 'Process the rule logic
30 If args.ConfirmationRuleArgs.Info4.Equals("Fail", StringComparison.InvariantCultureIgnoreCase) Then
31     Return False
32 Else
33     Return True
34 End If
    
```

The screenshot shows a class structure on the left and a code snippet on the right.

```

99
100 '-----
101 'Process Forecast Rules (Tax Provision)
102 '-----
103 '===== Monthly FCST - Tax Rules =====
104 If accountName.Equals("TXP_001_CurTaxExp_FCST", StringComparison.InvariantCultureIgnoreCase) Then
105     Me.TXP_001_CurTaxExp_FCST(si, globals, api, args, timeOffset, vCurrency, closingrate, calcSession)
106
107 '===== Quarterly FCST - Tax Rules =====
108 ElseIf accountName.Equals("TXP_001_PreTaxIncome_FCST", StringComparison.InvariantCultureIgnoreCase) Then
109     Me.TXP_001_PreTaxIncome_FCST(si, globals, api, args, timeOffset, vCurrency, closingrate, calcSession)
110
111 '===== Yearly FCST - Tax Rules =====
112 ElseIf accountName.Equals("TXP_001_GroupFilingDefinitions_FCST", StringComparison.InvariantCultureIgnoreCase) Then
113     Me.TXP_001_GroupFilingDefinitions_FCST(si, globals, api, args, timeOffset, vCurrency, closingrate, calcSession)
114
    
```

```

'Quarterly
#Region "TXP_001_PreTaxIncome_FCST"
Private Sub TXP_001_PreTaxIncome_FCST(ByVal si As SessionInfo, ByVal globals As BRGlobals, ByVal api As FinanceRulesApi, ByVal args As FinanceRulesArgs, ByVal timeOffset As Integer)
    '-----
    'Rule Logic:
    'Test to see if the periodic PreTaxIncome account has derived data on the quarter end month
    '-----
    Try
        'Get the WF Year and add the passed in month number
        'Example: valHelper.GetValRuleResult(si, "TXP_001_PreTaxIncome_FCST", api, args, 3) ----> the "3" represents "M3".
        '           valHelper.GetValRuleResult(si, "TXP_001_PreTaxIncome_FCST", api, args, 6) ----> the "6" represents "M6".
        Dim FCSTTime As String = calcsession.wfYear & "M" & timeOffset

        Dim passed As Boolean = True
        Dim msgBuilder As New Text.StringBuilder

        Dim isFirst As Boolean = True

    '-----
        Dim UD1List As String = String.Empty
        Dim ScenarioName As String = api.Pov.Scenario.Name
        Dim WFYear As String = String.Empty
        Dim EntityName As String = api.Pov.Entity.Name
    
```

Modifications to the confirmation rule groups and profiles are permitted based on your specific app. How the confirmation rule profiles get attached to the workflows and at which workflow members are application implementation considerations.

The screenshot shows the configuration interface for 'XFW\_TXP'. On the left is a tree view with 'XFW\_TXP\_US\_GroupFiler' selected. The main area shows the 'Profile Properties' for this profile, with the 'Tax' tab active. The 'Confirmation Profile Name' is highlighted as 'TXP\_LP\_GroupFiler\_WFFiler'.

Category	Property	Value
General	Name	XFW_TXP_US_GroupFiler
	Description	
Security	Access Group	Everyone
	Maintenance Group	Administrators
	Workflow Execution Group	(Use Default)
	Certification SignOff Group	(Use Default)
Workflow Settings	Workflow Name	Process Confirm Certify
	Workspace Dashboard Name (Custom Workflow)	(Use Default)
Base Input Settings	Load Overlapped Siblings	(Use Default)
	Data Quality Settings	
Other Settings	Cube View Profile Name	XFW_Tax CV's All Workflows (TXP)
	Process Cube Dashboard Profile Name	(Use Default)
	Confirmation Profile Name	TXP_LP_GroupFiler_WFFiler
	Confirmation Dashboard Profile Name	(Use Default)

Here are two sample screen shots of the confirmation rules:

The screenshot displays the 'TXP\_Actual - Mar 2020' confirmation results. It includes a summary table of rule tests and a detailed table for 'TXP\_001\_Filer\_CVApportPct'.

Status	Rule Name	Rule Text	Tested	Passed	Failed
Pass	TXP_001_Filer_CVApportPct	Check that a Filer Entity is using the same CV Apport Rates for all UD7 entities.	5	5	0
Pass	TXP_002_Filer_CVStatRatePct	Check that a Filer Entity is using the same CV Stat rates for all UD7 entities.	5	5	0
Pass	TXP_003_Filer_DefApportPct	Check that a Filer Entity is using the same Closing Deferred Apport Rates for all UD7 entities.	5	5	0
Pass	TXP_004_Filer_DefStatRatePct	Check that a Filer Entity is using the same Closing Deferred Stat Rates for all UD7 entities.	5	5	0

Status	Entity Name	Amount	Error Message	Information 1	Information 2	Information 3	Information 4
Pass	TXP_US_101 - US 101 En	0.00		TXP_US_AL - Alabama U7# TXP_US_101 = 15.00 % U7# TXP_US_102 = 15.00 % U7# TXP_US_103 = 15.00 % TXP_US_CA - California U7# TXP_US_101 = 14.00 % U7# TXP_US_102 = 14.00 % U7# TXP_US_108 = 14.00 % TXP_US_GA - Georgia U7# TXP_US_101 = 20.00 %	Rule Definition: All#TXP_CVRate :U2#TXP_Apport For each UD1 JD - all UD7 base members Must have the same value	All Filer entities / Jurisdictions have the same percentage rates at the UD7 level.	Pass
Pass	TXP_US_104 - US 104 En	0.00		TXP_US_AL - Alabama U7# TXP_US_104 = 30.00 % U7# TXP_US_105 = 30.00 % U7# TXP_US_108 = 30.00 % TXP_US_CA - California U7# TXP_US_104 = 15.00 % U7# TXP_US_118 = 15.00 % U7# TXP_US_120 = 15.00 % TXP_US_GA - Georgia U7# TXP_US_104 = 17.00 %	Rule Definition: All#TXP_CVRate :U2#TXP_Apport For each UD1 JD - all UD7 base members Must have the same value	All Filer entities / Jurisdictions have the same percentage rates at the UD7 level.	Pass
Pass	TXP_US_105 - US 105 En	0.00		TXP_US_DE - Delaware U7# TXP_US_103 = 30.00 % U7# TXP_US_105 = 30.00 % U7# TXP_US_108 = 30.00 %	Rule Definition: All#TXP_CVRate :U2#TXP_Apport For each UD1 JD - all UD7 base members Must have the same value	All Filer entities / Jurisdictions have the same percentage rates at the UD7 level.	Pass
Pass	TXP_US_107 - US 107 En	0.00		TXP_US_IL - Illinois U7# TXP_US_107 = 27.00 % U7# TXP_US_104 = 27.00 % U7# TXP_US_120 = 27.00 % TXP_US_AL - Alabama U7# TXP_US_117 = 35.00 %	Rule Definition: All#TXP_CVRate :U2#TXP_Apport For each UD1 JD - all UD7 base members Must have the same value	All Filer entities / Jurisdictions have the same percentage rates at the UD7 level.	Pass

XFW_TXP_US_GroupFiler - TXP_Actual - Mar 2020									
Process Confirm Certify Confirmation Completed									
Run Confirmation									
( TXP_GF_Local_JD_DM30a ) Summary Rule Analysis									
Status	Rule Name	Rule Text	Tested	Passed	Failed				
Confirmation	TXP_001_DM30a	Check that the U4#National Data is the same for the U4#Local JD and U7# (Entity) base member. Ensures that the DM30a copy dashboard rule has been executed since the last import of data.	5	1	4				
( TXP_001_DM30a ) Detail Rule Analysis									
Status	Entity Name	Amount	Error Message	Information 1	Information 2	Information 3	Information 4		
Fail	TXP_US_101 - US 101 En	0.00	The National data is Not the same for each Local JD / Entity (U7) combination. See "Sch DM30a GF Copy National to Local - Provision" The National data is Not the same for each Local JD / Entity (U7) combination.	The copy rule has not been executed for any JD / UDT combination.		See Schedule: DM30a GF Copy National to Local - Provision	Fail		
Fail	TXP_US_104 - US 104 En	0.00	The National data is Not the same for each Local JD / Entity (U7) combination. See "Sch DM30a GF Copy National to Local - Provision" The National data is Not the same for each Local JD / Entity (U7) combination.	The copy rule has not been executed for any JD / UDT combination.		See Schedule: DM30a GF Copy National to Local - Provision	Fail		
Fail	TXP_US_105 - US 105 En	0.00	The National data is Not the same for each Local JD / Entity (U7) combination. See "Sch DM30a GF Copy National to Local - Provision"	The copy rule has not been executed for any JD / UDT combination.		See Schedule: DM30a GF Copy National to Local - Provision	Fail		
Pass	TXP_US_107 - US 107 En	0.00		TXP_US_GA - Georgia ----- U7#TXP_US_102 : OK U7#TXP_US_107 : OK U7#TXP_US_118 : OK  TXP_US_IL - Illinois ----- U7#TXP_US_107 : OK U7#TXP_US_104 : OK U7#TXP_US_120 : OK  TXP_US_NV - Nevada ----- U7#TXP_US_102 : OK U7#TXP_US_107 : OK U7#TXP_US_120 : OK	Rule Definition: ----- [Entity] U1 National member A#TXP_TBBeforeLoss U4#TXP_National F#TXP_CVProvision F#TXP_TotalDefOther F#TXP_CVProvision <less> [Filer Entity] U1 Local member A#TXP_TBBeforeLoss U4#TXP_Local F#TXP_CVProvision F#TXP_TotalDefOther F#TXP_CVProvision <less> [Filer Entity] U1 Local member A#TXP_IDTotal U4#TXP_Local F#TXP_CVProvision F#TXP_TotalDefOther F#TXP_CVProvision ----- Each UD1 JD and UDT base member combination Must have the same value	All Filer entities / Jurisdictions / UDT entities have the same data at the UD4 Local member as the UD4 National member.	Pass		
Fail	TXP_US_117 - US 117 En	0.00	The National data is Not the same for each Local JD / Entity (U7) combination. See "Sch DM30a GF Copy National to Local - Provision"	The copy rule has not been executed for any JD / UDT combination.		See Schedule: DM30a GF Copy National to Local - Provision	Fail		

XFW_TXP_US_107_Nat_LocalGF - TXP_FCST_Q3 - 2020 (Jan 2020 - Dec 2020)									
Process Confirm Certify Confirmation Completed									
Run Confirmation									
( TXP_FCST_Monthly ) Summary Rule Analysis									
Status	Rule Name	Rule Text	Tested	Passed	Failed				
Confirmation	TXP_001_CurTaxExp_FCST_M3	Check to see that there are monthly Current Tax Expense values - not derived data.	1	0	1				
Confirmation	TXP_001_CurTaxExp_FCST_M4	Please see Schedule 5.	1	0	1				
Confirmation	TXP_001_CurTaxExp_FCST_M5	Check to see that there are monthly Current Tax Expense values - not derived data.	1	0	1				
Confirmation	TXP_001_CurTaxExp_FCST_M6	Please see Schedule 5.	1	0	1				
Confirmation	TXP_001_CurTaxExp_FCST_M7	Check to see that there are monthly Current Tax Expense values - not derived data.	1	0	1				
Confirmation	TXP_001_CurTaxExp_FCST_M8	Please see Schedule 5.	1	0	1				
Confirmation	TXP_001_CurTaxExp_FCST_M9	Check to see that there are monthly Current Tax Expense values - not derived data.	1	1	0				
Confirmation	TXP_001_CurTaxExp_FCST_M10	Please see Schedule 5.	1	0	1				
Confirmation	TXP_001_CurTaxExp_FCST_M11	Check to see that there are monthly Current Tax Expense values - not derived data.	1	0	1				
Confirmation	TXP_001_CurTaxExp_FCST_M12	Please see Schedule 5.	1	0	1				
( TXP_001_CurTaxExp_FCST_M9 ) Detail Rule Analysis									
Status	Entity Name	Amount	Error Message	Information 1	Information 2	Information 3	Information 4		
Pass	TXP_US_107 - US 107 En	0.00		S# TXP_FCST_Q3 T# 2020M9 ----- U1# TXP_US Amt: 3,304.00 U1# TXP_US_Local Amt: -1,644.46	Rule Definition: ----- A# TXP_CurTaxExp F# TXP_CVProvision U2# TXP_Tax_CalcCYNat / Local U4# TXP_National / Local ----- should contain a Current Tax Expense amount for each UD1 member.	The data is real and NOT derived. Please see Schedule 05 for more details.	Pass		

The Confirmation Rules looks at the workflow profile name to see if it contains “**LocalGroupFiler**” or “**NatGroupFiler**”. This is because these WF profiles do not contain any entities, so we need to tell rules what list of entities to use.

```
'Get the 1st position on WF Text 3 field - GroupFiler - example: U1#TXP_US_Local.Base,U1#TXP_TopTax,U7#TXP_US_Total.Base
wfText3_1 = StringHelper.SplitString(wfText3, ",", True, True).Item(0)
'Get the 2nd position on WF Text 3 field - WFFiler - example: U1#TXP_US,U1#TXP_US_Total.Base,U7#None
wfText3_2 = StringHelper.SplitString(wfText3, ",", True, True).Item(1)

'Dynamically create the UD1 hierarchy to be used based on the WF Text 3 field, position 1 and 2 (rather than hard coding the very top UD1 member)
Dim memFilter As String
Dim wfProfileName As String = BRApi.Workflow.Metadata.GetProfile(si, si.WorkflowClusterPk.ProfileKey).Name

If wfProfileName.XFContainsIgnoreCase("LocalGroupFiler") Then
    'XFW_TXP_CA_LocalGroupFiler--> U1#TXP_CA_Local.Base,U1#TXP_TopTax,U7#TXP_Canada_Total.Base
    'why? WF Text 3, position 2 on a Group Filer WF does not have the ".Base" - For Example: U1#TXP_US_Local.Base,U1#TopTax,U7#TXP_US_Total.Base / therefore u
    memFilter = wfText3_1.ToString
Else
    'XFW_TXP_CA_102_LocalGF--> U1#TXP_CA_Local.Base,U1#TXP_CA_Total.Base,U7#TXP_Canada_Total.Base
    memFilter = wfText3_2.ToString
End If
```

```
'Get the 1st position on WF Text 3 field - GroupFiler - example: U1#TXP_US_Local.Base,U1#TXP_TopTax,U7#TXP_US_Total.Base
wfText3_1 = StringHelper.SplitString(wfText3, ",", True, True).Item(0)
'Get the 2nd position on WF Text 3 field - WFFiler - example: U1#TXP_US,U1#TXP_US_Total.Base,U7#None
wfText3_2 = StringHelper.SplitString(wfText3, ",", True, True).Item(1)

'Dynamically create the UD1 hierarchy to be used based on the WF Text 3 field, position 1 and 2 (rather than hard coding the very top UD1 member)
Dim memFilter As String
Dim wfProfileName As String = BRApi.Workflow.Metadata.GetProfile(si, si.WorkflowClusterPk.ProfileKey).Name

If wfProfileName.XFContainsIgnoreCase("NatGroupFiler") Then
    'XFW_TXP_CA_NatGroupFiler --> U1#TXP_CA,U1#TXP_TopTax,U7#TXP_Canada_Total.Base
    'why? WF Text 3, position 2 on a National Group Filer WF does not have the national member, therefore use postion 1
    memFilter = wfText3_1.ToString
Else
    memFilter = wfText3_2.ToString
End If
```

### Import

Each Import workflow must be evaluated to determine if it needs to be Active or not based on where data will be imported. This is an application specific design consideration. **Profile Active = False / True.**

Workflow Settings	
Workflow Channel	(Use Default)
Workflow Name	(Use Default)
Workspace Dashboard Name (Custom Workflow)	(Use Default)
Profile Active	False

### Journals

Journals are not typically used in Tax Provision Blueprint. These Base Input Child Workflow Profiles can be set to **Profile Active = False.**

Workflow Settings	
Workflow Channel	(Use Default)
Workflow Name	(Use Default)
Workspace Dashboard Name (Custom Workflow)	(Use Default)
Profile Active	False

## Dashboards

Dashboards are used extensively to render the schedules/forms as well as the Home Page reporting options.

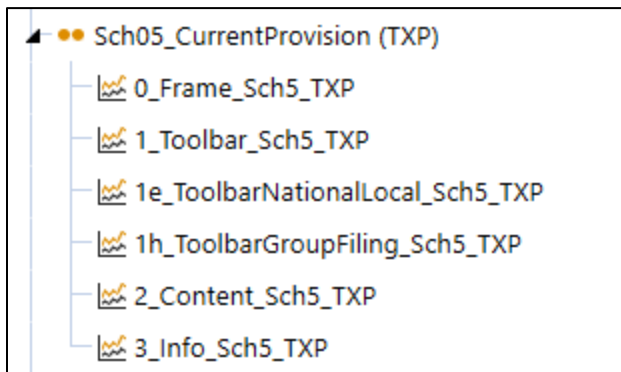
### Overview

Most of the dashboards are constructed in the same manner. A top dashboard (0\_Frame...), a toolbar dashboard (1\_Toolbar...), a content which is the cube view (2\_Content...) and some may have an information line (3\_Info...). So, there are usually two/three main components to each schedule.

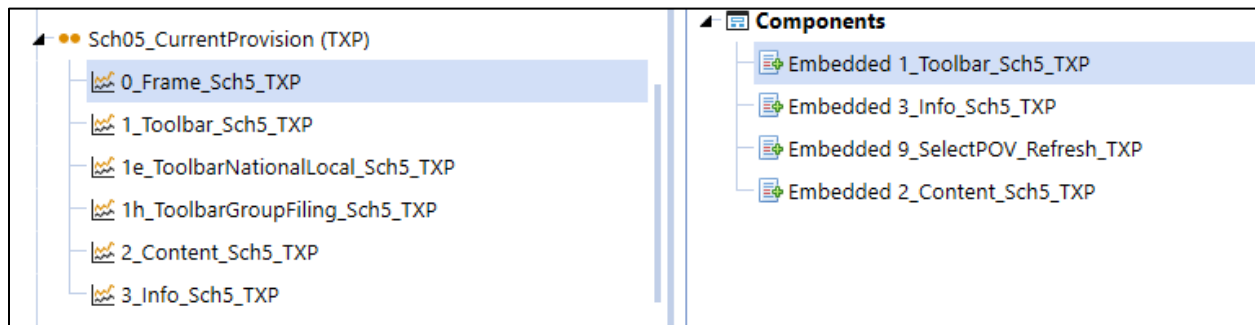
Let's look at schedule 05 – Current Provision. Here is what the final output looks like:

Item	TXP_Gross_Input	OK	Manual Adjust	Provision
CALC STATUS	TXP_Gross_Input	OK	OK	OK
TXP_PreTaxIncome - Pretax Income	TXP_Gross_Input	950,000		950,000
TXP_PTIBA001 - Book Adjustments	TXP_Gross_Input	(70,000)	20,000	(50,000)
<b>Total Pretax Income Book Adjustments</b>	<b>TXP_Gross_Input</b>	<b>(70,000)</b>	<b>20,000</b>	<b>(50,000)</b>
<b>Total Adjusted Pretax Income</b>	<b>TXP_Gross_Input</b>	<b>880,000</b>	<b>20,000</b>	<b>900,000</b>
TXP_PD0005 - Municipal Bond Interest Income - PD	TXP_Gross_Input	(105,000)		(105,000)
TXP_PD0010 - Interest Cost to Carry Municipal Bonds - PD	TXP_Gross_Input	(21,000)		(21,000)
TXP_PD0015 - Subpart F Income - PD	TXP_Gross_Input	16,000		16,000
TXP_PD0020 - Section 78 Gross Up - PD	TXP_Gross_Input	14,000		14,000
TXP_PD0025 - Dividends Received Deduction-00% - PD	TXP_Gross_Input	1,000		1,000

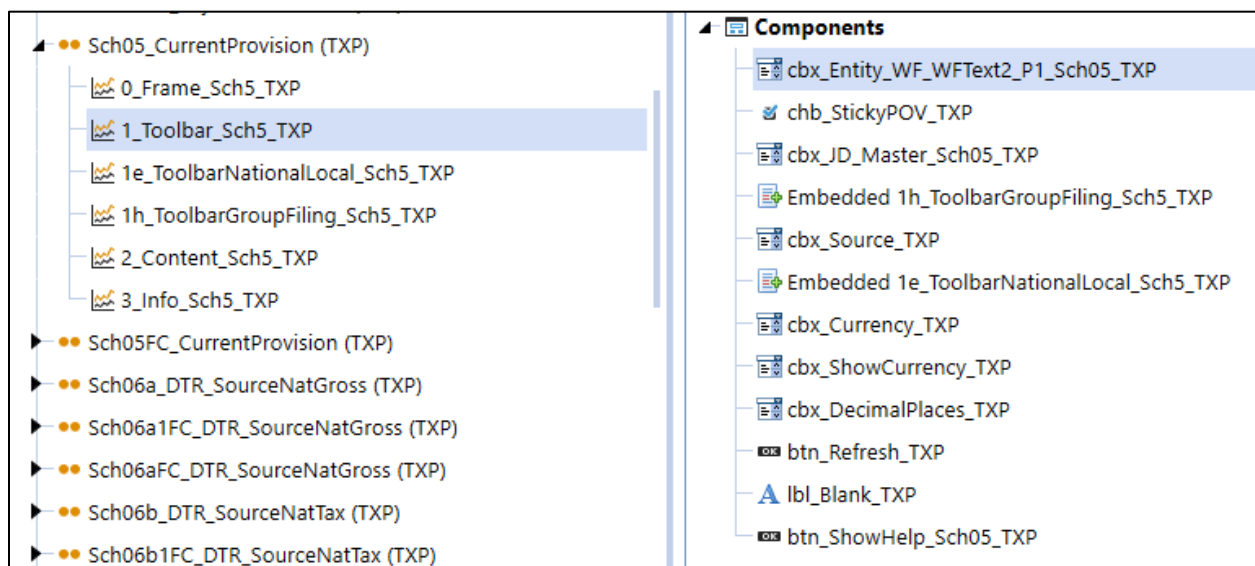
In the Dashboard Maintenance Units, here are the dashboards that make up schedule 05.



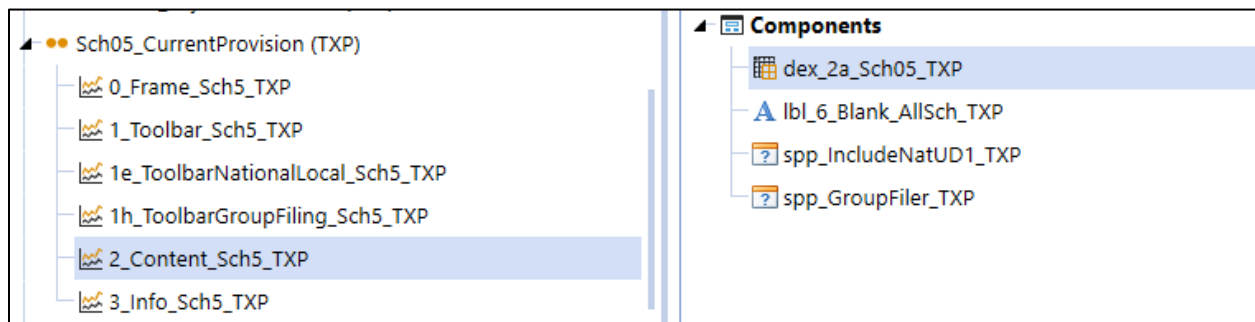
The **top** dashboard (0\_Frame...) holds the other embedded dashboards.



The **toolbar** dashboard will hold the objects such as the POV combo boxes, labels and the help file specific to that dashboard.

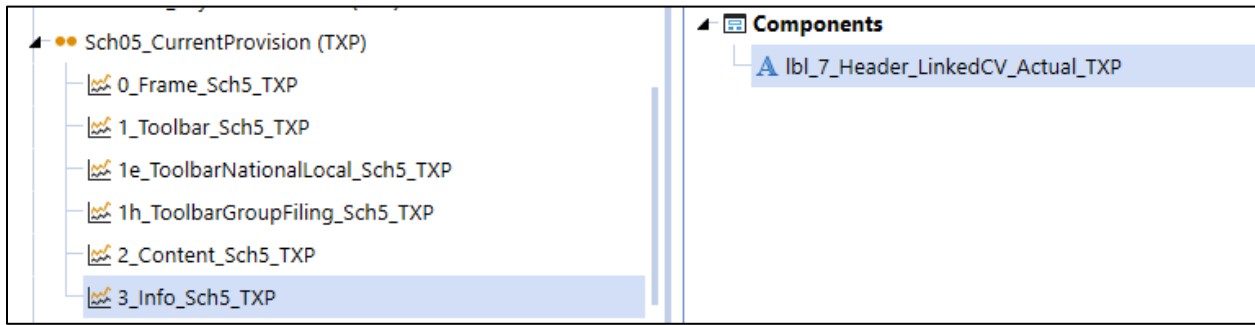


The **content** dashboard will hold the cube view.




The **info** dashboard will hold a label that indicates to the user if Linked CV's are available on the main CV. This label is either fixed or contains a parameter that executes a dynamic BR to evaluate the National/Local JD and determines if the information message should be displayed or not.

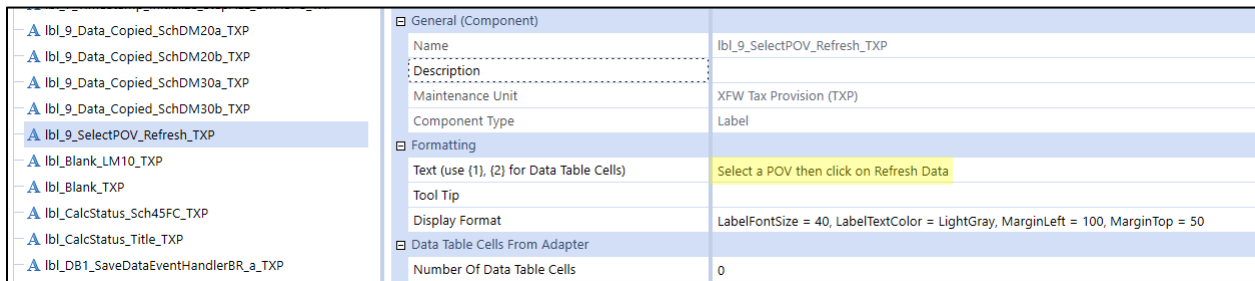




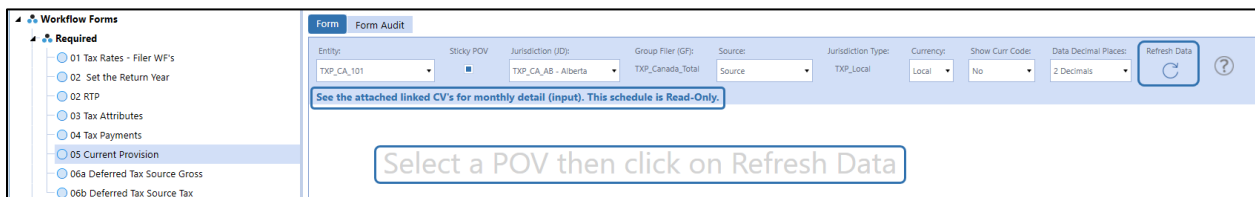
With the introduction of the “Refresh Data” button, a generic dashboard was created to hold a label. This generic dashboard is used on all dashboards that require the refresh data button.



Here is what the label says:



Here is what it looks like in a schedule:



The 0\_Frame... dashboard is then attached to the Form template as follows:

The screenshot shows a configuration panel for a tax form template. On the left, a tree view lists various tax forms, with '05 Current Provision' selected. The configuration panel on the right is divided into sections: General, Workflow, and Literal Parameter Values.

Section	Field	Value
General	Name	05 Current Provision
	Description	Current Provision
	Form Type	Dashboard
	Dashboard	0_Frame_Sch5_TXP
	Excel File (optional)	
	Refresh Spreadsheet When Opened	True
Workflow	Form Requirement Level	Required
	Form Frequency	All Time Periods
	Frequency Member Filter	
	Time Member Filter For 'Complete Form'	
Literal Parameter Values	Name Value Pairs (e.g., Param1=Value1, ...)	IncludeNatUD1=True


### Schedule Help Files

Each schedule has a PPT help file attached to it. You can access the help file by clicking on the question mark in the upper right-hand corner of the dashboard (the last object in the toolbar). The purpose of these help files is to provide some information on the specific schedule and possible guidance on how to complete the schedule. These help files are completely customizable for each implementation.

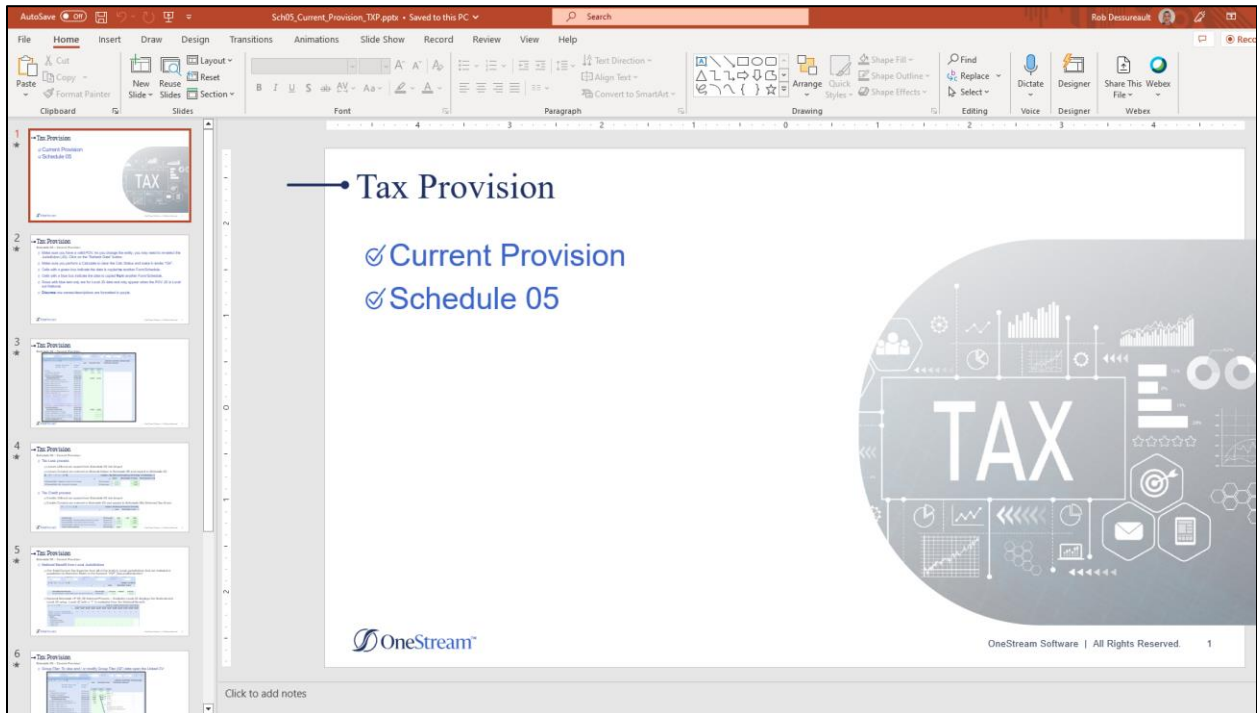
Here is an example using Schedule 05. Click on the question mark:

The screenshot shows a tax software dashboard. On the left, a tree view shows '2021' and 'Jun' selected. The main area displays a 'Form Audit' for 'Schedule 05 - Current Provision - TXP\_Actual Jun 2021'. A red arrow points to a question mark icon in the top right corner of the dashboard.

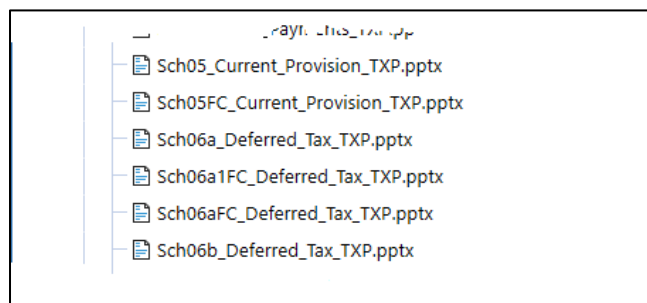
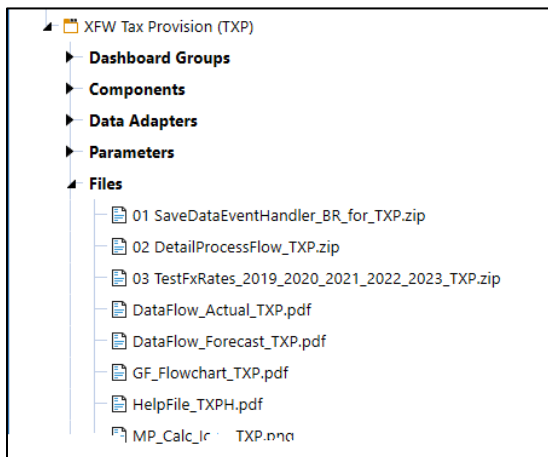
Item	Linked CV	Linked CV	Linked CV
TXP_Gross_Input	OK	OK	OK
TXP_Gross_Input	210,000.00		210,000.00
TXP_Gross_Input	5,250.00		5,250.00
<b>TXP_Gross_Input</b>	<b>5,250.00</b>		<b>5,250.00</b>
TXP_Gross_Input	215,250.00		215,250.00
TXP_Gross_Input	(7,875.00)		(7,875.00)
TXP_Gross_Input	(5,250.00)		(5,250.00)
TXP_Gross_Input	42,000.00		42,000.00
TXP_Gross_Input	28,875.00		28,875.00
<b>TXP_Gross_Input</b>	<b>244,125.00</b>		<b>244,125.00</b>

 **Note:** These files should be updated to reflect your specific company information and procedures.

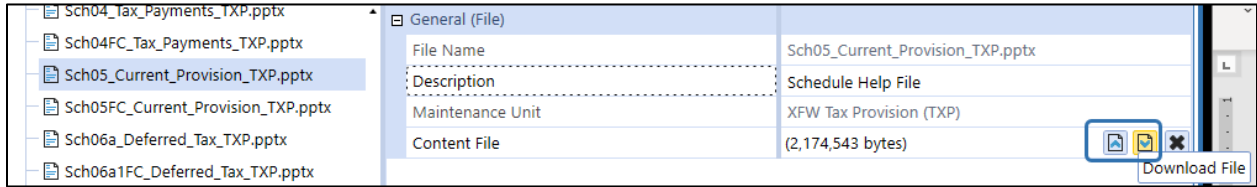
A PowerPoint (PPT) file then opens:



The PPT files that are attached to each Schedule / Form dashboard can be found in the Files section in the Dashboard Maintenance Unit. They can be downloaded, updated for client specific information, and then uploaded back into the Files section. Here is a sample screenshot of some of the PPT files.



Used the “Upload File” and “Download File” icons.

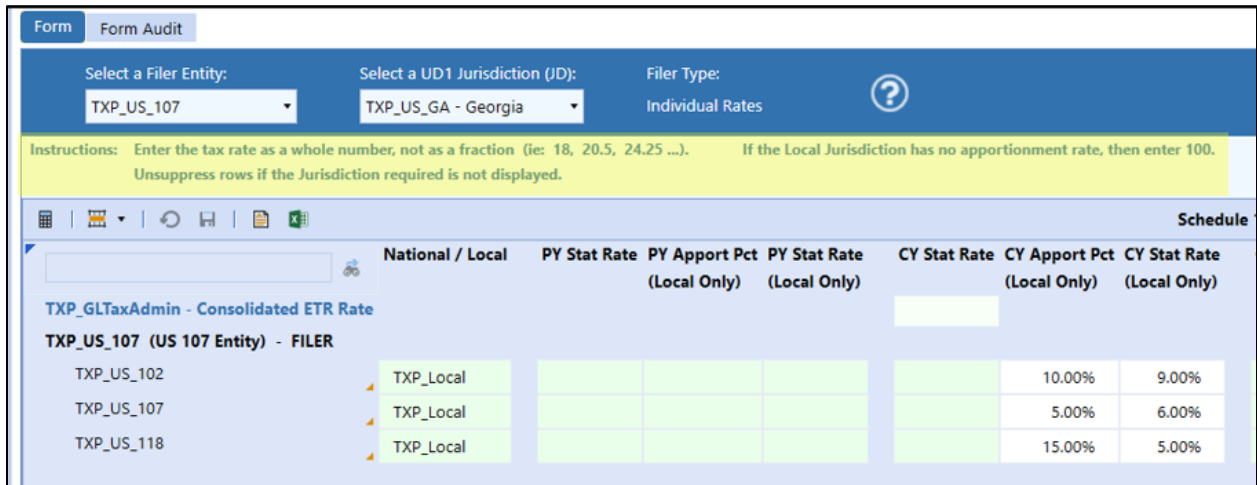


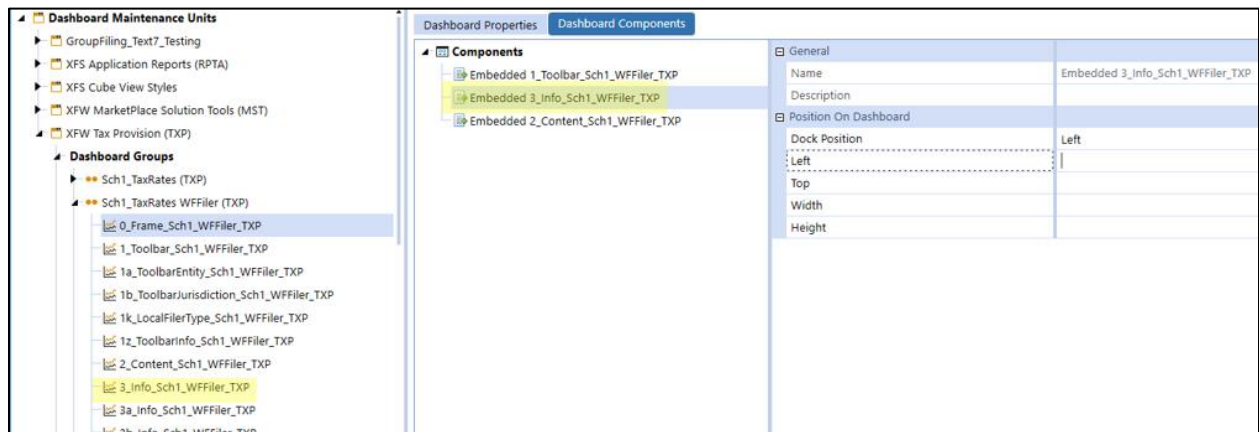
### Miscellaneous

The Instruction banners that we had in a previous release of Tax Provision Blueprint have been removed and the information has been added to the individual schedule help files (available by clicking on the question mark – upper right-hand corner of the schedule). By removing this banner, we are saving screen real-estate for other information and makes the schedule less busy.

We have just removed the embedded reference to the 3\_Info... dashboard. It can be easily put back in an implementation if needed or wanted. All objects remain in the DMU. All new dashboards in this release of Tax Provision Blueprint will not have the instruction banner objects.

Here are some screen shots before the Instruction banner removal.



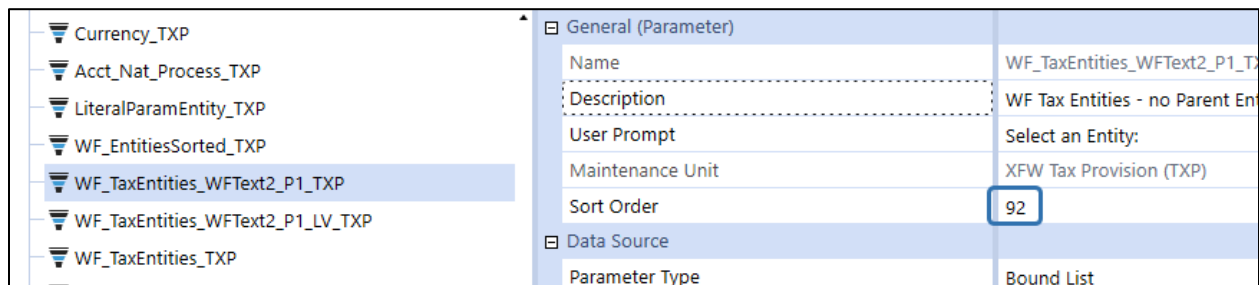


Grid Layout Type	
Number Of Rows	3
Number Of Columns	1
Row 1	
Row 1 Type	Component
Row 1 Height (e.g., 150, *, 2*, Auto)	70
Row 2	
Row 2 Type	Component
Row 2 Height	50
Row 3	
Row 3 Type	Component
Row 3 Height	*
Column 1	
Column 1 Type	Component
Column 1 Width (e.g., 150, *, 2*, Auto)	*

## Parameters

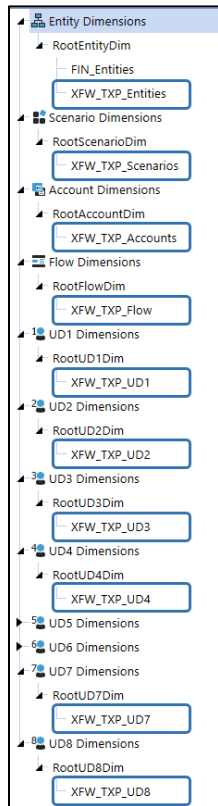
As we mentioned at the beginning of the document, we use parameters extensively – in cube views, dashboards, reports, business rules, data management jobs to name a few. Extreme care should be used when making any modifications to the parameters.

Parameters do not appear in alpha/numeric order. We have used the “Sort Order” to arrange them in a logical order. You can adjust the order of the parameters as you like.



All parameters should be reviewed to make sure that the cube dimension, the entity dimension, and the entity name, the UDx dimension names represent what you have created in your application. If you use the exact same dimension names, then no changes are necessary.

Here are the Dimension names that are used in Tax Provision Blueprint:



Examples of things to look for and possibly change based on individual application set ups:

The Cube name is used throughout the entire application. We recommend that you also use the cube name “XFW\_TXP” in your application.

<ul style="list-style-type: none"> <li>WF_EntitiesSorted_TXP</li> <li>WF_TaxEntities_WFText2_P1_TXP</li> <li>WF_TaxEntities_WFText2_P1_LV_TXP</li> <li style="background-color: #e6f2ff;">WF_TaxEntities_TXP</li> <li>Tax_Entities_TXP</li> <li>Tax_Entities_SETR_TXP</li> <li>Tax_Entities_NoBase_TXP</li> <li>LocalFilter_All_TXP</li> </ul>	<table border="1"> <tr> <th colspan="2">Data Source</th> </tr> <tr> <td>Parameter Type</td> <td>Member List</td> </tr> <tr> <td>Default Value</td> <td></td> </tr> <tr> <td>Display Member</td> <td>Name</td> </tr> <tr> <td>Cube</td> <td>XFW_TXP</td> </tr> <tr> <td>Dimension Type</td> <td>Entity</td> </tr> <tr> <td>Dimension</td> <td>!StoredEntityDim_TXPT!</td> </tr> <tr> <td>Member Filter</td> <td>E#Root.WFProfileEntities</td> </tr> </table>	Data Source		Parameter Type	Member List	Default Value		Display Member	Name	Cube	XFW_TXP	Dimension Type	Entity	Dimension	!StoredEntityDim_TXPT!	Member Filter	E#Root.WFProfileEntities
Data Source																	
Parameter Type	Member List																
Default Value																	
Display Member	Name																
Cube	XFW_TXP																
Dimension Type	Entity																
Dimension	!StoredEntityDim_TXPT!																
Member Filter	E#Root.WFProfileEntities																

The dimension names are used through the parameters. We recommend that you also use the dimension names that come with the Tax Provision Blueprint app.

<ul style="list-style-type: none"> <li>LocalFileType_TXP</li> <li>LiteralParamUD1_TXP</li> <li>UD1_JD_TXP</li> <li><b>UD1_JD_MASTER_TXP</b></li> <li>UD1_JD_MASTER_LV_TXP</li> <li>UD1_JD_MASTER_30a_TXP</li> <li>UD1_JD_MASTER_30b_TXP</li> <li>UD1_JD_Nat_TXP</li> </ul>	<table border="1"> <tr><th colspan="2">Data Source</th></tr> <tr><td>Parameter Type</td><td>Member List</td></tr> <tr><td>Default Value</td><td></td></tr> <tr><td>Display Member</td><td>Name and Description</td></tr> <tr><td>Cube</td><td>XFW_TXP</td></tr> <tr><td>Dimension Type</td><td>UD1 (UD1 - Jurisdictions)</td></tr> <tr><td>Dimension</td><td>XFW_TXP_UD1</td></tr> <tr><td>Member Filter</td><td>XFBR(TXP_ParamHelper, DetermineUD1, ScenarioName)</td></tr> </table>	Data Source		Parameter Type	Member List	Default Value		Display Member	Name and Description	Cube	XFW_TXP	Dimension Type	UD1 (UD1 - Jurisdictions)	Dimension	XFW_TXP_UD1	Member Filter	XFBR(TXP_ParamHelper, DetermineUD1, ScenarioName)
Data Source																	
Parameter Type	Member List																
Default Value																	
Display Member	Name and Description																
Cube	XFW_TXP																
Dimension Type	UD1 (UD1 - Jurisdictions)																
Dimension	XFW_TXP_UD1																
Member Filter	XFBR(TXP_ParamHelper, DetermineUD1, ScenarioName)																

<ul style="list-style-type: none"> <li>UD7_Sch5_LV_TXP</li> <li>UD7_Sch6_LV_TXP</li> <li>UD7_Sch6_ML_TXP</li> <li><b>UD7_Sch6a_ML_LinkCV01_TXP</b></li> <li>UD7_Sch6a_ML_LinkCV02_TXP</li> <li>UD7_Sch6a_LV_LinkCV02_TXP</li> <li>UD7_Sch7b_LV_TXP</li> <li>UD7_Sch7b_ML_LinkCV02_TXP</li> </ul>	<table border="1"> <tr><th colspan="2">Data Source</th></tr> <tr><td>Parameter Type</td><td>Member List</td></tr> <tr><td>Default Value</td><td>None</td></tr> <tr><td>Display Member</td><td>Name and Description</td></tr> <tr><td>Cube</td><td>XFW_TXP</td></tr> <tr><td>Dimension Type</td><td>UD7 (UD7 - GF Entities)</td></tr> <tr><td>Dimension</td><td>XFW_TXP_UD7</td></tr> <tr><td>Member Filter</td><td>XFBR(TXP_ParamHelper, UD7Detail, ScenarioName)</td></tr> </table>	Data Source		Parameter Type	Member List	Default Value	None	Display Member	Name and Description	Cube	XFW_TXP	Dimension Type	UD7 (UD7 - GF Entities)	Dimension	XFW_TXP_UD7	Member Filter	XFBR(TXP_ParamHelper, UD7Detail, ScenarioName)
Data Source																	
Parameter Type	Member List																
Default Value	None																
Display Member	Name and Description																
Cube	XFW_TXP																
Dimension Type	UD7 (UD7 - GF Entities)																
Dimension	XFW_TXP_UD7																
Member Filter	XFBR(TXP_ParamHelper, UD7Detail, ScenarioName)																

<ul style="list-style-type: none"> <li>NumberFormat_0_00%_TXP</li> <li>NumberFormat_FXRates_TXP</li> <li>NumberFormat_Year_TXP</li> <li>Currency_TXP</li> <li><b>Acct_Nat_Process_TXP</b></li> <li>LiteralParamEntity_TXP</li> <li>WF_EntitiesSorted_TXP</li> <li>WF_TaxEntities_WFText2_P1_TXP</li> </ul>	<table border="1"> <tr><th colspan="2">Data Source</th></tr> <tr><td>Parameter Type</td><td>Member List</td></tr> <tr><td>Default Value</td><td>TXP_Nat_Benefit_Excl_LocalJD</td></tr> <tr><td>Display Member</td><td>NameAndDescription</td></tr> <tr><td>Cube</td><td>XFW_TXP</td></tr> <tr><td>Dimension Type</td><td>Account</td></tr> <tr><td>Dimension</td><td>XFW_TXP_Accounts</td></tr> <tr><td>Member Filter</td><td>A#TXP_Nat_Excl_LocalJD.Base</td></tr> </table>	Data Source		Parameter Type	Member List	Default Value	TXP_Nat_Benefit_Excl_LocalJD	Display Member	NameAndDescription	Cube	XFW_TXP	Dimension Type	Account	Dimension	XFW_TXP_Accounts	Member Filter	A#TXP_Nat_Excl_LocalJD.Base
Data Source																	
Parameter Type	Member List																
Default Value	TXP_Nat_Benefit_Excl_LocalJD																
Display Member	NameAndDescription																
Cube	XFW_TXP																
Dimension Type	Account																
Dimension	XFW_TXP_Accounts																
Member Filter	A#TXP_Nat_Excl_LocalJD.Base																

The Settings options that are selected and saved on the Setup dashboard are written and stored to several Literal Value parameters. These parameters are then used in BR's and CV's.

**TAX PROVISION**

**SETTINGS**

Global Setup

Detailed Implementation Files

**Select the Tax Entity Dimension:** XFW\_TXP\_Entities

**Select the Top Tax Entity:**

- None
- TXP\_Legal\_CTX - Total Tax Legal
- TXP\_Domestic\_Total - Total Domestic
- TXP\_Intl\_Total - Total International
- TXP\_GLTaxAdmin - Global Tax Admin

**Security Role (Manage Tax Setup):** TXP\_Admins Access to the Settings / Global Setup (this page).

**Seed Year:** 2019

**For Bulk Copy (Return Data) - RTP Range of Years:** 3 Number of years prior to the WF year (valid values are 1-5).

**Schedule 03 - Expiration Year (lower limit):** 2000 Used only in the Seed year.

**Schedule 03 - Expiration Year (upper limit):** 30 Number of years past the WF year (valid values are 10-99).

**Schedule 04 - Tax Year (lower limit):** 2004

**Save**

The following literal value parameters are used throughout business rules, cube views and in other parameters.

StoredEntityDim_TXPT	Sort Order	2100
StoredScenario_TXPT	Data Source	
StoredAccount_TXPT	Parameter Type	Literal Value
StoredFlow_TXPT	Default Value	XFW_TXP_Entities

StoredEntityMember_TXPT	Sort Order	2100
StoredEntityDim_TXPT	Data Source	
StoredScenario_TXPT	Parameter Type	Literal Value
StoredAccount_TXPT	Default Value	TXP_Legal_CTX

StoredEntityDim_TXPT	Sort Order	2100
StoredSecurityRole_TXPT	Data Source	
StoredEntityMember_TXPT	Parameter Type	Literal Value
StoredScenario_TXPT	Default Value	TXP_Admins

StoredSeedYear_TXPT	Sort Order	2108
StoredSch3TaxYear_TXPT	Data Source	
StoredSch4TaxYear_TXPT	Parameter Type	Literal Value
	Default Value	2019

StoredRTPYearRange_TXPT	Sort Order	2112
StoredSch3TaxYear_TXPT	Data Source	
StoredSch3MaxTaxYear_TXPT	Parameter Type	Literal Value
	Default Value	3

StoredRTPYearRange_TXPT	Sort Order	2115
StoredSch3TaxYear_TXPT	Data Source	
StoredSch3MaxTaxYear_TXPT	Parameter Type	Literal Value
StoredSch4TaxYear_TXPT	Default Value	2000

StoredSch3MaxTaxYear_TXPT	Sort Order	2118
StoredSch4TaxYear_TXPT	Data Source	
HelpAboutSolutionCode_TXPH	Parameter Type	Literal Value
HelpAboutSolutionTitle_TXPH	Default Value	30

StoredSch4TaxYear_TXPT	Sort Order	2120
HelpAboutSolutionCode_TXPH	Data Source	
HelpAboutSolutionTitle_TXPH	Parameter Type	Literal Value
HelpAboutVersion_TXPH	Default Value	2004



The following parameters have the return to provision scenario (**TXP\_ActualRTP**) hard coded in the member filter:

- NationalFiler\_ActualRTP\_DM30b1\_TXP
- NationalFiler\_ActualRTP\_DM20b2\_TXP
- UD1\_JD\_20b2\_TXP
- UD1\_JD\_30b1\_TXP
- UD1\_JD\_MASTER\_30b\_TXP
- UD7\_Sch30b\_ML\_All\_TXP
- UD7\_Sch30b1\_ML\_All\_TXP

Dimension Type	UD7 (UD7 - GF Entities)
Dimension	XFW_TXP_UD7
Member Filter	XFBR(TXP_ParamHelper, UD7Detail, ScenarioName=TXP_ActualRTP, EntityName=!WF_TaxEntities_WFText2_P1_TXP!, UD1Na

There is a parameter called “**Tax\_Entities\_SETR\_TXP**” that uses the “Where” clause. There is currently no option to use VaryByScenarioType or VaryByTime. It only looks at the “Default” scenario type.

WF_TaxEntities_WFText2_P1_LV_TXP	Data Source	Member List
WF_TaxEntities_TXP	Parameter Type	[CVEntity]
Tax_Entities_TXP	Default Value	Name
<b>Tax_Entities_SETR_TXP</b>	Display Member	XFW_TXP
Tax_Entities_NoBase_TXP	Cube	Entity
Entity_FilerType_TXP	Dimension Type	!StoredEntityDim_TXPT!
Entity_Desc_TXP	Dimension	E#!StoredEntityMember_TXPT!.TreeDescendants.Where(Text7 DoesNotContain SETR=No)
Entity_FilerType_MFEntity_TXP	Member Filter	

<b>TXP_Europe_Total - Total Europe</b>	Allow Adjustments From Children	True
TXP_AU_101 - AU 101 Entity	Text	
TXP_AU_102 - AU 102 Entity	Text 1	
TXP_BR_101 - BR 101 Entity	Text 2	
TXP_BR_102 - BR 102 Entity	Text 3	
TXP_CN_101 - CN 101 Entity	Text 4	
TXP_CN_102 - CN 102 Entity	Text 5	
TXP_HK_101 - HK 101 Entity	Text 6	
TXP_IN_101 - IN 101 Entity	Text 7	<b>SETR=No</b>
	Text 8	TXP_TotalNational

If you use the “Default” scenario type for this setting, then no modification to this parameter is required. If you cannot use the “Default” scenario type, then you will need to redefine the member list.

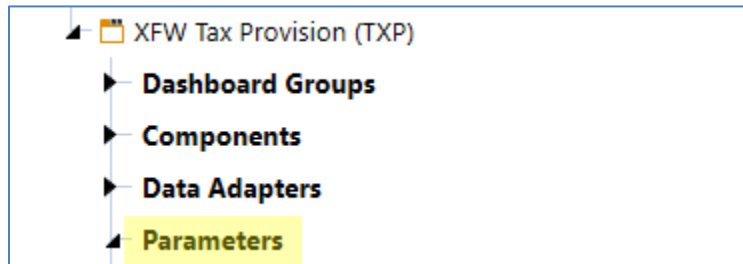
We could have defined the member list as follows, but it is then hard coded to the application’s specific entities:

- E#TXP\_Domestic\_Total.TreeDescendants, E#TXP\_Intl\_Total.TreeDescendants.Remove(TXP\_Europe\_Total)

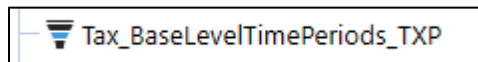
## Parameters – Manual Updates Required

Here is a list of specific parameters that need to be evaluated and possibly changed based on your specific app setup.

Parameters are located here:



### Tax\_BaseLevelTimePeriods\_TXP



This parameter is used on other parameters as well as in a number of CV's. It is a literal value parameter that has the lowest level time period for the Tax cube. By default, it is set to "Months". This is particularly important if your application uses a "Time Profile" whose base level is something other than months (i.e.: weeks, quarters...).

So, rather than hardcoding parameters and cube views with ".base" or ".months", we have created this parameter to make it easier to update your application.

However, if you require Tax schedules (maybe in different scenarios) to have more than one type of base level time periods (i.e.: some schedules need months and some need quarters), then additional modifications will be required.

General (Parameter)	
Name	Tax_BaseLevelTimePeriods_TXP
Description	The lowest level time period for Tax - adjust based on your calendar that is used (Base / Weeks / Months / Quarters / ...)
User Prompt	Used in parameter "WFYearBasePeriods_ML_TXP" and in CV's
Maintenance Unit	XFW Tax Provision (TXP)
Sort Order	51
Data Source	
Parameter Type	Literal Value
Default Value	Months

If your application just uses the Standard time profile that goes down to months, then no updates are required.

If you need your Tax schedules to be at "weeks" or "quarters" (and your scenarios are set up to accept data in that frequency), then you will need to update this parameter and test the CV's.

Here is a list of the parameters that use this parameter:

- WFYearBasePeriods\_ML\_TXP

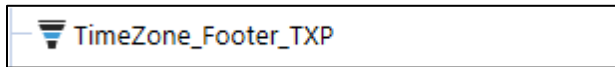
Data Source	
Parameter Type	Member List
Default Value	WFYear M12
Display Member	Description
Cube	XFW_TXP
Dimension Type	Time
Dimension	Time
Member Filter	T# WFYear , Tax_BaseLevelTimePeriods_TXP

Here is a list of the cube views where this parameter is used:

- 10b FX Rates Actual WF Year\_TXP
- 10b FX Rates FCST\_M5 WF Year\_TXP
- 10b FX Rates FCST\_Q2 WF Year\_TXP
- 10b FX Rates FCST\_Q3 WF Year\_TXP
- 10c FX Rates Actual All Years\_TXP
- 10d Calc Status All Entities WF Year\_TXP
- 10dd Calc Status All Entities WF Year\_TXP
- 10dFC Calc Status All Entities WF Scenario\_Year\_TXP
- 10ee Calc Status Actual All Entities WF Year\_TXP
- 10f Calc Status WF Entities WF Year\_TXP
- 10ff Calc Status ActualRTP All Entities WF Year\_TXP
- TimeStamp\_Overview\_TXP
- Sch\_01\_TaxRates GLTaxAdmin\_TXP
- Sch\_03\_OriginYear\_TXP
- Sch\_04\_Payments Refunds\_TXP
- Sch\_04FC\_Payments Refunds\_TXP
- Sch\_LNB\_TXP
- Sch\_LP05\_06\_National Process excl Local JD\_TXP
- Sch\_LP05\_06\_FC\_National Process excl Local JD\_TXP

The screenshot displays the 'XFW Tax Admin Reports (TXP)' interface. On the left, a tree view lists various cube views, including '10b FX Rates Actual WF Year\_TXP', '10c FX Rates Actual All Years\_TXP', and '10d Calc Status All Entities WF Year\_TXP'. The main area shows a data table with columns: 'Default', 'WF Prior M12', 'Blank 01', 'WF Year Base M1', 'WF Year Base M2\_12', 'Blank 02', and 'WF Next Year M1'. The table contains numerical data for 'Rates for Actual', 'Average FX Rates', and 'Blank01'. Below the table, the 'Member Filters' section is visible, showing the filter expression: 'T#|WFYear|,|Tax\_BaseLevelTimePeriods\_TXP|,Remove(|WFYear|M1):Name(|MTimeDesc|)'. The filter is currently set to '(Not Used)' at 'Level 2: Member Filter'.

### TimeZone\_Footer\_TXP

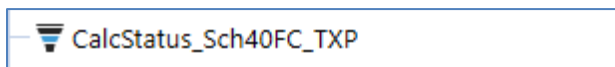


This parameter is used in the footer of ALL cube views and reports. It may need to be adjusted for your specific app setup.

General (Parameter)	
Name	TimeZone_Footer_TXP
Description	Used in the Footer of CV's
User Prompt	TimeZone: UTC (GMT)
Maintenance Unit	XFW Tax Provision (TXP)
Sort Order	-50
Data Source	
Parameter Type	Literal Value
Default Value	TimeZone: EST



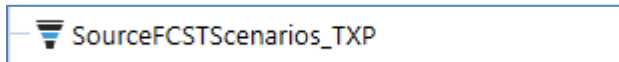
### CalcStatus\_Sch40FC\_TXP



This parameter is hard coded to the Tax cube name. It may need to be adjusted based on your app setup.

General (Parameter)	
Name	CalcStatus_Sch40FC_TXP
Description	Do not used "Cube=[[CVCube]]"
User Prompt	Represents the Calc Status of the workflow scenario for the last "No Input" period.
Maintenance Unit	XFW Tax Provision (TXP)
Sort Order	0
Data Source	
Parameter Type	Literal Value
Default Value	XFBR(TXP_ParamHelper, CalcStatus, Cube=[XFW_TXP], Entity=[[!WFText2_P1_Hierarchy_TXP!]], Parent=

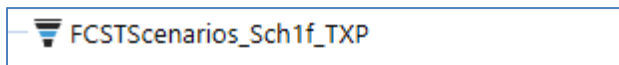
### SourceFCSTScenarios\_TXP



This parameter is used in schedules to provide a list of forecast scenarios. It may need to be adjusted for your specific app setup.

General (Parameter)	
Name	SourceFCSTScenarios_TXP
Description	Source Scenarios to Copy Data From - used for FCST Data copy
User Prompt	Select a Source Scenario:
Maintenance Unit	XFW Tax Provision (TXP)
Sort Order	38
Data Source	
Parameter Type	Member List
Default Value	TXP_Actual
Display Member	Name
Cube	XFW_TXP
Dimension Type	Scenario
Dimension	XFW_TXP_Scenarios
Member Filter	S#TXP_Actual, S#TXP_FCST_CurrentYear.Base, S#TXP_FCST_WhatIf_CurrentYear.Base

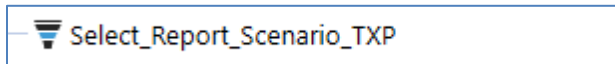
### FCSTScenarios\_Sch1f\_TXP



This parameter is used in schedule 01f to provide a list of forecast scenarios. It may need to be adjusted for your specific app setup.

General (Parameter)	
Name	FCSTScenarios_Sch1f_TXP
Description	Source Scenarios to Copy Data From - used for FCST Data copy
User Prompt	Select a Source Scenario:
Maintenance Unit	XFW Tax Provision (TXP)
Sort Order	40
Data Source	
Parameter Type	Member List
Default Value	
Display Member	NameAndDescription
Cube	XFW_TXP
Dimension Type	Scenario
Dimension	XFW_TXP_Scenarios
Member Filter	S#TXP_FCST_CurrentYear.Base

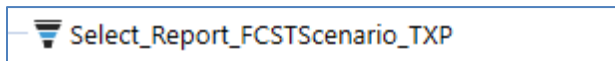
### Select\_Report\_Scenario\_TXP



This parameter is used in reports to provide a list of forecast scenarios. It may need to be adjusted for your specific app setup.

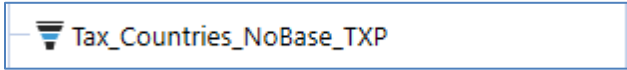
<div style="background-color: #e6f2ff; padding: 2px;"> <span>[-] General (Parameter)</span> </div>	
Name	Select_Report_Scenario_TXP
Description	Scenarios used in the Home Page Dashboard Reports
User Prompt	Select a Scenario:
Maintenance Unit	XFW Tax Provision (TXP)
Sort Order	52
<div style="background-color: #e6f2ff; padding: 2px;"> <span>[-] Data Source</span> </div>	
Parameter Type	Member List
Default Value	TXP_Actual
Display Member	Name
Cube	XFW_TXP
Dimension Type	Scenario
Dimension	XFW_TXP_Scenarios
Member Filter	S#TXP_Actual, S#TXP_FCST_CurrentYear.Base, S#TXP_FCST_WhatIF_CurrentYear.Base

### Select\_Report\_FCSTScenario\_TXP



<div style="background-color: #e6f2ff; padding: 2px;"> <span>[-] General (Parameter)</span> </div>	
Name	Select_Report_FCSTScenario_TXP
Description	Scenarios used in the Home Page Dashboard Reports
User Prompt	Select a Forecast Scenario:
Maintenance Unit	XFW Tax Provision (TXP)
Sort Order	52
<div style="background-color: #e6f2ff; padding: 2px;"> <span>[-] Data Source</span> </div>	
Parameter Type	Member List
Default Value	
Display Member	Name
Cube	XFW_TXP
Dimension Type	Scenario
Dimension	XFW_TXP_Scenarios
Member Filter	S#TXP_FCST_CurrentYear.Base, S#TXP_FCST_WhatIF_CurrentYear.Base

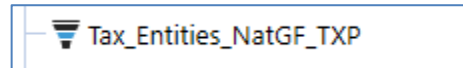
### Tax\_Countries\_NoBase\_TXP



This parameter most likely will have to be updated based upon the countries that your app is setup with.

General (Parameter)	
Name	Tax_Countries_NoBase_TXP
Description	All Tax Country Entities - no Base Level Entities (TXP_US_Total)
User Prompt	Select a Country or Sub-Country Entity:
Maintenance Unit	XFW Tax Provision (TXP)
Sort Order	98
Data Source	
Parameter Type	Member List
Default Value	StoredParentEntityMemberForReports_TXPT
Display Member	Name
Cube	XFW_TXP
Dimension Type	Entity
Dimension	StoredEntityDim_TXPT
Member Filter	E#  StoredEntityMember_TXPT ,TreeDescendants.Where(HasChildren = True).Remove(TXP_Domestic_Total).Remove(TXP_Intl_Total).Remove(TXP_Europe_Total)

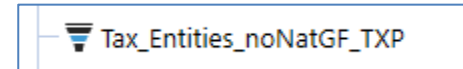
### Tax\_Entities\_NatGF\_TXP



This parameter most likely will have to be updated based upon the countries that your app is setup with.

Data Source	
Parameter Type	Member List
Default Value	
Display Member	Name
Cube	XFW_TXP
Dimension Type	Entity
Dimension	StoredEntityDim_TXPT
Member Filter	XFBRTXP_ParamHelper, FilerEntities_Sch05cNatGF, ScenarioName=TXP_Actual, TimePeriod=  Select_Year_TXP  Select_Report_Period_TXP , EntityList=[E#TXP_Canada_Total,E#TXP_Canada_Total.Base,E#TXP_Luxembourg_Total,E#TXP_Luxembourg_Total.Base], Sort_Entities_TF=  Tax_Entit

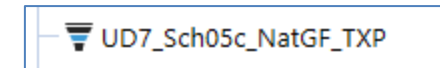
### Tax\_Entities\_noNatGF\_TXP



This parameter most likely will have to be updated based upon the countries that your app is setup with.

Data Source	
Parameter Type	Member List
Default Value	
Display Member	Name
Cube	XFW_TXP
Dimension Type	Entity
Dimension	StoredEntityDim_TXPT
Member Filter	XFBRTXP_ParamHelper, Entities_Sorted_noNatGF, EntityList=[TXP_US_Total.TreeDescendantsInclusive,E#TXP_Germany_Total.TreeDescendantsInclusive], Sort_Entities_TF=  Tax_Entities_Sorted_TF_TXP )

### UD7\_Sch05c\_NatGF\_TXP



This parameter most likely will have to be updated based upon the countries that your app is setup with.

Data Source	
Parameter Type	Member List
Default Value	None
Display Member	Name and Description
Cube	XFW_TXP
Dimension Type	UD7 (UD7 - GF Entities)
Dimension	XFW_TXP_UD7
Member Filter	XFBRTXP_ParamHelper, UD7Detail_Sch05cNatGF, ScenarioName=TXP_Actual, TimePeriod=  Select_Year_TXP  Select_Report_Period_TXP , EntityName=  Tax_Entities_NatGF_TXP , EntityList=[E#TXP_Canada_Total.Base,E#TXP_Luxembourg_Total.Base]

## Data Integration

There are several options for data integration between the core Financial Model and the Tax Provision Blueprint Cube data. The integration design for each implementation will vary, but could include:

- Data Management Export Sequences plus related Transformation Rules.
- Data Management Copy Sequences
  - Use of Business Rules to copy/clear data within the Tax Cube, for example, copy from National to a Local Jurisdiction, which is included with Tax Provision Blueprint.
- File upload or direct Connectors for data loading of tax schedule data.
- Other data integration techniques.

### Data Management Copy National jurisdiction to National or Local jurisdictions

Several Data Copy options are included:

#### **Actual scenarios (Scenario Type Tax):**

- Copy National to National Group Filer Provision data – DM 10aAdmin
- Copy National (Group Filing: Yes or No) to Local (No Group Filing) Provision data – DM 20aAdmin
- Copy National (Group Filing: Yes or No) to Local (No Group Filing) Provision data – DM 20a
- Copy National (No Group Filing) to Local (No Group Filing) Return data – DM 20bAdmin
- Copy National (No Group Filing) to Local (No Group Filing) Return data – DM 20b
- Copy National Group Filer to Local (no Group Filing) Return data – DM 20b2Admin
- Copy National Group Filer to Local (no Group Filing) Return data – DM 20b2
- Copy National (Group Filing: Yes or No) by Local (Group Filing) Provision data – DM 30aAdmin
- Copy National (Group Filing: Yes or No) by Local (Group Filing) Provision data – DM 30a
- Copy National (No Group Filing) by Local (Group Filing) Return data – DM 30bAdmin
- Copy National (No Group Filing) by Local (Group Filing) Return data – DM 30b
- Copy National Group Filer to Local Group Filer Return data – DM 30b1Admin
- Copy National Group Filer to Local Group Filer Return data – DM 30b1

#### **Forecast scenarios (ScenarioType8):**

- Copy National to National Group Filer Provision data – DM 10aAdmin FC
- Copy National (Group Filing: Yes or No) to Local (No Group Filing) Provision data – DM 20aAdmin FC
- Copy National (Group Filing: Yes or No) to Local (No Group Filing) Provision data – DM 20a FC
- Copy National (Group Filing: Yes or No) by Local (Group Filing) Provision data – DM 30aAdmin FC

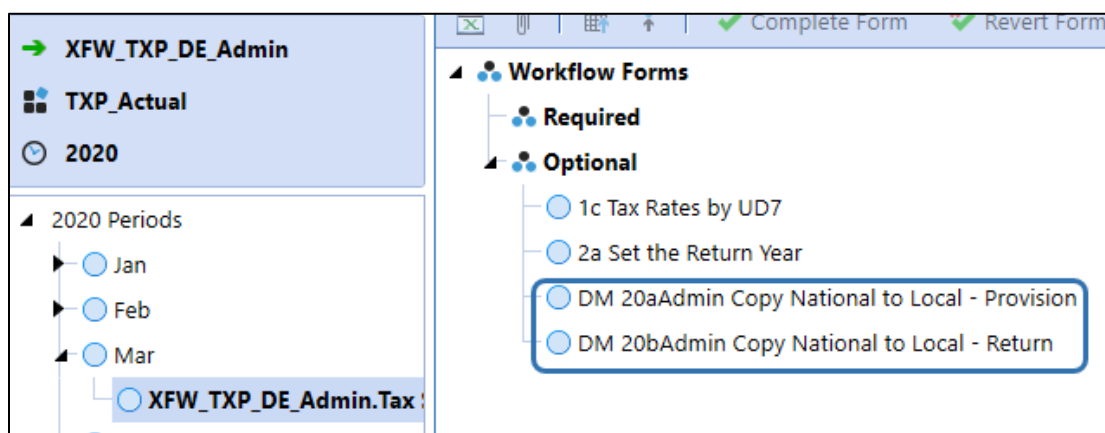
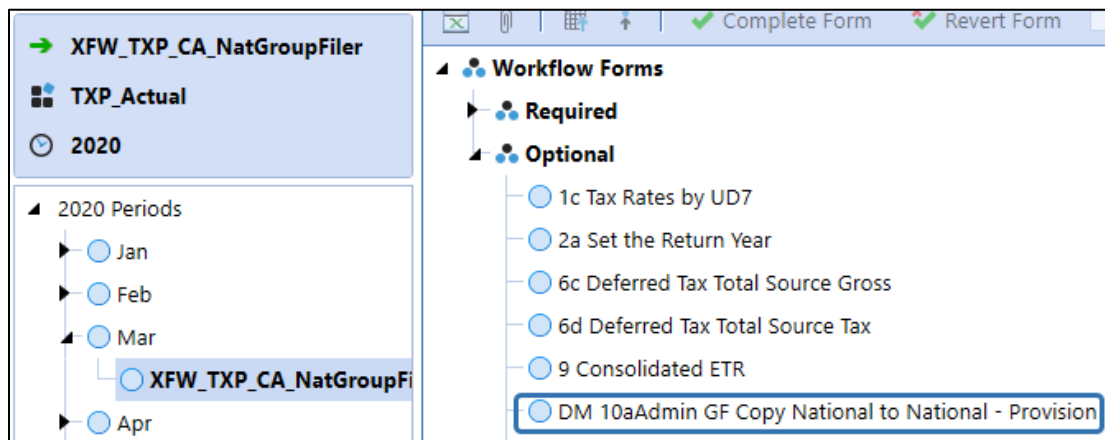


- Copy National (Group Filing: Yes or No) by Local (Group Filing) Provision data – DM 30a FC
- Copy Actual Data into a Forecast scenario – DM 45 Admin FC
- Copy Actual Data into a Forecast scenario – DM 45 FC

There are several supplied Dashboards (10aAdmin, 10aAdmin FC, 20a, 20a FC, 20aAdmin, 20aAdmin FC, 20b, 20bAdmin, 20b2, 20b2Admin, 30a, 30a FC, 30aAdmin, 30aAdmin FC, 30b, 30bAdmin, 30b1, 30b1Admin, DM45Admin FC, DM45 FC) that can be used to copy/clear data.

When a data copy dashboard has the word “Admin” in its name, it means that there is the functionality to do “bulk” data copy or clear.

Here are some sample **Actual** scenario workflow schedules:



This screenshot shows the software interface for the workflow form **XFW\_TXP\_LU\_NoLocalGF**. The left sidebar displays the navigation tree with '2020 Periods' expanded to 'Mar', and the selected form highlighted. The main panel shows a tree of 'Workflow Forms' under 'Optional', with a blue box highlighting the following items:

- 2a Set the Return Year
- DM 20aAdmin Copy National to Local - Provision
- DM 20b2Admin Copy National to Local (no GF) - Return

This screenshot shows the software interface for the workflow form **XFW\_TXP\_DE\_101**. The left sidebar displays the navigation tree with '2020 Periods' expanded to 'Mar', and the selected form highlighted. The main panel shows a tree of 'Workflow Forms' under 'Optional', with a blue box highlighting the following items:

- DM 20a Copy National to Local - Provision
- DM 20b Copy National to Local - Return

This screenshot shows the software interface for the workflow form **XFW\_TXP\_LU\_101\_NoLocalGF**. The left sidebar displays the navigation tree with '2020 Periods' expanded to 'Mar', and the selected form highlighted. The main panel shows a tree of 'Workflow Forms' under 'Optional', with a blue box highlighting the following items:

- DM 20a Copy National to Local - Provision
- DM 20b2 Copy National to Local (no GF) - Return

This screenshot shows the 'XFW\_TXP\_US\_LocalGroupFiler' interface. The left sidebar displays the '2020 Periods' tree with 'XFW\_TXP\_US\_LocalGroup' selected under March. The main panel shows a 'Workflow Forms' list with 'Optional' forms: '1c Tax Rates by UD7', '1d Apportionment Rates - Should Equal 100%', '2a Set the Return Year', '6c Deferred Tax Total Source Gross', '6d Deferred Tax Total Source Tax', '7b Tax Account Reconciliation', 'DM 30aAdmin GF Copy National to Local - Provision', and 'DM 30bAdmin GF Copy National to Local - Return'. The last two items are highlighted with a blue box.

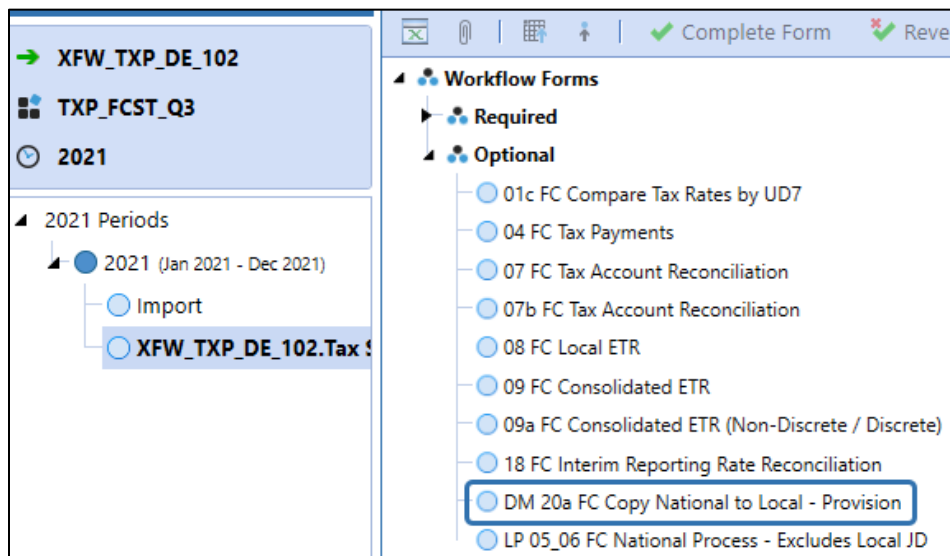
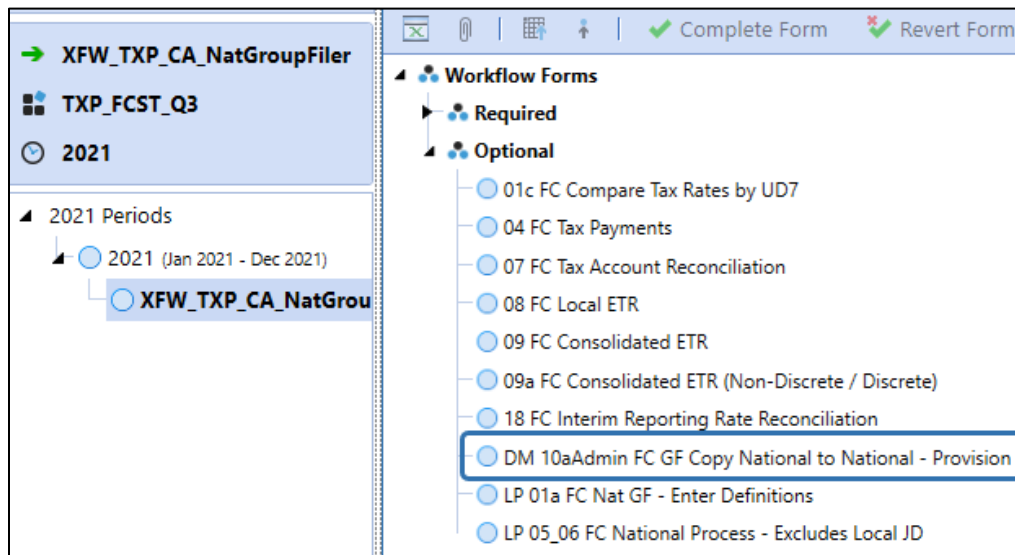
This screenshot shows the 'XFW\_TXP\_CA\_LocalGroupFiler' interface. The left sidebar displays the '2020 Periods' tree with 'XFW\_TXP\_CA\_LocalGroup' selected under March. The main panel shows a 'Workflow Forms' list with 'Optional' forms: '1c Tax Rates by UD7', '1d Apportionment Rates - Should Equal 100%', '2a Set the Return Year', '6c Deferred Tax Total Source Gross', '6d Deferred Tax Total Source Tax', '7b Tax Account Reconciliation', 'DM 30aAdmin GF Copy National to Local - Provision', and 'DM 30b1Admin Copy National to Local (GF) - Return'. The last two items are highlighted with a blue box.

This screenshot shows the 'XFW\_TXP\_CA\_101\_LocalGF' interface. The left sidebar displays the '2020 Periods' tree with 'XFW\_TXP\_CA\_101\_LocalG' selected under March, and 'Import' also visible. The main panel shows a 'Workflow Forms' list with 'Optional' forms: '1c Tax Rates by UD7', '1d Apportionment Rates - Should Equal 100%', '2a Set the Return Year', '6c Deferred Tax Total Source Gross', '6d Deferred Tax Total Source Tax', '7b Tax Account Reconciliation', '9 Consolidated ETR', 'DM 30a GF Copy National to Local - Provision', and 'DM 30b1 Copy National to Local (GF) - Return'. The last two items are highlighted with a blue box.

The screenshot shows the 'Workflow Forms' section for 'XFW\_TXP\_US\_107\_Nat\_LocalGF'. The left sidebar displays the '2020 Periods' tree with 'Mar' selected and 'XFW\_TXP\_US\_107\_Nat\_Lo' highlighted. The main pane shows a list of forms under 'Optional' forms, with 'DM 30a GF Copy National to Local - Provision' and 'DM 30b GF Copy National to Local - Return' highlighted by a blue box.

Here are some sample **Forecast** scenario workflow schedules:

The screenshot shows the 'Workflow Forms' section for 'XFW\_TXP\_GLTaxAdmin'. The left sidebar displays the '2020 Periods' tree with '2020 (Jan 2020 - Dec 2020)' selected and 'XFW\_TXP\_GLTaxAdmin.Admin Sch' highlighted. The main pane shows a list of forms under 'Optional' forms, with 'DM 45 Admin FC - Copy Actual Periods' highlighted by a blue box.



There are several Data Management jobs attached to the icons in each data copy dashboard that then call Business Rules to execute the clear or copy functions.

The image displays two side-by-side screenshots of a software interface, likely a tax provision blueprint tool, showing hierarchical tree views of data sequences.

**Left Screenshot: TXP\_Copy\_Data**

- TXP\_Copy\_Data
  - Sequences
    - Steps
      - TXP\_Clear\_Data\_10a\_CustomCalc
      - TXP\_Clear\_Data\_10aa\_CustomCalc
      - TXP\_Clear\_Data\_20a\_CustomCalc
      - TXP\_Clear\_Data\_20aAdmin\_CustomCalc
      - TXP\_Clear\_Data\_20b\_CustomCalc
      - TXP\_Clear\_Data\_20b2\_CustomCalc
      - TXP\_Clear\_Data\_20b2Admin\_CustomCalc
      - TXP\_Clear\_Data\_20bAdmin\_CustomCalc
      - TXP\_Clear\_Data\_30a\_CustomCalc
      - TXP\_Clear\_Data\_30aAdmin\_CustomCalc
      - TXP\_Clear\_Data\_30b\_CustomCalc
      - TXP\_Clear\_Data\_30b1\_CustomCalc
      - TXP\_Clear\_Data\_30b1Admin\_CustomCalc
      - TXP\_Clear\_Data\_30bAdmin\_CustomCalc
      - TXP\_Clear\_Data\_Sch1c1Admin\_CustomCalc
      - TXP\_Clear\_Data\_Sch1c2Admin\_CustomCalc
      - TXP\_Copy\_Data\_10a\_CustomCalc
      - TXP\_Copy\_Data\_10aa\_CustomCalc
      - TXP\_Copy\_Data\_20a\_CustomCalc
      - TXP\_Copy\_Data\_20aAdmin\_CustomCalc
      - TXP\_Copy\_Data\_20b\_CustomCalc
      - TXP\_Copy\_Data\_20b2\_CustomCalc
      - TXP\_Copy\_Data\_20b2Admin\_CustomCalc
      - TXP\_Copy\_Data\_20bAdmin\_CustomCalc
      - TXP\_Copy\_Data\_30a\_CustomCalc
      - TXP\_Copy\_Data\_30aAdmin\_CustomCalc
      - TXP\_Copy\_Data\_30b\_CustomCalc
      - TXP\_Copy\_Data\_30b1\_CustomCalc
      - TXP\_Copy\_Data\_30b1Admin\_CustomCalc
      - TXP\_Copy\_Data\_30bAdmin\_CustomCalc
      - TXP\_Copy\_Data\_Sch1c1Admin\_CustomCalc
      - TXP\_Copy\_Data\_Sch1c2Admin\_CustomCalc
      - TXP\_DMTimeStamp\_20b2Admin\_CustomCalc
      - TXP\_DMTimeStamp\_20bAdmin\_CustomCalc
      - TXP\_DMTimeStamp\_30b1Admin\_CustomCalc
      - TXP\_DMTimeStamp\_30bAdmin\_CustomCalc
      - TXP\_DMTimeStamp\_CustomCalc
      - TXP\_DMTimeStamp\_Sch1c1Admin\_CustomCalc

## Dashboard DM 10a Admin – Provision Data: National to National Group Filer

- Select a WF entity, a National Jurisdiction, and a Group Filer entity (UD7) that you want the National Provision (Preparation) data to be copied into.
- If the “All Entities” check box is selected, then all the entities in the combo box and all the UD7 members associated to each entity will be copied or cleared. It does not matter what is in the POV; the check box supersedes the POV. We refer to this as a “bulk” copy or clear.
- If the “All Entities” check box is not selected, then only the POV selected in the combo boxes will be copied or cleared.
- The bottom section of the toolbar will update with a “timestamp” with the last time a “bulk” copy or clear was executed. The timestamp will not be updated if the “All Entities” check box is not selected.
- After a copy is completed, a 1 is entered to account TXP\_Data\_Copy\_10a
- A Cube View is supplied in the dashboard to show the user which Entity and National Jurisdiction has been copied to which Entity, National Jurisdiction, Group Filer entity (UD7).
- In order to keep the data in balance, we have created a reversal UD7 member that is only populated / cleared with rules.
- There are two columns that show any variances. The first makes sure that there are no variances with the data that was copied and the second makes sure the reversal account is populated and that we are not double counting data.

Entity: TXP\_CA\_101 | All Entities:  | Sticky POV: TXP\_CA | Jurisdiction (JD): TXP\_CA | Group Filer (GF): TXP\_CA\_102 - CA 102 Ent... | Copy:  | Clear:  | Show Curr Code: No | Data Decimal Places: 2 Decimals | Row Expansion: Collapse All | Refresh Data:

Scenario: TXP\_Actual | From Entity: TXP\_CA\_102 | To Entity: TXP\_CA\_101 | Account: TXP\_TIBeforeLoss - Base | Flow: TXP\_OpenAdj | Flow: TXP\_TotalDelOther - Base | UD2: TXP\_Gross\_Input | UD3: TXP\_SourceTotal - Base | UD4: from: TXP\_National to: TXP\_National | Origin: from: BeforeAdj to: Import

Last Execution Time for the Bulk Copy / Clear: User: Kathie Strell || Date & Time: 1/23/2023 4:52:32 PM EST || Bulk COPY for TXP\_CA (National) was executed || Workflow: XFW\_TXP\_GLTaxAdmin.Admin Sch: 02 CA Nat: Copy Data || WF Time: 2021M3

	TXP_CA_102 Local (CAD) BeforeAdj	TXP_CA_102 CAD BeforeAdj	TXP_CA_101 CAD Import	TXP_CA_101 CAD Import	TXP_CA_102 Local BeforeAdj	TXP_CA_102 Local BeforeAdj
CALC STATUS	OK	OK				
TXP_Data_Copy_10a			1.00			
<b>TXP_TIBeforeLoss - Total Taxable Income Before Losses</b>	<b>(106,000.00)</b>	<b>(106,000.00)</b>	<b>(106,000.00)</b>	<b>-</b>	<b>106,000.00</b>	<b>-</b>
TXP_PreTaxIncome - Pretax Income	(100,000.00)	(100,000.00)	(100,000.00)	-	100,000.00	-
TXP_PTIBA001 - Book Adjustments	(10,000.00)	(10,000.00)	(10,000.00)	-	10,000.00	-
TXP_PD0005 - Municipal Bond Interest Income - PD	(5,000.00)	(5,000.00)	(5,000.00)	-	5,000.00	-
TXP_PD0010 - Interest Cost to Carry Municipal Bonds - PD	2,500.00	2,500.00	2,500.00	-	(2,500.00)	-
TXP_PD0015 - Subpart F Income - PD						
TXP_PD0020 - Section 78 Gross Up - PD						
TXP_PD0025 - Dividends Received Deduction 80% - PD						
TXP_PD0030 - Dividends Received Deduction 70% - PD						
TXP_PD0035 - Nondeductible Meals and Entertainment - PD						
TXP_PD0040 - Lobbying Expenses - PD						
TXP_PD0001_Dscr - Permanent Difference 1 - Discrete - PD	(6,000.00)	(6,000.00)	(6,000.00)	-	6,000.00	-
TXP_PD0040_Dscr - Lobbying Expenses - Discrete - PD						
TXP_PDL0001 - Local Permanent Differences 1 - PD						

- We have created a flow member called “TXP\_ConfirmBal\_001” that just holds the copied flow members. This parent member is strictly used to expand or collapse a row in the CV. The aggregated value is meaningless but shows you where there is data.

Here is an example of how the UD7 reversal members works:



**National Group Filing**  
Luxembourg

TXP\_LU\_101  
TXP\_LU\_102 filer for both entities

red cells are input  
green cells are copied by rules (DM copy dashboard needs to run by entity - due to Sch 5 & 6 needing completion)

Entity	UD1	UD7	Amount	Entity	UD1	UD7	Amount	Total UD7 Amount
		TXP_TopTax	399			TXP_TopTax	(195)	= 204
		TXP_GFEntities	399			TXP_GFEntities	(195)	
		None	399			None	(195)	
		TXP_Luxembourg_Total	-			TXP_Luxembourg_Total	-	
TXP_LU_102	TXP_LU	None (agg. Weight = 0)	399	TXP_LU_101	TXP_LU	None (agg. Weight = 0)	(195)	

Perform a National Copy (from LU\_101 to LU\_102)  
Add another line of code that reverse all copied lines to the new TXP\_Rev\_Nat\_GF\_Copy member and multiply it by -1

Entity	UD1	UD7	Amount	Entity	UD1	UD7	Amount	Total UD7 Amount
		TXP_TopTax	204			TXP_TopTax	-	= 204
		TXP_GFEntities	204			TXP_GFEntities	-	
		None	399			None	(195)	
		TXP_Rev_Nat_GF_Copy	(399)			TXP_Rev_Nat_GF_Copy	195	
		TXP_Luxembourg_Total	204			TXP_Luxembourg_Total	-	
TXP_LU_102	TXP_LU	None (agg. Weight = 0)	399	TXP_LU_101	TXP_LU	None (agg. Weight = 0)	(195)	-> this amount is only copied and not moved
TXP_LU_102	TXP_LU	TXP_LU_102	399					
TXP_LU_102	TXP_LU	TXP_LU_101	(195)					

**Members**

- Orphans
- Hierarchy
  - EntityDefault
  - UD1Default
  - None
  - TXP\_TopTax - Total - Group Filing Entities
    - TXP\_GFEntities - Total - Group Filing Entities
      - None
      - TXP\_Rev\_Nat\_GF\_Copy - Reverse the National Group Filing Copy to Avoid Double Counting
      - TXP\_US\_Total - Total US
      - TXP\_Canada\_Total - Total Canada
      - TXP\_Luxembourg\_Total - Total Luxembourg
        - None
        - TXP\_LU\_101 - LU 101 Entity
        - TXP\_LU\_102 - LU 102 Entity
        - TXP\_LU\_103 - LU 103 Entity
        - TXP\_LU\_104 - LU 104 Entity
        - TXP\_LU\_105 - LU 105 Entity
        - TXP\_LU\_106 - LU 106 Entity
      - TXP\_UAE\_Total - Total UAE

**Member Properties** | Relationship Properties

<b>General</b>	
Dimension Type	UD7 Dimension Type
Dimension	XFW_TXP_UD7 Dimension
Parent Member Dimension	XFW_TXP_UD7 Dimension
Member Dimension	XFW_TXP_UD7 Dimension
Parent Member Name	TXP_GFEntities
Member Name	TXP_Rev_Nat_GF_Copy
<b>Position Within Parent</b>	
Position	Retain Current Position
Sibling Member	(Not Used)
<b>Aggregation</b>	
Aggregation Weight	1.00

Data Explorer - UD7 Reversal

	TXP_Luxembourg_Total	TXP_LU_101	TXP_LU_102	TXP_LU_103
TXP_TopTax	204,000.00	-195,000.00	399,000.00	
TXP_GFEntities	204,000.00	-195,000.00	399,000.00	
None	204,000.00	-195,000.00	399,000.00	
TXP_Rev_Nat_GF_Copy				
TXP_Luxembourg_Total	204,000.00	-195,000.00	399,000.00	
None	204,000.00	-195,000.00	399,000.00	
TXP_LU_101		204,000.00	-195,000.00	399,000.00
TXP_LU_102				
TXP_LU_103				
TXP_LU_104				
TXP_LU_105				
TXP_LU_106				

Data Explorer - UD7 Reversal

	TXP_Luxembourg_Total	TXP_LU_101	TXP_LU_102	TXP_LU_103
TXP_TopTax	204,000.00	0.00	204,000.00	
TXP_GFEntities	204,000.00	0.00	204,000.00	
None	204,000.00	-195,000.00	399,000.00	
TXP_Rev_Nat_GF_Copy	-204,000.00	195,000.00	-399,000.00	
TXP_Luxembourg_Total	204,000.00		204,000.00	
None	204,000.00	-195,000.00	399,000.00	
TXP_LU_101		204,000.00	-195,000.00	399,000.00
TXP_LU_102				
TXP_LU_103				
TXP_LU_104				
TXP_LU_105				
TXP_LU_106				



## Dashboard DM 20a Admin – Provision Data: National (Group Filing: Yes or No) to Local (No GF)

- Select a WF entity and a Local Jurisdiction that you want the National Provision data to be copied into.
- This is the only copy schedule where you can also select “All JD’s”.
- If the “All Entities” check box is selected, then all the entities in the combo box will be copied or cleared. It does not matter what is in the entity POV; the check box supersedes the entity POV. We refer to this as a “bulk” copy or clear.
- If the “All JD’s” check box is selected, then all the JD’s in the combo box will be copied or cleared. It does not matter what is in the JD POV; the check box supersedes the JD POV. We refer to this as a “bulk” copy or clear.
- If the “All Entities” check box is not selected, then only the POV selected in the entity combo box will be copied or cleared.
- If the “All JD’s” check box is not selected, then only the POV selected in the JD combo box will be copied or cleared.
- You can mix and match these two check boxes. To have all entities and all JD’s copied or cleared, then both check boxes need to be selected.
- The bottom section of the toolbar will update with a “timestamp” with the last time a “bulk” copy or clear was executed. The timestamp will not be updated if the “All Entities” check box is not selected. The “All JD’s” is not considered for the timestamp.
- After a copy is completed, a **1** is entered to account TXP\_Data\_Copy\_20a.
- A Cube View is supplied in the dashboard to show the user which Local Jurisdictions have copied data.

Entity	Source	Destination	Import	Import	Import	Import	Import	Import	Import	Import	Import	Import	Import
	BeforeAdj	Import	Import	Import	Import	Import	Import	Import	Import	Import	Import	Import	Import
	TXP_DE	TXP_DE_Blended	TXP_DE_BW	TXP_DE_BY	TXP_DE_BE	TXP_DE_BB	TXP_DE_HB	TXP_DE_HH	TXP_DE_HE	TXP_DE_MV	TXP_DE_NI	TXP_DE	Local
	National	Local	Local	Local	Local	Local	Local	Local	Local	Local	Local	Local	Local
DE 101 Entity	TXP_ConfirmBal_001	EUR	(118,000.00)	(118,000.00)	(118,000.00)	(118,000.00)	(118,000.00)	(118,000.00)	(118,000.00)	(118,000.00)	(118,000.00)	(118,000.00)	(118,000.00)
DE 102 Entity	TXP_ConfirmBal_001	EUR	245,062.50	245,062.50	245,062.50	245,062.50	245,062.50	245,062.50	245,062.50	245,062.50	245,062.50	245,062.50	245,062.50
DE 103 Entity	TXP_ConfirmBal_001	EUR	(197,968.75)	(197,968.75)	(197,968.75)	(197,968.75)	(197,968.75)	(197,968.75)	(197,968.75)	(197,968.75)	(197,968.75)	(197,968.75)	(197,968.75)
DE 104 Entity	TXP_ConfirmBal_001	EUR											
DE 105 Entity	TXP_ConfirmBal_001	EUR											
DE 106 Entity	TXP_ConfirmBal_001	EUR											
DE 107 Entity	TXP_ConfirmBal_001	EUR	261,525.00	261,525.00	260,962.50	261,525.00	261,525.00	262,837.50	261,525.00	261,525.00	261,525.00	261,525.00	261,525.00
DE 108 Entity	TXP_ConfirmBal_001	EUR	342,375.00	342,375.00	342,375.00	342,375.00	342,375.00	342,375.00	342,375.00	342,375.00	342,375.00	342,375.00	342,375.00

- We have created a flow member called “TXP\_ConfirmBal\_001” that holds the copied flow members. This parent member is strictly used to expand or collapse a row in the CV. The aggregated value is meaningless but shows you where there is data.
- Right click on any data cell and select “Drill Down”. Then expand the flow dimension to see the breakdown of the three accounts.

## Dashboard DM 20a – Provision Data: National (Group Filing: Yes or No) to Local (No GF)

- Select a WF entity and a Local Jurisdiction that you want the National Provision data to be copied into.
- This schedule can only copy or clear one POV at a time.
- The bottom section of the toolbar may have a “timestamp” with the last time a “bulk” copy or clear was executed. This can only be done via Sch DM20aAdmin.
- After a copy is completed, a 1 is entered to account TXP\_Data\_Copy\_20a.
- A Cube View is supplied in the dashboard to show the user which Local Jurisdictions have copied data.
- There are three rows to help explain the variance for data that has been entered in local only permanent or temporary difference accounts.

	EUR BeforeAdj	EUR Import	EUR Import	EUR Import	EUR Import	EUR Import	EUR Import	EUR Import	EUR Import	EUR Import	EUR Import	EUR Import
TXP_DE	TXP_DE	TXP_DE_BW	TXP_DE_BY	TXP_DE_BE	TXP_DE_BB	TXP_DE_HB	TXP_DE_HH	TXP_DE_HE	TXP_DE_MV	TXP_DE_LC	TXP_DE_LC	TXP_DE_LC
TXP_Data_Copy_20a	National	Local	Local	Local	Local	Local	Local	Local	Local	Local	Local	Local
		1.00	1.00	1.00	1.00	1.00	1.00	1.00	1.00	1.00	1.00	1.00
Variance - TXP_TIBeforeLoss	TXP_OpenAdj	-	-	-	-	-	-	-	-	-	-	-
Variance - TXP_TIBeforeLoss	TXP_OtherOpenAdj_Dscr	-	-	-	-	-	-	-	-	-	-	-
Variance - TXP_TIBeforeLoss	TXP_CyProvision	-	-	-	-	-	-	-	-	-	-	-
Variance - TXP_TIBeforeLoss	TXP_TotalDefOther	-	-	-	-	-	-	-	-	-	-	-
Variance - TXP_TIBeforeLoss	TXP_TotalDefBSO	-	-	-	-	-	-	-	-	-	-	-
TXP_TIBeforeLoss	TXP_ConfirmBal_001	782,500.00	782,500.00	782,500.00	782,500.00	782,500.00	782,500.00	782,500.00	782,500.00	782,500.00	782,500.00	782,500.00
TXP_PDLTotal	TXP_ConfirmBal_001											
TXP_TDLTotal	TXP_ConfirmBal_001											
TXP_xDLTotal	TXP_ConfirmBal_001											
TXP_PreTaxIncome	TXP_ConfirmBal_001	750,000.00	750,000.00	750,000.00	750,000.00	750,000.00	750,000.00	750,000.00	750,000.00	750,000.00	750,000.00	750,000.00
TXP_PTIBA001	TXP_ConfirmBal_001	43,750.00	43,750.00	43,750.00	43,750.00	43,750.00	43,750.00	43,750.00	43,750.00	43,750.00	43,750.00	43,750.00
TXP_PD0005	TXP_ConfirmBal_001	(15,000.00)	(15,000.00)	(15,000.00)	(15,000.00)	(15,000.00)	(15,000.00)	(15,000.00)	(15,000.00)	(15,000.00)	(15,000.00)	(15,000.00)
TXP_PD0010	TXP_ConfirmBal_001	3,750.00	3,750.00	3,750.00	3,750.00	3,750.00	3,750.00	3,750.00	3,750.00	3,750.00	3,750.00	3,750.00
TXP_PD0015	TXP_ConfirmBal_001	6,000.00	6,000.00	6,000.00	6,000.00	6,000.00	6,000.00	6,000.00	6,000.00	6,000.00	6,000.00	6,000.00
TXP_PD0020	TXP_ConfirmBal_001	6,250.00	6,250.00	6,250.00	6,250.00	6,250.00	6,250.00	6,250.00	6,250.00	6,250.00	6,250.00	6,250.00
TXP_PD0025	TXP_ConfirmBal_001	(3,250.00)	(3,250.00)	(3,250.00)	(3,250.00)	(3,250.00)	(3,250.00)	(3,250.00)	(3,250.00)	(3,250.00)	(3,250.00)	(3,250.00)
TXP_PD0030	TXP_ConfirmBal_001	5,000.00	5,000.00	5,000.00	5,000.00	5,000.00	5,000.00	5,000.00	5,000.00	5,000.00	5,000.00	5,000.00
TXP_PD0035	TXP_ConfirmBal_001	(25,000.00)	(25,000.00)	(25,000.00)	(25,000.00)	(25,000.00)	(25,000.00)	(25,000.00)	(25,000.00)	(25,000.00)	(25,000.00)	(25,000.00)
TXP_PD0040	TXP_ConfirmBal_001	4,375.00	4,375.00	4,375.00	4,375.00	4,375.00	4,375.00	4,375.00	4,375.00	4,375.00	4,375.00	4,375.00
TXP_PD0001_Dscr	TXP_ConfirmBal_001											

- We have created a flow member called “TXP\_ConfirmBal\_001” that holds the copied flow members. This parent member is strictly used to expand or collapse a row in the CV. The aggregated value is meaningless but shows you where there is data.

## Dashboard DM 20b Admin – Return Data: National (No Group Filing) to Local (No Group Filing)

- Select a WF entity and a Local Jurisdiction that you want the National Return data to be copied into.
- If the “All Entities” check box is selected, then all the entities in the combo box and all the UD7 members associated to each entity will be copied or cleared. It does not matter what is in the POV; the check box supersedes the POV. We refer to this as a “bulk” copy or clear.
- If the “All Entities” check box is not selected, then only the POV selected in the combo boxes will be copied or cleared.
- The bottom section of the toolbar will update with a “timestamp” with the last time a “bulk” copy or clear was executed. The timestamp will not be updated if the “All Entities” check box is not selected.
- After a copy is completed, a 1 is entered to account TXP\_Data\_Copy\_20b
- A Cube View is supplied in the dashboard to show the user the Local Jurisdiction copied data.
- You must select the RTP Year that you want to process.
- The JD RTP year/month is pulled from Schedule O2 Set the Return Year
- The RTP year drives the copy / clear business rules.
- The JD RTP period is for informational purposes only.
- As each Local Jurisdiction can have a different RTP year/month, the cube view only shows the current jurisdiction.
- The last three columns help explain the variance for data that has been entered in local only permanent or temporary difference accounts.

	EUR DE 102 Entity BeforeAdj TXP_DE National Dec 2019	EUR DE 102 Entity Import TXP_BY Local Dec 2019	EUR DE 102 Entity Import TXP_BY Variance Dec 2019	TXP_PDLTotal	TXP_IDLTotal	Subtotal
TXP_TiBeforeLoss - Total Taxable Income Before Losses	27,400.00	29,100.00	(1,700.00)	(1,200.00)	(500.00)	(1,700.00)
TXP_PreTaxIncome - Pretax Income	20,000.00	20,000.00	-			
TXP_PTIBA001 - Book Adjustments	(2,000.00)	(2,000.00)	-			
TXP_PD0005 - Municipal Bond Interest Income - PD	3,000.00	3,000.00	-			
TXP_PD0010 - Interest Cost to Carry Municipal Bonds - PD	(100.00)	(100.00)	-			
TXP_PD0015 - Subpart F Income - PD	(500.00)	(500.00)	-			
TXP_PD0020 - Section 78 Gross Up - PD						
TXP_PD0025 - Dividends Received Deduction 80% - PD	300.00	300.00	-			
TXP_PD0030 - Dividends Received Deduction 70% - PD	1,000.00	1,000.00	-			
TXP_PD0035 - Nondeductible Meals and Entertainment - PD	2,000.00	2,000.00	-			
TXP_PD0040 - Lobbying Expenses - PD	(500.00)	(500.00)	-			
TXP_PD0001_Dscr - Permanent Difference 1 - Discrete - PD	1,000.00	1,000.00	-			

- If you selected an entity/Jurisdiction that does not have an RTP year and period entered into Schedule 2 Set the Return Year, the dashboard returns an RTP year of "2099". This is the maximum year that OneStream allows. There should never be any data in this future year. You will also see that the RTP period now says, "No Period entered in Sch 02".

Entity: TXP\_DE\_101 | Sticky POV: [ ] | Select a RTP Year: 2020 | RTP Jurisdiction (JD): TXP\_DE\_BW | JD RTP Year: 2099 | JD RTP Period: No Period entered in Sch 02 | Copy | Clear | Show Curr Code: No | Data Decimal Places: 2 Decimals | Refresh Data

Scenario: TXP\_ActualRTP | Account: TXP\_TIBeforeLoss - Base | Flow: TXP\_RTPProvision | UD2: TXP\_Gross\_Input | UD3: TXP\_SourceTotal - Base | UD4: from: TXP\_National to: TXP\_Local | Origin: from: BeforeAdj to: Import

Last Execution Time for the Bulk Copy / Clear: User: Rob Dessureault 12/9/2021 11:40:46 AM EST, Bulk COPY for TXP\_DE (Local) was executed. For RTP Year: 2020, Workflow: XFW\_TXP\_GLTaxAdmin.Admin Sch: 0

**Schedule DM 20b - Data Copy - National to Local - Return**

	EUR DE 101 Entity BeforeAdj TXP_DE National 2099	EUR DE 101 Entity Import TXP_DE_BW Local 2099	EUR DE 101 Entity Import TXP_DE_BW Variance 2099			
CALC STATUS	OK,NA					
TXP_Data_Copy_20b - Used in Rules and the 20b Dashboard						
TXP_TIBeforeLoss - Total Taxable Income Before Losses				TXP_PDLTotal	TXP_TDLTotal	Subtotal
TXP_PreTaxIncome - Pretax Income						

## Dashboard DM 20b – Return Data: National (No Group Filing) to Local (No Group Filing)

- Select a WF entity and a Local Jurisdiction that you want the National Return data to be copied into.
- This schedule can only copy or clear one POV at a time.
- The bottom section of the toolbar may have a “timestamp” with the last time a “bulk” copy or clear was executed. This can only be done via Sch DM20bAdmin.
- After a copy is completed, a 1 is entered to account TXP\_Data\_Copy\_20b
- A Cube View is supplied in the dashboard to show the user the Local Jurisdiction copied data.
- You must select the RTP Year that you want to process.
- The JD RTP year/month is pulled from Schedule 02 Set the Return Year
- The RTP year drives the copy / clear business rules.
- The JD RTP period is for informational purposes only.
- As each Local Jurisdiction can have a different RTP year/month, the cube view only shows the current jurisdiction.
- The last three columns help explain the variance for data that has been entered in local only permanent or temporary difference accounts.

Entity: TXP\_DE\_108 | Sticky POV: [x] | Select a RTP Year: 2019 | RTP Jurisdiction (JD): TXP\_DE\_BE | JD RTP Year: 2020M12 | JD RTP Period: 9 | Copy: [x] | Clear: [x] | Show Curr Code: No | Data Decimal Places: 2 Decimals | Refresh Data: [x]

Scenario: TXP\_ActualRTP | Account: TXP\_TIBeforeLoss - Base | Flow: TXP\_RTPProvision | UD2: TXP\_Gross\_Input | UD3: TXP\_SourceTotal - Base | UD4: from: TXP\_National to: TXP\_Local | Origin: from: BeforeAdj to: Import

Last Execution Time for the Bulk Copy / Clear: User: Rob Dessureault || Date & Time: 11/15/2022 8:15:13 PM EST || Bulk COPY for TXP\_DE (Local) was executed. For RTP Year: 2019 || Workflow: XFW\_TXP\_DE\_Admin.Tax Schedules || WF Time: 2020M3

	EUR DE 108 Entity BeforeAdj TXP_DE National Dec 2020	EUR DE 108 Entity Import TXP_DE_BE Local Dec 2020	EUR DE 108 Entity Import TXP_DE_BE Variance Dec 2020
CALC STATUS			
TXP_Data_Copy_20b - Used in Rules and the 20b Dashboard		1.00	
<b>TXP_TIBeforeLoss - Total Taxable Income Before Losses</b>	<b>746,775.00</b>	<b>746,775.00</b>	<b>-</b>
TXP_PreTaxIncome - Pretax Income	725,000.00	725,000.00	-
TXP_PTIBA001 - Book Adjustments	50,000.00	50,000.00	-
TXP_PD0005 - Municipal Bond Interest Income - PD	(21,000.00)	(21,000.00)	-
TXP_PD0010 - Interest Cost to Carry Municipal Bonds - PD	5,000.00	5,000.00	-
TXP_PD0015 - Subpart F Income - PD	5,000.00	5,000.00	-
TXP_PD0020 - Section 78 Gross Up - PD	6,250.00	6,250.00	-
TXP_PD0025 - Dividends Received Deduction 80% - PD	(4,500.00)	(4,500.00)	-
TXP_PD0030 - Dividends Received Deduction 70% - PD	5,000.00	5,000.00	-

## Dashboard DM 20b2 **Admin** – Return Data: National Group Filer to Local (no Group Filing)

- Select a WF entity and a Local Jurisdiction that you want the National Provision data to be copied into.
- If the “All Entities” check box is selected, then all the entities in the combo box, all the local JDs and all the UD7 members associated to each entity will be copied or cleared for the selected RTP Year. It does not matter what is in the POV; the check box supersedes the POV. We refer to this as a “bulk” copy or clear.
- If the “All Entities” check box is not selected, then only the POV selected in the combo boxes will be copied or cleared.
- The bottom section of the toolbar will update with a “timestamp” with the last time a “bulk” copy or clear was executed. The timestamp will not be updated if the “All Entities” check box is not selected.
- After a copy is completed, a **1** is entered to account TXP\_Data\_Copy\_20b2
- A Cube View is supplied in the dashboard to show the user which Entity, National Jurisdiction, Group Filer entity (UD7) has been copied to which Entity, Local Jurisdiction, None (UD7).
- You must select the RTP Year that you want to process.
- The JD RTP year/month is pulled from Schedule 2 Set the Return Year
- The RTP year drives the copy / clear business rules.
- The JD RTP period is for informational purposes only.
- As each Local Jurisdiction can have a different RTP year/month, the cube view only shows the current jurisdiction.
- The last three columns help explain the variance for data that has been entered in local only permanent or temporary difference accounts.

**Schedule DM 20b2 - Data Copy - National to Local - Return**

	LU 102 Entity Local (EUR)	LU 102 Entity BeforeAdj	LU 101 Entity National	LU 101 Entity Local	LU 101 Entity EUR	LU 101 Entity Import	LU 101 Entity TXP_LU_ME	LU 101 Entity TXP_LU_ME Variance
<b>TXP_TIBeforeLoss - Total Taxable Income Before Losses</b>	10,900.00	10,900.00	12,000.00	(1,100.00)				
TXP_PreTaxIncome - Pretax Income	5,000.00	5,000.00	5,000.00					
TXP_PTIBA001 - Book Adjustments	900.00	900.00	900.00					
TXP_PD0005 - Municipal Bond Interest Income - PD	2,000.00	2,000.00	2,000.00					
TXP_PD0010 - Interest Cost to Carry Municipal Bonds - PD	1,100.00	1,100.00	1,100.00					
TXP_PD0015 - Subpart F Income - PD								
TXP_PD0020 - Section 78 Gross Up - PD								
TXP_PD0025 - Dividends Received Deduction 80% - PD								
TXP_PD0030 - Dividends Received Deduction 70% - PD								
TXP_PD0035 - Nondeductible Meals and Entertainment - PD								
TXP_PD0040 - Lobbying Expenses - PD								
TXP_PD0001_Dscr - Permanent Difference 1 - Discrete - PD								
TXP_PD0040_Dscr - Lobbying Expenses - Discrete - PD								
TXP_PDL0001 - Local Permanent Differences 1 - PD			500.00	(500.00)				

### Dashboard DM 20b2 – Return Data: National Group Filer to Local (no Group Filing)

- Select a WF entity and a Local Jurisdiction that you want the National Provision data to be copied into.
- This schedule can only copy or clear one POV at a time.
- The bottom section of the toolbar may have a “timestamp” with the last time a “bulk” copy or clear was executed. This can only be done via **Sch DM20b2Admin**.
- After a copy is completed, a **1** is entered to account TXP\_Data\_Copy\_20b2.
- A Cube View is supplied in the dashboard to show the user which Entity, National Jurisdiction, Group Filer entity (UD7) has been copied to which Entity, Local Jurisdiction, None (UD7).
- You must select the RTP Year that you want to process.
- The JD RTP year/month is pulled from Schedule 02 Set the Return Year.
- The RTP year drives the copy / clear business rules.
- The JD RTP period is for informational purposes only.
- As each Local Jurisdiction can have a different RTP year/month, the cube view only shows the current jurisdiction.
- The last three columns help explain the variance for data that has been entered in local only permanent or temporary difference accounts.

Entity: TXP\_LU\_101 | Sticky POV: [x] | Select a RTP Year: 2019 | RTP Jurisdiction (JD): TXP\_LU\_ME - Mensch | National Filer: TXP\_LU\_102 | JD RTP Year: 2019M12 | JD RTP Period: 6 | Copy: [x] | Clear: [x] | Show Curr Code: No | Data Decimal Places: 2 Decimals | Refresh Data: [x]

Scenario: TXP\_ActualRTP | Account: TXP\_TIBeforeLoss - Base | Flow: TXP\_RTPProvision | UD2: TXP\_Gross\_Input | UD3: TXP\_SourceTotal - Base | UD4: from: TXP\_National to: TXP\_Local | Origin: from: BeforeAdj to: Import

Last Execution Time for the Bulk Copy / Clear: User: Rob Dessureault || Date & Time: 11/15/2022 8:42:28 PM EST || Bulk COPY for TXP\_LU (Local) was executed. For RTP Year 2019 || Workflow: XFW\_TXP\_LU\_NoLocalGF.Tax Schedules || WF Time: 2020M3

### Schedule DM 20b2 - Data Copy - National to Local - Return

	LU 102 Entity Local (EUR)	LU 102 Entity EUR	LU 101 Entity EUR	LU 101 Entity EUR
BeforeAdj	BeforeAdj	BeforeAdj	Import	Import
TXP_LU	TXP_LU	TXP_LU	TXP_LU_ME	TXP_LU_ME
LU 101 Entity National	LU 101 Entity National	LU 101 Entity National	None	None
	OK,MC	OK,MC	Local	Variance
<b>CALC STATUS</b>				
TXP_Data_Copy_20b2 - Used in Rules and the 20b2 Dashboard			1.00	
<b>TXP_TIBeforeLoss - Total Taxable Income Before Losses</b>			<b>10,900.00</b>	<b>(1,100.00)</b>
	<b>10,900.00</b>	<b>10,900.00</b>	<b>12,000.00</b>	<b>(1,100.00)</b>
TXP_PreTaxIncome - Pretax Income	5,000.00	5,000.00	5,000.00	-
TXP_PTIBA001 - Book Adjustments	900.00	900.00	900.00	-
TXP_PD0005 - Municipal Bond Interest Income - PD	2,000.00	2,000.00	2,000.00	-
TXP_PD0010 - Interest Cost to Carry Municipal Bonds - PD	1,100.00	1,100.00	1,100.00	-
TXP_PD0015 - Subpart F Income - PD				
TXP_PD0020 - Section 78 Gross Up - PD				
TXP_PD0025 - Dividends Received Deduction 80% - PD				
TXP_PD0030 - Dividends Received Deduction 70% - PD				
TXP_PD0035 - Nondeductible Meals and Entertainment - PD				
TXP_PD0040 - Lobbying Expenses - PD				
TXP_PD0001_Dscr - Permanent Difference 1 - Discrete - PD				
TXP_PD0040_Dscr - Lobbying Expenses - Discrete - PD				
TXP_PDL0001 - Local Permanent Differences 1 - PD			500.00	(500.00)
TXP_PDL0002 - Local Permanent Differences 2 - PD				
TXP_PDL0003 - Local Permanent Differences 3 - PD				
TXP_PDL0003_Dscr - Local Permanent Differences 3 - Discrete - PD				

<b>TXP_PDLTotal</b>	<b>TXP_TDLTotal</b>	<b>Subtotal</b>
(500.00)	(600.00)	(1,100.00)



## Dashboard DM 30a Admin – Provision Data: National (Group Filing: Yes or No) by Local (Group Filing)

- Select a WF entity, a Local Jurisdiction, and a Group Filer entity (UD7) that you want the Local Provision data to be copied into.
- If the “All Entities” check box is selected, then all the (filer) entities in the combo box, all the local JDs and all the UD7 members associated to each entity will be copied or cleared. It does not matter what is in the POV; the check box supersedes the POV. We refer to this as a “bulk” copy or clear.
- If the “All Entities” check box is not selected, then only the POV selected in the combo boxes will be copied or cleared.
- The bottom section of the toolbar will update with a “timestamp” with the last time a “bulk” copy or clear was executed. The timestamp will not be updated if the “All Entities” check box is not selected.
- After a copy is completed, a 1 is entered to account TXP\_Data\_Copy\_30a.
- A Cube View is supplied in the dashboard to show the user which Entity and National Jurisdiction has been copied to which Entity, Local Jurisdiction, Group Filer entity (UD7).
- The last three columns help explain the variance for data that has been entered in local only permanent or temporary difference accounts.

Entity: TXP\_US\_107 | All Entities:  | Sticky POV:  | Jurisdiction (JD): TXP\_US\_GA - Georgia | Group Filer (GF): TXP\_US\_107 - US 107 Entity | Copy | Clear | Show Curr Code: No | Data Decimal Places: 2 Decimals | Row Expansion: Expand All | Refresh Data

Scenario: TXP\_Actual | From Entity: TXP\_US\_107 | To Entity: TXP\_US\_107 | Account: TXP\_TIBeforeLoss . Base | Flow: TXP\_OpenAdj | Flow: TXP\_TotalDefOther . Base | UD2: TXP\_Gross\_Input | UD3: TXP\_SourceTotal . Base | UD4: from: TXP\_National to: TXP\_Local | Origin: from: BeforeAdj to: Import

Last Execution Time for the Bulk Copy / Clear: User: Kathie Strell || Date & Time: 1/23/2023 4:51:02 PM EST || Bulk COPY for TXP\_US (Local) was executed || Workflow: XFW\_TXP\_GLTaxAdmin.Admin Sch: 01 US Loc

	TXP_US_107 Local (USD)	TXP_US_107 USD	TXP_US_107 USD
BeforeAdj	TXP_US	TXP_US	Import
None	None	None	US 107 Entity
National	National	National	Local
CALC STATUS	OK	OK	1.00
Variance - TXP_TIBeforeLoss		5,200.00	
Variance - TXP_TIBeforeLoss		(3,500.00)	
Variance - TXP_TIBeforeLoss		(16,030.00)	
Variance - TXP_TIBeforeLoss		-	
Variance - TXP_TIBeforeLoss		-	
TXP_TIBeforeLoss - Total Taxable Income Before Losses	415,000.00	415,000.00	429,330.00
TXP_OpenAdj	(8,500.00)	(8,500.00)	(13,700.00)
TXP_OtherOpenAdj_Dscr	4,500.00	4,500.00	8,000.00
TXP_CYProvision	422,500.00	422,500.00	438,530.00
TXP_TotalDefOther	(11,000.00)	(11,000.00)	(11,000.00)
TXP_TotalDefBSO	7,500.00	7,500.00	7,500.00

	TXP_PDLTotal	TXP_TDLTotal	Subtotal
		5,200.00	5,200.00
		(3,500.00)	(3,500.00)
	(10,200.00)	(5,830.00)	(16,030.00)

- We have created a flow member called “TXP\_ConfirmBal\_001” that holds the copied flow members. This parent member is strictly used to expand or collapse a row in the CV. The aggregated value is meaningless but shows you where there is data.

## Dashboard DM 30a – Provision Data: National (Group Filing: Yes or No) by Local (Group Filing)

- Select a WF entity, a Local Jurisdiction, and a Group Filer entity (UD7) that you want the Local Provision data to be copied into.
- This schedule can only copy or clear one POV at a time.
- The bottom section of the toolbar may have a “timestamp” with the last time a “bulk” copy or clear was executed. This can only be done via Sch DM30aAdmin.
- After a copy is completed, a 1 is entered to account TXP\_Data\_Copy\_30a.
- A Cube View is supplied in the dashboard to show the user which Entity and National Jurisdiction has been copied to which Entity, Local Jurisdiction and Group Filer entity (UD7).
- The last three columns help explain the variance for data that has been entered in local only permanent or temporary difference accounts.

The screenshot displays the 'Schedule DM 30a - GF Data Copy - National to Local - Provision' dashboard. The top section contains configuration fields for Entity (TXP\_US\_107), Jurisdiction (TXP\_US\_GA - Georgia), and Group Filer (TXP\_US\_107 - US 107 Entity). Below these are various flow and account settings. The main data table shows a comparison between National and Local data for 'TXP\_US\_107'. A callout box highlights a summary table with the following data:

	TXP_PDLTotal	TXP_IDLTotal	Subtotal
	5,200.00	5,200.00	5,200.00
	(3,500.00)	(3,500.00)	(3,500.00)
	(10,200.00)	(5,830.00)	(16,030.00)

- We have created a flow member called “TXP\_ConfirmBal\_001” that holds the copied flow members. This parent member is strictly used to expand or collapse a row in the CV. The aggregated value is meaningless but shows you where there is data.

## Dashboard DM 30b Admin – Return Data: National (No Group Filing) by Local (Group Filing)

- Select a WF entity and a Local Jurisdiction that you want the National Return data to be copied into.
- If the “All Entities” check box is selected, then all the (filer) entities in the combo box, all the local JDs and all the UD7 members associated to each entity will be copied or cleared for the selected RTP Year. It does not matter what is in the POV; the check box supersedes the POV. We refer to this as a “bulk” copy or clear.
- If the “All Entities” check box is not selected, then only the POV selected in the combo boxes will be copied or cleared.
- The bottom section of the toolbar will update with a “timestamp” with the last time a “bulk” copy or clear was executed. The timestamp will not be updated if the “All Entities” check box is not selected.
- After a copy is completed, a 1 is entered to account TXP\_Data\_Copy\_30b.
- A Cube View is supplied in the dashboard to show the user which Entity and National Jurisdiction has been copied to which Entity, Local Jurisdiction, Group Filer entity (UD7).
- You must select the RTP Year that you want to process.
- The JD RTP year/month is pulled from Schedule 02 Set the Return Year.
- The RTP year drives the copy / clear business rules.
- The JD RTP period is for informational purposes only.
- As each Local Jurisdiction can have a different RTP year/month, the cube view only shows the current jurisdiction.
- The last three columns help explain the variance for data that has been entered in local only permanent or temporary difference accounts.

	TXP_US_107 Local (USD)	TXP_US_107 USD BeforeAdj	TXP_US_107 USD Import	TXP_US_107 USD Import Variance
CALC STATUS				
TXP_Data_Copy_30b - Used in Rules and the 30b Dashboard			1.00	
<b>TXP_TIBeforeLoss - Total Taxable Income Before Losses</b>	<b>551,700.00</b>	<b>551,700.00</b>	<b>552,200.00</b>	<b>(500.00)</b>
TXP_PretaxIncome - Pretax Income	660,000.00	660,000.00	660,000.00	-
TXP_PTIBA001 - Book Adjustments	(19,000.00)	(19,000.00)	(19,000.00)	-
TXP_PD0005 - Municipal Bond Interest Income - PD	(65,100.00)	(65,100.00)	(65,100.00)	-
TXP_PD0010 - Interest Cost to Carry Municipal Bonds - PD	(10,500.00)	(10,500.00)	(10,500.00)	-
TXP_PD0015 - Subpart F Income - PD	13,500.00	13,500.00	13,500.00	-
TXP_PD0020 - Section 78 Gross Up - PD	6,000.00	6,000.00	6,000.00	-
TXP_PD0025 - Dividends Received Deduction 80% - PD	(8,000.00)	(8,000.00)	(8,000.00)	-
TXP_PD0030 - Dividends Received Deduction 70% - PD	(5,000.00)	(5,000.00)	(5,000.00)	-
TXP_PD0035 - Nondeductible Meals and Entertainment - PD	(17,000.00)	(17,000.00)	(17,000.00)	-
TXP_PD0040 - Lobbying Expenses - PD	6,000.00	6,000.00	6,000.00	-
TXP_PD0001_Dscr - Permanent Difference 1 - Discrete - PD			700.00	(700.00)
TXP_PD0040_Dscr - Lobbying Expenses - Discrete - PD			(500.00)	500.00
TXP_PDL0001 - Local Permanent Differences 1 - PD				
TXP_PDL0002 - Local Permanent Differences 2 - PD				
TXP_PDL0003 - Local Permanent Differences 3 - PD				
<b>TXP_PDTotal</b>	<b>(200.00)</b>	<b>(300.00)</b>	<b>(500.00)</b>	
<b>TXP_TDLTotal</b>				
<b>Subtotal</b>				

### Dashboard DM 30b – Return Data: National (No Group Filing) by Local (Group Filing)

- Select a WF entity and a Local Jurisdiction that you want the National Return data to be copied into
- This schedule can only copy or clear one POV at a time.
- The bottom section of the toolbar may have a “timestamp” with the last time a “bulk” copy or clear was executed. This can only be done via Sch DM30bAdmin.
- After a copy is completed, a 1 is entered to account TXP\_Data\_Copy\_30b.
- A Cube View is supplied in the dashboard to show the user which Entity and National Jurisdiction has been copied to which Entity, Local Jurisdiction, Group Filer entity (UD7).
- You must select the RTP Year that you want to process.
- The JD RTP year/month is pulled from Schedule O2 Set the Return Year.
- The RTP year drives the copy / clear business rules.
- The JD RTP period is for informational purposes only.
- As each Local Jurisdiction can have a different RTP year/month, the cube view only shows the current jurisdiction.
- The last three columns help explain the variance for data that has been entered in local only permanent or temporary difference accounts.

Entity: TXP\_US\_107 | Sticky POV: [x] | Select a RTP Year: 2020 | RTP Jurisdiction (JD): TXP\_US\_GA - Georgia | JD RTP Year: 2020M12 | JD RTP Period: 1 | RTP Group Filer (GF): TXP\_US\_107 - US 107 Entity | Copy: [x] | Clear: [x] | Show Curr Code: No | Data Decimal Places: 2 Decimals | Refresh Data: [x]

Scenario: TXP\_ActualRTP | From Entity: TXP\_US\_107 | To Entity: TXP\_US\_107 | Account: TXP\_TIBeforeLoss - Base | Flow: TXP\_RTPProvision | UD2: TXP\_Gross\_Input | UD3: TXP\_SourceTotal - Base | UD4: from: TXP\_National to: TXP\_Local | Origin: from: BeforeAdj to: Import

Last Execution Time for the Bulk Copy / Clear: User: Rob Dessureault 12/9/2021 11:39:47 AM EST. Bulk COPY for TXP\_US (Local) was executed. For RTP Year: 2020. Workflow: XFW\_TXP\_GLTaxAdmin.Admin Sch: 01 US Local: Copy Data. WF Time: 2021M3

	TXP_US_107 Local (USD)	TXP_US_107 USD	TXP_US_107 USD BeforeAdj	TXP_US_107 USD Import
TXP_ActualRTP				
TXP_US				
None				
OK,MC				
TXP_ActualRTP				1.00
TXP_TIBeforeLoss - Total Taxable Income Before Losses	551,700.00	551,700.00	552,200.00	(500.00)
TXP_PreTaxIncome - Pretax Income	660,000.00	660,000.00	660,000.00	-
TXP_PTBA001 - Book Adjustments	(19,000.00)	(19,000.00)	(19,000.00)	-
TXP_PD0005 - Municipal Bond Interest Income - PD	(65,100.00)	(65,100.00)	(65,100.00)	-
TXP_PD0010 - Interest Cost to Carry Municipal Bonds - PD	(10,500.00)	(10,500.00)	(10,500.00)	-
TXP_PD0015 - Subpart F Income - PD	13,500.00	13,500.00	13,500.00	-
TXP_PD0020 - Section 78 Gross Up - PD	6,000.00	6,000.00	6,000.00	-
TXP_PD0025 - Dividends Received Deduction 80% - PD	(8,000.00)	(8,000.00)	(8,000.00)	-
TXP_PD0030 - Dividends Received Deduction 70% - PD	(5,000.00)	(5,000.00)	(5,000.00)	-
TXP_PD0035 - Nondeductible Meals and Entertainment - PD	(17,000.00)	(17,000.00)	(17,000.00)	-
TXP_PD0040 - Lobbying Expenses - PD	6,000.00	6,000.00	6,000.00	-
TXP_PD0001_Dscr - Permanent Difference 1 - Discrete - PD				
TXP_PD0040_Dscr - Lobbying Expenses - Discrete - PD				
TXP_PDL0001 - Local Permanent Differences 1 - PD			700.00	(700.00)
TXP_PDL0002 - Local Permanent Differences 2 - PD			(500.00)	500.00
TXP_PDLTotal				(200.00)
TXP_TDLTotal				(300.00)
Subtotal				(500.00)

### Dashboard DM 30b1 Admin – Return Data: National Group Filer to Local Group Filer

- Select a WF entity, a Local Jurisdiction, and a Group Filer entity (UD7) that you want the National Return data to be copied into.
- If the “All Entities” check box is selected, then all the (filer) entities in the combo box, all the local JDs and all the UD7 members associated to each entity will be copied or cleared for the selected RTP Year. It does not matter what is in the POV; the check box supersedes the POV. We refer to this as a “bulk” copy or clear.
- If the “All Entities” check box is not selected, then only the POV selected in the combo boxes will be copied or cleared.
- The bottom section of the toolbar will update with a “timestamp” with the last time a “bulk” copy or clear was executed. The timestamp will not be updated if the “All Entities” check box is not selected.
- After a copy is completed, a **1** is entered to account TXP\_Data\_Copy\_30b1.
- A Cube View is supplied in the dashboard to show the user which Entity, National Jurisdiction, Group Filer entity (UD7) has been copied to which Entity, Local Jurisdiction, Group Filer entity (UD7).
- You must select the RTP Year that you want to process.
- The JD RTP year/month is pulled from Schedule 02 Set the Return Year.
- The RTP year drives the copy / clear business rules.
- The JD RTP period is for informational purposes only.
- As each Local Jurisdiction can have a different RTP year/month, the cube view only shows the current jurisdiction.
- The last three columns help explain the variance for data that has been entered in local only permanent or temporary difference accounts.

Entity: TXP\_CA\_101 | All Entities:  | Sticky POV:  | Select a RTP Year: 2020 | RTP Jurisdiction (JD): TXP\_CA\_AB - Alberta | JD RTP Year: 2020M12 | JD RTP Period: 3 | RTP Group Filer (GF): TXP\_CA\_101 - CA 101 Ent... | Copy:  | Clear:  | Show Curr Code: No | Data Decimal Places: 2 Decimals | Refresh Data:

Scenario: TXP\_ActualRTP | Account: TXP\_TIBeforeLoss - Base | Flow: TXP\_RTPProvision | UD2: TXP\_Gross\_Input | UD3: TXP\_SourceTotal - Base | UD4: from: TXP\_National to: TXP\_Local | Origin: from: BeforeAdj to: Import

Last Execution Time for the Bulk Copy / Clear: User: Rob Dessureault 12/9/2021 11:42:57 AM EST, Bulk COPY for TXP\_CA (Local) was executed. For RTP Year: 2020, Workflow: XFW\_TXP\_GLTaxAdmin.Admin Sch: 02 CA Local: Copy Data, WF Time: 2021M12

	CA 101 Entity Local (CAD) BeforeAdj TXP_CA CA 101 Entity National OK,MC	CA 101 Entity CAD BeforeAdj TXP_CA CA 101 Entity National OK,MC	CA 101 Entity CAD Import TXP_CA_AB CA 101 Entity Local	CA 101 Entity CAD Import TXP_CA_AB CA 101 Entity Variance
TXP_TIBeforeLoss - Total Taxable Income Before Losses	342,000.00	342,000.00	323,000.00	19,000.00
TXP_PreTaxIncome - Pretax Income	375,000.00	375,000.00	375,000.00	-
TXP_PTBA001 - Book Adjustments	11,000.00	11,000.00	11,000.00	-
TXP_PD0005 - Municipal Bond Interest Income - PD	(15,000.00)	(15,000.00)	(15,000.00)	-
TXP_PD0010 - Interest Cost to Carry Municipal Bonds - PD	(12,000.00)	(12,000.00)	(12,000.00)	-
TXP_PD0015 - Subpart F Income - PD				
TXP_PD0020 - Section 78 Gross Up - PD				
TXP_PD0025 - Dividends Received Deduction 80% - PD				
TXP_PD0030 - Dividends Received Deduction 70% - PD				
TXP_PD0035 - Nondeductible Meals and Entertainment - PD				
TXP_PD0040 - Lobbying Expenses - PD				
TXP_PD0001_Dscr - Permanent Difference 1 - Discrete - PD				
TXP_PD0040_Dscr - Lobbying Expenses - Discrete - PD				
<b>TXP_PDI Total</b>	<b>12,000.00</b>	<b>7,000.00</b>	<b>19,000.00</b>	

### Dashboard DM 30b1 – Return Data: National Group Filer to Local Group Filer

- Select a WF entity, a Local Jurisdiction, and a Group Filer entity (UD7) that you want the National Return data to be copied into.
- This schedule can only copy or clear one POV at a time.
- The bottom section of the toolbar will update with a “timestamp” with the last time a “bulk” copy or clear was executed. The timestamp will not be updated if the “All Entities” check box is not selected.
- After a copy is completed, a 1 is entered to account TXP\_Data\_Copy\_30b1.
- A Cube View is supplied in the dashboard to show the user which Entity, National Jurisdiction, Group Filer entity (UD7) has been copied to which Entity, Local Jurisdiction, Group Filer entity (UD7).
- You must select the RTP Year that you want to process.
- The JD RTP year/month is pulled from Schedule 02 Set the Return Year.
- The RTP year drives the copy / clear business rules.
- The JD RTP period is for informational purposes only.
- As each Local Jurisdiction can have a different RTP year/month, the cube view only shows the current jurisdiction.
- The last three columns help explain the variance for data that has been entered in local only permanent or temporary difference accounts.

Entity: TXP\_CA\_101 | Sticky POV: [ ] | Select a RTP Year: 2020 | RTP Jurisdiction (JD): TXP\_CA\_AB - Alberta | JD RTP Year: 2020M12 | JD RTP Period: 3 | RTP Group Filer (GF): TXP\_CA\_101 - CA 101 Ent... | Copy: [ ] | Clear: [ ] | Show Curr Code: No | Data Decimal Places: 2 Decimals | Refresh Data: [ ]

Scenario: TXP\_ActualRTP | Account: TXP\_TIBeforeLoss - Base | Flow: TXP\_RTPProvision | UD2: TXP\_Gross\_Input | UD3: TXP\_SourceTotal - Base | UD4: from: TXP\_National to: TXP\_Local | Origin: from: BeforeAdj to: Import

Last Execution Time for the Bulk Copy / Clear: User: Rob Dessureault 12/9/2021 11:42:57 AM EST, Bulk COPY for TXP\_CA (Local) was executed. For RTP Year: 2020, Workflow: XFW\_TXP\_GLTaxAdmin.Admin Sch: 02 CA Local: Copy Data, WF Time: 2021M12

	CA 101 Entity Local (CAD)	CA 101 Entity CAD	CA 101 Entity CAD	CA 101 Entity CAD	
TXP_TIBeforeLoss - Total Taxable Income Before Losses	342,000.00	342,000.00	323,000.00	19,000.00	TXP_PDLTotal: 12,000.00
TXP_PreTaxIncome - Pretax Income	375,000.00	375,000.00	375,000.00	-	TXP_TDLTotal: 7,000.00
TXP_PTIBA001 - Book Adjustments	11,000.00	11,000.00	11,000.00	-	Subtotal: 19,000.00
TXP_PD0005 - Municipal Bond Interest Income - PD	(15,000.00)	(15,000.00)	(15,000.00)	-	
TXP_PD0010 - Interest Cost to Carry Municipal Bonds - PD	(12,000.00)	(12,000.00)	(12,000.00)	-	

## Dashboard DM – Copy Forecast Periods

When copying data from National to National or National to Local Jurisdictions the logic is mostly the same as for the copying of data in the Actuals scenario TXP\_Actual.

For example, DM 10a **Admin** FC that copies National to National Group Filer Provision data follows the same steps as noted above for [DM 10a Admin](#).

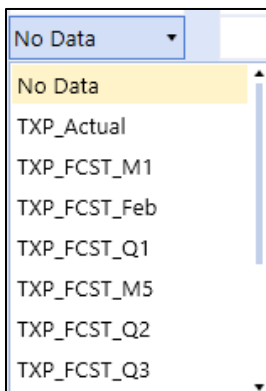
These are the differences in the forecast scenarios:

- Forecast scenario BR's copy / clear multiple periods based on the No Input Periods. Data will be copied for all periods > the No Input Period.
- From the drop-down box on the POV, select the forecast copy period to display in the cube view.
- Data can be viewed as YTD or Periodic.

	TXP_CA_101 Local (CAD) BeforeAdj	TXP_CA_101 CAD BeforeAdj	TXP_CA_101 CAD Import	TXP_CA_101 CAD Variance	TXP_CA_101 Local BeforeAdj	TXP_CA_101 Local Import	TXP_CA_101 Local Reverse Variance
CALC STATUS	OK,MC	OK,MC					
TXP_Data_Copy_10a			1				
TXP_TIBeforeLoss - Total Taxable Income Before Losses	237,691	237,691	237,691	-	(237,691)	-	-
TXP_PreTaxIncome - Pretax Income	222,661	222,661	222,661	-	(222,661)	-	-
TXP_PTIBA001 - Book Adjustments	5,567	5,567	5,567	-	(5,567)	-	-
TXP_PD0005 - Municipal Bond Interest Income - PD	(8,350)	(8,350)	(8,350)	-	8,350	-	-

## Dashboard DM 40 Admin FC – Set the Opening Scenario

- This schedule is only for Forecast scenarios and is only used on the GLTaxAdmin workflow.
- You use this schedule to tell the BR's where the opening balances should be pulled from.
- Any "blank" cells will default to the "TXP\_Actual" scenario.
- Click in the white cell to reveal a list of scenarios. Select one and save.



- The parameter used to populate this list is called **“SourceFCSTScenarios\_TXP”**. You may need to adjust this parameter based on your specific application.

General (Parameter)	
Name	SourceFCSTScenarios_TXP
Description	Source Scenarios to Copy Data From - used for FCST Data copy
User Prompt	Select a Source Scenario:
Maintenance Unit	XFW Tax Provision (TXP)
Sort Order	38
Data Source	
Parameter Type	Member List
Default Value	TXP_Actual
Display Member	Name
Cube	XFW_TXP
Dimension Type	Scenario
Dimension	XFW_TXP_Scenarios
Member Filter	S#TXP_Actual, S#TXP_FCST_CurrentYear.Base, S#TXP_FCST_WhatIF_CurrentYear.Base

Each cell is a combo box for you to make a selection. Double click in a cell.  
 Select a Source scenario. The Opening balances will pull from this Scenario from the Prior Year for period M12.  
 A blank cell will default to the "TXP\_Actual" scenario.

Schedule DM 40 Admin FC - Set the Source Scenario for Opening Balances

	Jan 2020	Jan 2021	Jan 2022	Jan 2023	Jan 2024	Jan 2025	Jan 2026	Jan 2027	Jan 2028	Jan 2029	Jan 2030
Forecast (ScenarioType8) Scenarios:											
TXP_FCST_M1 - Tax Forecast Jan											
TXP_FCST_Feb - Tax Forecast Feb											
TXP_FCST_Q1 - Tax Forecast Q1											
TXP_FCST_M5 - Tax Forecast May	TXP_Actual	TXP_Actual									
TXP_FCST_Q2 - Tax Forecast Q2		TXP_FCST_M5									
TXP_FCST_Q3 - Tax Forecast Q3											
TXP_FCST_M11 - Tax Forecast Nov											
TXP_FCST_Q4 - Tax Forecast Q4											
TXP_FCST_M12 - Tax Forecast Dec											



## Dashboard DM 45 Admin FC – Copy Actual Periods

- This schedule is only for Forecast scenarios and is only used on the GLTaxAdmin workflow for “All Entities: Copy Definitions”.
- Select a base level entity or a parent entity. The copy/clear BR’s will run for all base level entities for that entity selected.
- Select the source scenario where you want the data to come from.
- In the toolbar, you will see:
  1. the destination scenario based on your workflow POV.
  2. the number of periods that will be copied – this is based on the destination scenario’s Text 2 field.

Custom Settings	
Text 1	Forecast_Current_Year
Text 2	ActualCopyPeriods=4
Text 3	

- There are two sections to this schedule.
  1. The Initialize Steps
  2. The Data Copy Steps
- The “Admin” version of this schedule includes the ability to execute the “Initialize Steps”.
- You can execute each step individually or for all steps for each section.
- A date and time stamp (including the source scenario) are added for informational purposes for each step after the copy BR executes. The data and time stamps are removed when a “Clear” is executed.

Entity:		Sticky POV	Source Scenario:	Destination Scenario (WF):	Actual Copy Periods:	Calc Status for TXP_FCST_M5:	Refresh Data	?
TXP_US_Total			TXP_Actual	TXP_FCST_M5	4	OK Metadata Changed		
<b>Initialize &amp; Copy Data into the Actual Periods of a Forecast Scenario</b>								
(Please review "DM 45aAdmin FC" to review that all steps were executed)								
<b>Initialize</b>	<b>All Initialize Steps (see steps 2 - 5 below)</b>						Date/Time Stamp: 10/24/2022 1:03:00 PM EST (Source S# TXP_Actual)	
Initialize	Step 1	Opening Balances (see DM 40 Admin FC - Set Opening Scenario)			N/A: Populates during a Calculate / Consolidate			
Initialize	Step 2	Copy GF Definitions (from Source Scenario M12)					Date/Time Stamp: 10/24/2022 1:03:00 PM EST (Source S# TXP_Actual)	
Initialize	Step 3	Copy National Benefit Exclusion	BeforeAdj ->	Import			Date/Time Stamp: 10/24/2022 1:03:00 PM EST (Source S# TXP_Actual)	
Initialize	Step 4	Copy Consolidated Tax Rate	BeforeAdj ->	Import			Date/Time Stamp: 10/24/2022 1:11:30 PM EST (Source S# TXP_Actual)	
Initialize	Step 5	Copy Losses Not Benefited (LNB) Flag	BeforeAdj ->	Import			Date/Time Stamp: 11/23/2022 12:32:41 PM EST (Source S# TXP_Actual)	
<b>Data Copy</b>	<b>All Data Copy Steps (see steps 1 - 6 below)</b>			BeforeAdj ->	Import			Date/Time Stamp: 10/24/2022 1:32:56 PM EST (Source S# TXP_Actual)
Data Copy	Step 1	Sch 1 - Tax Rates	BeforeAdj ->	Import			Date/Time Stamp: 10/24/2022 1:32:56 PM EST (Source S# TXP_Actual)	
Data Copy	Step 2	Sch 3 - Losses & Credits	BeforeAdj ->	Import			Date/Time Stamp: 10/24/2022 1:32:56 PM EST (Source S# TXP_Actual)	
Data Copy	Step 3	Sch 4 - Payments & Refunds	BeforeAdj ->	Import			Date/Time Stamp: 10/24/2022 1:32:56 PM EST (Source S# TXP_Actual)	
Data Copy	Step 4	Sch 5 - Current Tax Expenses	BeforeAdj ->	Import Forms -> Forms			Date/Time Stamp: 10/24/2022 1:32:56 PM EST (Source S# TXP_Actual)	
Data Copy	Step 5	Sch 6 - Deferred Taxes	BeforeAdj ->	Import			Date/Time Stamp: 10/24/2022 1:32:56 PM EST (Source S# TXP_Actual)	
Data Copy	Step 6	Sch 7 - Reclassed Data	BeforeAdj ->	Import			Date/Time Stamp: 10/24/2022 1:32:56 PM EST (Source S# TXP_Actual)	

**Important!** Initialize Step 2 (Copy GF Definitions – from Source Scenario M12) writes the information into period M12 of the destination scenario. This is a design decision that was made. We do not write the GF definitions into each period in Forecast like we do for Actuals. They are only in period M12. So, any BR's or CV's need to take that into consideration.

### Dashboard DM 45 FC – Copy Actual Periods

- This schedule is only for Forecast scenarios and is only used on the GLTaxAdmin workflow for country level workflows (i.e.: US Local: Copy data).
- Select a base level entity or a parent entity. The copy/clear BR’s will run for all base level entities for that entity selected.
- Select the source scenario where you want the data to come from.
- In the toolbar, you will see:
  1. the destination scenario based on your workflow POV
  2. the number of periods that will be copied – this is based on the destination scenario’s Text 2 field

Custom Settings	
Text 1	Forecast_Current_Year
Text 2	ActualCopyPeriods=4
Text 3	

- There is only one section to this schedule.
  1. The Data Copy Steps
- You can execute each step individually or for all steps at once.
- A date and time stamp (including the source scenario) are added for informational purposes for each step after the copy BR executes. The data and time stamps are removed when a “Clear” is executed.

Entity: TXP\_US\_Total
Sticky POV: 
Source Scenario: TXP\_Actual
Destination Scenario (WF): TXP\_FCST\_M5
Actual Copy Periods: 4
Calc Status for TXP\_FCST\_M5: OK Metadata Changed
Refresh Data

#### Copy Data into the Actual Periods of a Forecast Scenario

(Please review "DM 45a FC" to review that all steps were executed)

Data Copy	All Data Copy Steps (see steps 1 - 6 below)	BeforeAdj -> Import	Copy	Clear	Date/Time Stamp: 10/24/2022 1:32:56 PM EST (Source S# TXP_Actual)
Data Copy	Step 1 - Tax Rates	BeforeAdj -> Import			Date/Time Stamp: 10/24/2022 1:32:56 PM EST (Source S# TXP_Actual)
Data Copy	Step 2 - Losses & Credits	BeforeAdj -> Import			Date/Time Stamp: 10/24/2022 1:32:56 PM EST (Source S# TXP_Actual)
Data Copy	Step 3 - Payments & Refunds	BeforeAdj -> Import			Date/Time Stamp: 10/24/2022 1:32:56 PM EST (Source S# TXP_Actual)
Data Copy	Step 4 - Current Tax Expenses	BeforeAdj -> Import Forms			Date/Time Stamp: 10/24/2022 1:32:56 PM EST (Source S# TXP_Actual)
Data Copy	Step 5 - Deferred Taxes	BeforeAdj -> Import			Date/Time Stamp: 10/24/2022 1:32:56 PM EST (Source S# TXP_Actual)
Data Copy	Step 6 - Reclassed Data	BeforeAdj -> Import			Date/Time Stamp: 10/24/2022 1:32:56 PM EST (Source S# TXP_Actual)

## Security Roles

No application security roles have been defined except for the following two items:

Security Roles	
Application Security Roles	
AdministerApplication	Administrators
AdministerDatabase	Administrators
OpenApplication	Everyone
ModifyData	Everyone
ViewAllData	Administrators
CreateAuditAttachments	Administrators
CreateFootnoteAttachments	Administrators

## Application Properties

We do not supply the Application Properties file with Tax Provision Blueprint as it could overwrite what is currently in your application. We walk you through what we have set up in the Tax Provision Blueprint.

Within the General section, update the Global Scenario, Global Time, and the Currency Filter.

Application Properties		
General   Dimensions   Standard Reports		
(Default)	Global Point Of View	
Actual	Global Scenario	TXP_Actual
Administration	Global Time	2020M6
Budget	Company Information	
Control	Company Name	
Flash	Logo File (png, height ~50 pixels)	
Forecast	Workflow Channels	
FXModel	UD Dimension Type For Workflow Channels	(Not Used)
History	Formatting	
LongTerm	Number Format	N2
Model	Currencies	AED, AUD, BRL, CAD, CNY, EUR, GBP, HKD, INR, JPY, KRW, LUF, MXN, TWD, USD
Operational	Transformation (Default)	
Plan	Enforce Global POV	False
Sustainability	Allow Loads Before Workflow View Year	False
Target	Allow Loads After Workflow View Year	False
Tax	Certification (Default)	
Variance	Lock After Certify	False

For Tax, ScenarioType7 and ScenarioType8, we have these settings to help in loading historical data. These can be modified based upon your application requirements.

Operational	Transformation (Tax)	
Plan	Enforce Global POV	False
Sustainability	Allow Loads Before Workflow View Year	True
Target	Allow Loads After Workflow View Year	True
Tax	Certification (Tax)	
Variance	Lock After Certify	(Default)
ScenarioType1		
ScenarioType2		
ScenarioType3		
ScenarioType4		
ScenarioType5		
ScenarioType6		
ScenarioType7		
ScenarioType8		

Within the Dimensions section, we have set the Start Year to 2019 and the End Year to 2030. We have also given each UDx dimension a description – this is optional. You will need to consider other cubes in the app (i.e.: Finance, Planning...).

Please review and manually adjust based on your application.

Application Properties	
<div style="display: flex; justify-content: space-between;"> <span>General</span> <span style="background-color: #0056b3; color: white; padding: 2px 5px;">Dimensions</span> <span>Standard Reports</span> </div>	
Time Dimension	
Start Year	2019
End Year	2030
User Defined Dimensions	
UD1 Description	UD1 - Jurisdictions
UD2 Description	UD2 - Data Type
UD3 Description	UD3 - Source
UD4 Description	UD4 - Tax Type
UD5 Description	UD5 - not used
UD6 Description	UD6 - not used
UD7 Description	UD7 - GF Entities
UD8 Description	UD8 - Dynamic Reporting



**Note:** The User Defined Dimensions descriptions do not extract (this is a known bug). If you wish, you can update your specific application. It will not impact the Tax Provision Blueprint app.

## Security

Tax Provision Blueprint will need to have additional Security Groups added to the OneStream Framework for each environment where Tax Provision Blueprint is used. The Security Groups are used to provide user access to Tax Provision Blueprint and the Workflow structure for the solution. The only place where standard security has been set up is in the Maintenance Group of objects. These are set to **Administrators**. All other security options are left at the “out-of-the-box” defaults. We have not created any security groups.

☐ Security	
Access Group	Everyone
Maintenance Group	Administrators

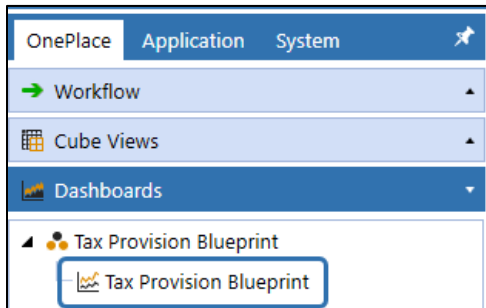
**See also:** *Foundation Guides* in the *OneStream Design and Reference Guide*.

# HOME PAGE REPORTS

We continue to refine and add new reports to this area. These reports are meant to be a starting point and can be removed, added to, modified or re-arranged based on each implementation.

The following are brief explanations of each report with sample screen shots. The final product screen shots may differ slightly.

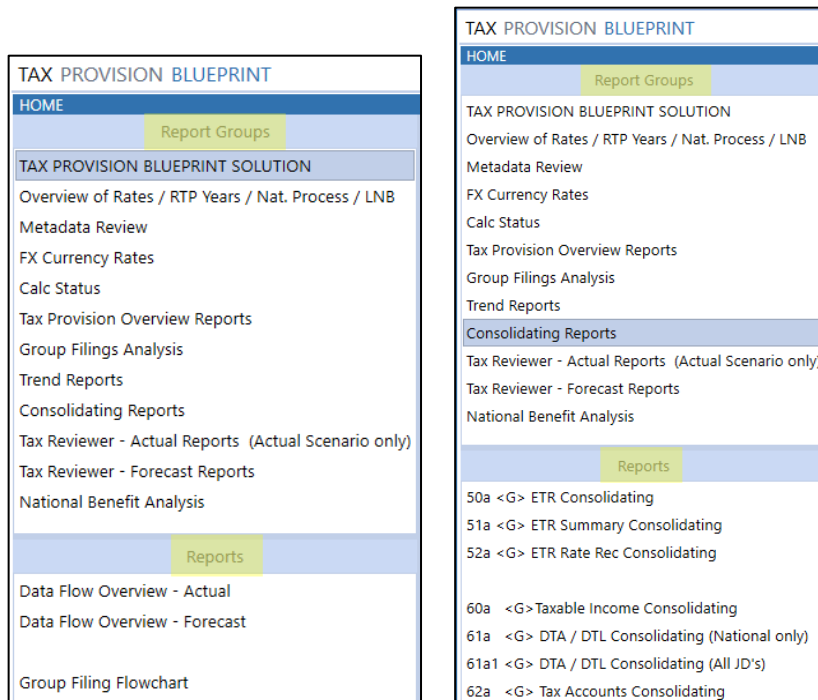
You can access the Tax Provision Blueprint Home Page from OnePlace.



On the top right, select the Home Page icon.



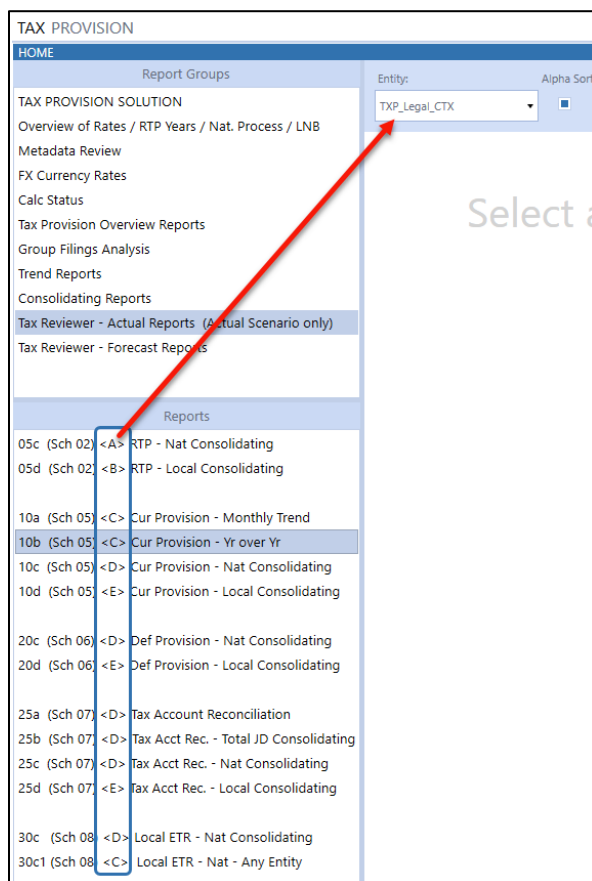
You will then have a list of Report Groups with the available Reports in the lower pane.



Reports on the Home Page are set up as read only. This is by design. Data modification needs to be done in a workflow on a schedule.

All dashboard reports now have the “Sticky POV” concept applied to them. As you set a POV, it will apply to other reports as long as it is the same parameter being used. There are some cases where it looks like the combo boxes are the same, but they are actually populated with different parameters. The “Sticky POV” concept is controlled by BR’s in the file “TXP\_SolutionHelper”.

All the dashboard reports have a letter in the name (i.e.: <C> ). These letters are meant to show you that these reports use the same entity parameter and the “Sticky POV” will render the same entity for all reports with the same letter.



The following list shows which entity parameter is associated to which letter:

- <A> |!Tax\_Entities\_CountryParents\_TXP!|
- <B> |!Tax\_Entities\_AllBase\_TXP!|
- <C> |!Tax\_Entities\_ParentsAndBase\_TXP!|
- <D> |!Tax\_Entities\_AllParents\_TXP!|
- <E> |!Tax\_Entities\_CountryAndLower\_TXP!|



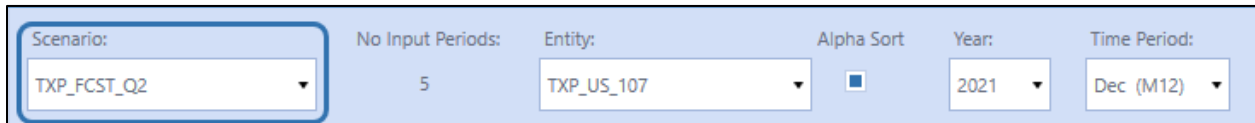
All dashboards have been updated to allow a “scroll bar” to appear when the toolbar is larger than your screen. This allows you to easily access the full toolbar without having to re-size other windowpanes.



Most Home Page reports will have a combo-box to select the year and one to select the month. BR’s will create a proper time period. As long as you are in the correct workflow year, you can select the time period you want to use in the toolbar.



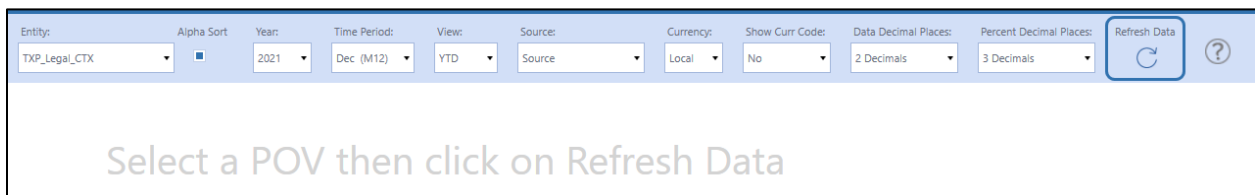
The Forecast Reports have a scenario combo box in the toolbar. Therefore, you do not need to change your workflow POV.



The first time you run a report, it will default to the “Dec (M12)” time period. You can then change the time period and re-run the report. If you want to change the default, please see the parameter “Select\_Report\_Period\_TXP”.

General (Parameter)	
Name	Select_Report_Period_TXP
Description	Used for Dashboard reports (user may not be on the proper WF Time period - give all options) - still requires the user to be in the proper WF Year
User Prompt	Select a Period:
Maintenance Unit	XFW Tax Provision (TXP)
Sort Order	895
Data Source	
Parameter Type	Delimited List
Default Value	M12
Display Items (comma delimited)	Jan (M1),Feb (M2),Mar (M3),Apr (M4),May (M5),Jun (M6),Jul (M7),Aug (M8),Sep (M9),Oct (M10),Nov (M11),Dec (M12)
Value Items (comma delimited)	M1,M2,M3,M4,M5,M6,M7,M8,M9,M10,M11,M12

We have introduced a “Refresh Data” button in Schedules and Reports. This allows you to make several POV changes without the report rendering after each change. Once you have finished making your POV selections, just click on the “Refresh Data” button.



Several Home Page reports have an option to select how many decimal places you would like to see for percentages. This option is separate from the data decimal places.

Screenshot of a financial report interface. The top navigation bar includes fields for Entity (TXP\_US\_Total), Alpha Sort (checked), Currency (Local), Show Currency Code (No), Time Period (Dec (M12)), Source, Data Decimal Places (2 Decimals), and Percent Decimal Places (5 Decimals). The main report area is titled "Schedule 9 - 2020 M12 Consolidated ETR for: TXP\_US\_Total". It displays a table with columns for Expense and ETR for various entities: TXP\_US\_Total, TXP\_US\_105, TXP\_US\_102, TXP\_US\_LegalEntityA, TXP\_US\_101, and TXP\_US\_107. Key values include a consolidated tax rate of 21.00000%, a current year state rate of 21.11080%, and a total adjusted pretax income of 1,954,000.00.

	TXP_US_Total	TXP_US_105	TXP_US_102	TXP_US_LegalEntityA	TXP_US_101	TXP_US_107
TXP_ConsoTaxRate - Consolidated Tax Rate	21.00000%	21.00000%	20.00000%		19.00000%	21.00000%
TXP_CVRate - Current Year Stat Rate	21.11080%					
TXP_PTIAAdjustedTotal - Total Adjusted Pretax Income	1,954,000.00	-	(399,000.00)	644,500.00	-	644,500.00
PTI Adjusted at Consolidated	410,340.00	-	(83,790.00)	135,345.00	-	135,345.00

Several reports now have an option to either sort the entities based on the hierarchy (this is the default) or sort by Alphanumeric (based on the entity name – not the description).

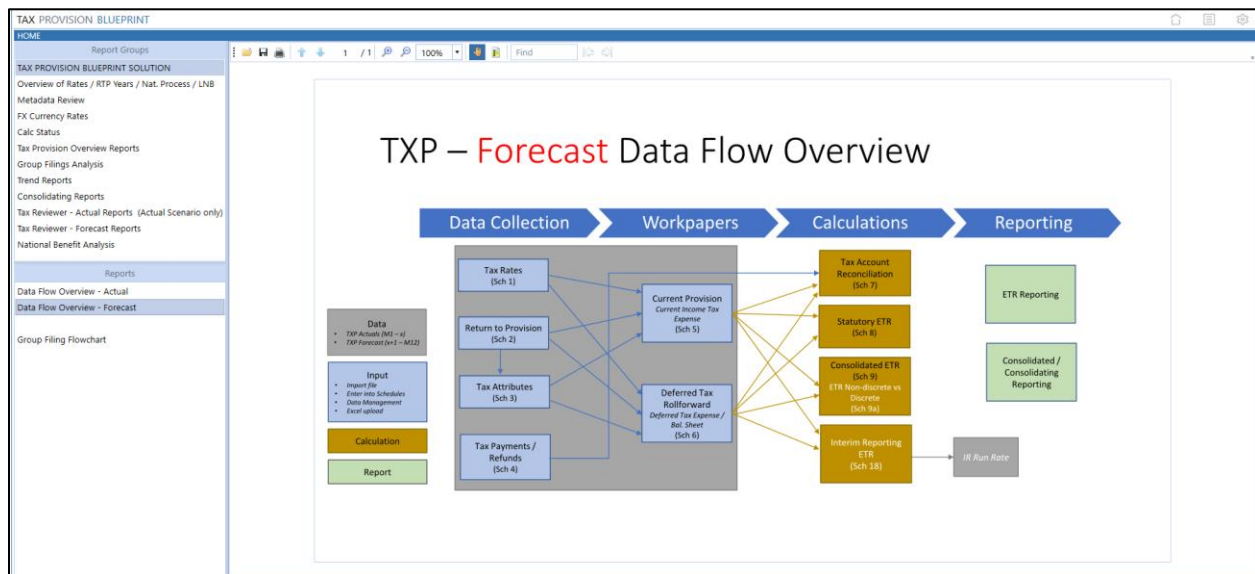
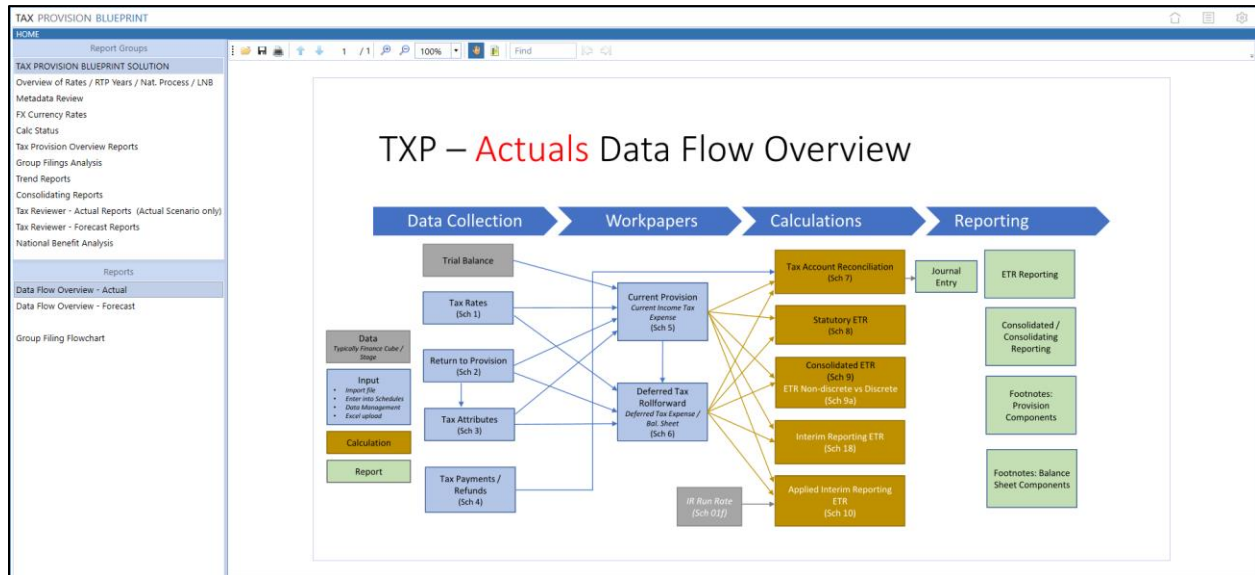
Screenshot of the report interface showing the "Alpha Sort" control. The "Entity" dropdown is set to "TXP\_US\_Total". The "Alpha Sort" checkbox is checked, indicating that the report is sorted by alphanumeric order. Other controls include "Currency" (Local) and "Show Currency Code" (No).

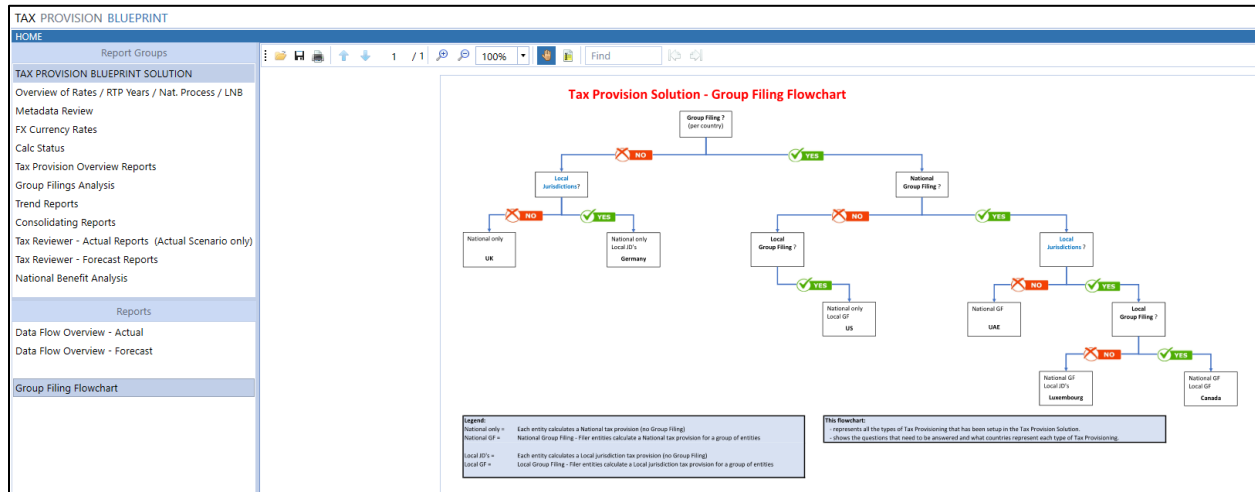
Screenshot of the entity selection dropdown menu. The "Alpha Sort" checkbox is unchecked. The dropdown list shows the following entities: TXP\_US\_Total, TXP\_Legal\_CTX, TXP\_Domestic\_Total, TXP\_US\_Total (highlighted), TXP\_US\_LegalEntityA, TXP\_Intl\_Total, TXP\_Canada\_Total, TXP\_CA\_Ontario, and TXP\_CA\_Quebec.

Screenshot of the entity selection dropdown menu. The "Alpha Sort" checkbox is checked. The dropdown list shows the following entities: TXP\_US\_Total, TXP\_Germany\_Total, TXP\_Intl\_Total, TXP\_Legal\_CTX, TXP\_Luxembourg\_Total, TXP\_UAE\_Total, TXP\_UK\_Total, TXP\_US\_LegalEntityA, and TXP\_US\_Total (highlighted).

# Tax Provision Blueprint Solution

These three reports are just PDF overviews of the Data Flow (Actual and Forecast) and the Group Filing Flowchart.





## Overview of Rates / RTP Years / Nat Process / LNB

Reports in this section include a cube view that shows the tax rates assigned, the taxable income and tax rates by country (national jurisdiction), and the return year and period for the workflow entities. There is also a cube view to show the local jurisdictions that are excluded in the National Benefit by entity and any entity assigned the Losses Not Benefited status.

**Schedule 01c - Overview of Tax Rates**

Filer Entity	Jurisdiction	UD7 Entity	TXP Actual	TXP Actual	TXP Actual	TXP Actual	TXP Actual	TXP Actual	TXP Actual	TXP Actual	TXP Actual
			PY Stat Rate (National Only)	PY Apport Pct (Local Only)	PY Stat Rate (Local Only)	CY Stat Rate (Local Only)	CY Apport Pct (Local Only)	CY Stat Rate (Local Only)	Open Def. Rate (Local Only)	Open Def. Apport Pct (Local Only)	Open Def. Rate (Local Only)
TXP_GLTaxAdmin - Consolidated ETR Rate											22.00%
TXP_US_105 - US 105 Entity	US 105 Entity	None	21.00%			22.00%					25.00%
	US 103 Entity	None		30.00%	6.00%		25.00%	8.00%			27.00%
	US 108 Entity	None		30.00%	6.00%		25.00%	8.00%			27.00%
	US 108 Entity	None		13.00%	5.00%		15.00%	7.00%			13.00%
	US 108 Entity	None		12.00%	7.00%		13.00%	6.00%			14.00%
	US 116 Entity	None		14.00%	5.00%		12.00%	8.00%			12.00%
	US 116 Entity	None		10.00%	7.00%		11.00%	11.00%			11.00%
	US 116 Entity	None		8.00%	9.00%		13.00%	8.00%			10.00%
	US 117 Entity	None			5.00%		10.00%	7.00%			13.00%
TXP_US_102 - US 102 Entity	US 102 Entity	None	20.00%			21.00%					22.00%
TXP_US_101 - US 101 Entity	US 101 Entity	None	19.00%			20.00%					21.00%
	US 101 Entity	None		15.00%	6.00%		17.00%	8.00%			19.00%
	US 102 Entity	None		15.00%	6.00%		17.00%	8.00%			19.00%
	US 103 Entity	None		15.00%	6.00%		17.00%	8.00%			19.00%
	US 101 Entity	None		14.00%	9.00%		13.00%	7.00%			15.00%
	US 102 Entity	None		14.00%	9.00%		13.00%	7.00%			15.00%
	US 108 Entity	None		14.00%	9.00%		13.00%	7.00%			15.00%
	US 101 Entity	None		20.00%	5.00%		22.00%	10.00%			22.00%
	US 101 Entity	None		16.00%	7.00%		14.00%	9.00%			17.00%
	US 102 Entity	None		15.00%	4.00%		15.00%	7.00%			11.00%

**TAX PROVISION BLUEPRINT**

Report Groups: TAX PROVISION BLUEPRINT SOLUTION

Overview of Rates / RTP Years / Nat. Process / LNB

Metadata Review

FX Currency Rates

Calc Status

Tax Provision Overview Reports

Group Filings Analysis

Trend Reports

Consolidating Reports

Tax Reviewer - Actual Reports (Actual Scenario only)

Tax Reviewer - Forecast Reports

National Benefit Analysis

Reports

Overview of Tax Rates

Taxable Income & Tax Rates - US

Taxable Income & Tax Rates - Canada

Taxable Income & Tax Rates - Luxembourg

Taxable Income & Tax Rates - Germany

Taxable Income & Tax Rates - UAE

Taxable Income & Tax Rates - UK

Overview of RTP Years

National Benefit Summary - Excludes Local JD

Losses Not Benefitted (LNB) - Entities

US: (a) Filer Entity - Jurisdiction - Entities US: (b) Filer Entity - Entities - Jurisdiction US: (c) Jurisdiction - Filer Entity - Entities US: (d) Entities - Filer Entity - Jurisdiction

Scenario: TXP\_Actual Year: 2021 Time Period: Dec (M12) Row Expansion: Expand All Data Decimal Places: No Decimals Percent Decimal Places: 2 Decimals Refresh Data

**Schedule 01c - Tax Rates (US Filer Entity by US JD's by US Entities)**

	Total Taxable Income	PY Apport Pct	PY Stat Rate	CY Apport Pct	CY Stat Rate	Open Def. Apport Pct	Open Def. Rate	Close Def. Apport Pct	Close Def. Rate
	TXP_Actual	TXP_Actual	TXP_Actual	TXP_Actual	TXP_Actual	TXP_Actual	TXP_Actual	TXP_Actual	TXP_Actual
	Dec 2021	Dec 2021	Dec 2021	Dec 2021	Dec 2021	Dec 2021	Dec 2021	Dec 2021	Dec 2021
<b>TXP_US_105 - US 105 Entity</b>	<b>Total US</b>	<b>1,323,789</b>							
	US 103 Entity								
	US 105 Entity								
	US 108 Entity	1,323,789							
	US 116 Entity								
	US 117 Entity								
<b>TXP_US_Local</b>	<b>Total US</b>	<b>1,323,789</b>							
	US 103 Entity								
	US 105 Entity								
	US 108 Entity	1,323,789							
	US 116 Entity								
	US 117 Entity								
<b>TXP_US_DE</b>	<b>Total US</b>	<b>661,895</b>							
	US 103 Entity		30.00%	6.00%	25.00%	8.00%	27.00%	4.00%	23.00%
	US 105 Entity		30.00%	6.00%	25.00%	8.00%	27.00%	4.00%	23.00%
	US 108 Entity	661,895	30.00%	6.00%	25.00%	8.00%	27.00%	4.00%	23.00%
<b>TXP_US_GA</b>	<b>Total US</b>	<b>661,895</b>							
	US 105 Entity		13.00%	5.00%	15.00%	7.00%	13.00%	7.00%	12.00%
	US 108 Entity	661,895	12.00%	7.00%	13.00%	6.00%	14.00%	5.00%	14.00%
	US 116 Entity		14.00%	5.00%	12.00%	8.00%	12.00%	7.00%	14.00%
<b>TXP_US_NV</b>	<b>Total US</b>								
	US 105 Entity		10.00%	7.00%	11.00%	11.00%	11.00%	6.00%	12.00%

**TAX PROVISION BLUEPRINT**

Report Groups: TAX PROVISION BLUEPRINT SOLUTION

Overview of Rates / RTP Years / Nat. Process / LNB

Metadata Review

FX Currency Rates

Calc Status

Tax Provision Overview Reports

Group Filings Analysis

Trend Reports

Consolidating Reports

Tax Reviewer - Actual Reports (Actual Scenario only)

Tax Reviewer - Forecast Reports

National Benefit Analysis

Reports

Overview of Tax Rates

Taxable Income & Tax Rates - US

Taxable Income & Tax Rates - Canada

Taxable Income & Tax Rates - Luxembourg

Taxable Income & Tax Rates - Germany

Taxable Income & Tax Rates - UAE

Taxable Income & Tax Rates - UK

Overview of RTP Years

National Benefit Summary - Excludes Local JD

Losses Not Benefitted (LNB) - Entities

Year: 2021 Time Period: Dec (M12) Row Expansion: Expand All Refresh Data

**Schedule 02a - Overview of RTP Years**

Entity	Jurisdiction	TXP_Actual National / Local		TXP_Actual Set the Return Year (National)		TXP_Actual Apply RTP to Month (Local Only)		TXP_Actual Set the Return Year (National)		TXP_Actual Apply RTP to Month (Local Only)	
		Dec 2021	Dec 2021	Dec 2021	Dec 2021	Dec 2021	Dec 2021	Dec 2020	Dec 2020	Dec 2020	Dec 2020
TXP_US_105 - US 105 Entity	TXP_US - United States	TXP_National	2020	3				2019	3		
	TXP_US_DE - Delaware	TXP_Local			2020	12				2019	
	TXP_US_GA - Georgia	TXP_Local			2020	12				2019	
	TXP_US_NV - Nevada	TXP_Local			2019	2					
	TXP_US - United States	TXP_National	2020	9				2019	9		
TXP_US_102 - US 102 Entity	TXP_US - United States	TXP_National	2020	1				2019	1		
	TXP_US_AL - Alabama	TXP_Local			2020	10				2019	
	TXP_US_CA - California	TXP_Local			2020	4				2019	
	TXP_US_GA - Georgia	TXP_Local			2020	10				2019	
	TXP_US_IL - Illinois	TXP_Local			2020	3				2019	
TXP_US_107 - US 107 Entity	TXP_US - United States	TXP_National	2020	3				2019	4		
	TXP_US_GA - Georgia	TXP_Local			2020	1				2019	
	TXP_US_IL - Illinois	TXP_Local			2020	1				2019	
	TXP_US_NV - Nevada	TXP_Local			2019	2					
	TXP_US - United States	TXP_National	2020	10				2019	10		
TXP_US_104 - US 104 Entity	TXP_US - United States	TXP_National	2020	2				2019	2		
	TXP_US_AL - Alabama	TXP_Local			2020	11				2019	
	TXP_US_CA - California	TXP_Local			2020	4				2019	
	TXP_US_GA - Georgia	TXP_Local			2020	11				2019	
	TXP_US_NV - Nevada	TXP_Local			2019	2					
TXP_US_117 - US 117 Entity	TXP_US - United States	TXP_National	2020	5				2019	5		
	TXP_US_AL - Alabama	TXP_Local			2020	2				2019	

**TAX PROVISION BLUEPRINT**

Report Groups: TAX PROVISION BLUEPRINT SOLUTION

Scenario: TXP\_Actual Year: 2021 Entity (Parent): TXP\_US\_Total Account: TXP\_Nat\_Benefit\_Excl\_LocalID - National Benefit Account - Exclude Local ID

Refresh Data

Schedule LP 05 06 National Benefit - Excludes Local JD - for Entity: TXP\_US\_Total

	TXP_Actual	TXP_Actual	TXP_Actual	TXP_Actual	TXP_Actual	TXP_Actual	TXP_Actual	TXP_Actual	TXP_Actual	TXP_Actual	TXP_Actual	TXP_Actual	TXP_Actual
	Jan 2021	Feb 2021	Mar 2021	Apr 2021	May 2021	Jun 2021	Jul 2021	Aug 2021	Sep 2021	Oct 2021	Nov 2021	Dec 2021	TXP_Actual
<b>Entity</b>													
<b>Jurisdiction</b>													
US 101 Entity	1	1	1	1	1	1	1	1	1	1	1	1	1
TXP_US_CA - California													
TXP_US_GA - Georgia	1	1	1	1	1	1	1	1	1	1	1	1	1
US 107 Entity	1	1	1	1	1	1	1	1	1	1	1	1	1
TXP_US_GA - Georgia													
US 104 Entity	1	1	1	1	1	1	1	1	1	1	1	1	1
TXP_US_CA - California													

**TAX PROVISION BLUEPRINT**

Report Groups: TAX PROVISION BLUEPRINT SOLUTION

Scenario: TXP\_Actual Year: 2021 Row Expansion: Expand All

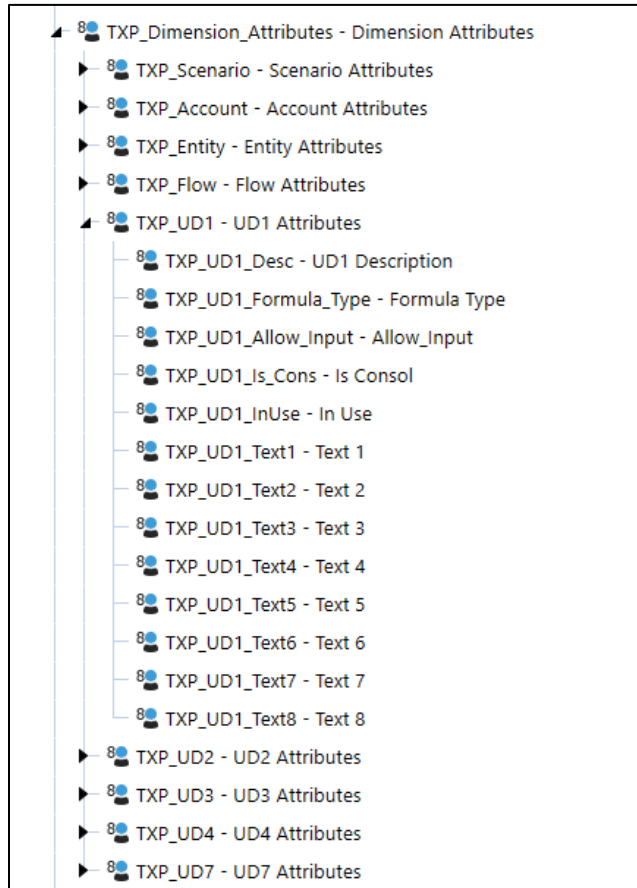
Refresh Data

Schedule LNB (Entities) - Losses Not Benefitted

	TXP_Actual	TXP_Actual	TXP_Actual	TXP_Actual	TXP_Actual	TXP_Actual	TXP_Actual	TXP_Actual	TXP_Actual	TXP_Actual	TXP_Actual	TXP_Actual	TXP_Actual
	Jan 2021	Feb 2021	Mar 2021	Apr 2021	May 2021	Jun 2021	Jul 2021	Aug 2021	Sep 2021	Oct 2021	Nov 2021	Dec 2021	TXP_Actual
<b>TXP_Legal_CTX - Total Tax Legal</b>													
<b>TXP_Domestic_Total - Total Domestic</b>													
<b>TXP_US_Total - Total US</b>													
TXP_US_102 - US 102 Entity	1	1	1	1	1	1	1	1	1	1	1	1	1
<b>TXP_US_LegalEntityA - Total Legal Entity A</b>													
TXP_US_104 - US 104 Entity	1	1	1	1	1	1	1	1	1	1	1	1	1
<b>TXP_Intl_Total - Total International</b>													
<b>TXP_Canada_Total - Total Canada</b>													
<b>TXP_CA_Ontario - Total Ontario</b>													
<b>TXP_CA_Quebec - Total Quebec</b>													
<b>TXP_CA_BC - Total BC</b>													
TXP_CA_115 - CA 115 Entity	1	1	1	1	1	1	1	1	1	1	1	1	1
<b>TXP_Europe_Total - Total Europe</b>													
<b>TXP_Germany_Total - Total Germany</b>													
TXP_DE_102 - DE 102 Entity	1	1	1	1	1	1	1	1	1	1	1	1	1
<b>TXP_Luxembourg_Total - Total Luxembourg</b>													
TXP_LU_101 - LU 101 Entity	1	1	1	1	1	1	1	1	1	1	1	1	1
<b>TXP_UAE_Total - Total United Arab Emirates</b>													
TXP_AE_101 - AE 101 Entity	1	1	1	1	1	1	1	1	1	1	1	1	1
<b>TXP_UK_Total - Total UK</b>													

## Metadata Review

These ten cube views show how each dimension has been set up and what options were selected. This information is created using dynamic UD8 members. They are available here:



We have included several sample Forecast scenarios, most of which are for information purposes only. The Forecast scenarios that we used in this release are **TXP\_FCST\_M5**, **TXP\_FCST\_Q2** and **TXP\_FCST\_Q3**. If you delete any Forecast scenarios, then you will need to update this CV.



**Important!** The Member Properties that are displayed for any dimension are for the “Default” settings. If you use “Vary By Scenario Type and Time”, then those settings will **NOT** be rendered in these reports.

For the Entity Review CV, we have hard coded the last four columns to show the Text 7 and Text 8 for both the “Tax” and the “ScenarioType8” scenario types. We have used a different scenario on the Forecast scenarios so that you can have a different Cube Root Workflow Profile (hierarchy).

There are several columns that have been suppressed for the Entity attributes. This allows us to see the relevant attributes on one page. If you need to display other columns, simply remove the following formatting syntax:



The screenshot shows a software interface for tax provision. On the left is a navigation tree with categories like 'XFW\_Tax Forms Linked CV (TXP)', 'XFW\_Tax Metadata Hierarchies (TXP)', 'XFW\_Tax Reports (TXP)', 'XFW\_Tax DevOnly (TXP)', 'XFW\_Templates\_Rows (TXP)', and 'Cube View Profiles'. The main area displays a table with columns: Ent\_Desc, Curr, Is\_Cons, Is\_IC, Flow\_Const, IC\_Const, and UD1\_Const. The 'Flow\_Const' column is selected, and the 'Formatting' tab is active, showing a rule: 'IsColumnVisible = False'. Other formatting rules include 'Header Format' and 'Cell Format'.

TAX PROVISION

Report Groups

TAX PROVISION SOLUTION

Overview of Rates / RTP Years / Nat. Process / LNB

Metadata Review

FX Currency Rates

Calc Status

Tax Provision Overview Reports

Group Filings Analysis

Trend Reports

Consolidating Reports

Tax Reviewer - Actual Reports (Actual Scenario only)

Tax Reviewer - Forecast Reports

Reports

Metadata Review

Scenario Attribute Review

Entity Attribute Review

Accounts Attribute Review

Flow Attribute Review

UD1 Attribute Review

UD2 Attribute Review

UD3 Attribute Review

UD4 Attribute Review

UD7 Attribute Review

UD8 Attribute Review

Accounts Attribute Review

Account Description	Account Type	Formula Type	Allow Input	Is Consol	Is IC	In_Use	UD1 Constraint	UD2 Constraint	UD3 Constraint	UD4 Constraint
<b>TXP_TaxRates</b>	<b>Total Tax Rates</b>	Group	False	Conditional...	False	True	TXP_TopTax	TXP_TopTax	TXP_TopTax	TXP_TopTax
TXP_PyRate	Prior Year Stat Rate	BalanceRecurring	True	False	False	True	TXP_TopTax	TXP_TopTax	TXP_TopTax	TXP_TopTax
TXP_CyRate	Current Year Stat Rate	BalanceRecurring	True	False	False	True	TXP_TopTax	TXP_TopTax	TXP_TopTax	TXP_TopTax
TXP_OpeningDefRate	Opening Deferred Rate	BalanceRecurring	True	False	False	True	TXP_TopTax	TXP_TopTax	TXP_TopTax	TXP_TopTax
TXP_DefRate	Closing Deferred Rate	BalanceRecurring	True	False	False	True	TXP_TopTax	TXP_TopTax	TXP_TopTax	TXP_TopTax
<b>TXP_OtherRates</b>	<b>Total Other Tax Rates</b>	Group	False	False	False	True	TXP_TopTax	TXP_TopTax	TXP_TopTax	TXP_TopTax
TXP_ConsolTaxRate	Consolidated Tax Rate	BalanceRecurring	True	False	False	True	TXP_TopTax	TXP_TopTax	TXP_TopTax	TXP_TopTax
TXP_ReturnRate	Return Tax Rate	BalanceRecurring	True	False	False	True	TXP_TopTax	TXP_TopTax	TXP_TopTax	TXP_TopTax
TXP_InterimRunRate	Interim Run Rate	BalanceRecurring	True	False	False	True	TXP_TopTax	TXP_TopTax	TXP_TopTax	TXP_TopTax
<b>TXP_TaxAccounts</b>	<b>Total Tax Accounts</b>	Group	False	Conditional...	False	True	TXP_TopTax	TXP_TopTax	TXP_TopTax	TXP_TopTax
<b>TXP_CurTaxExp</b>	<b>Total Current Tax Expense</b>	Asset	False	Conditional...	False	True	TXP_TopTax	TXP_TopTax	TXP_TopTax	TXP_TopTax
<b>TXP_CurIncTaxExp</b>	<b>Total Current Income Tax Expense</b>	Asset	False	Conditional...	False	True	TXP_TopTax	TXP_TopTax	TXP_TopTax	TXP_TopTax
<b>TXP_CurTaxTI</b>	<b>Total Current Tax on Taxable Income</b>	Asset	False	Conditional...	False	True	TXP_TopTax	TXP_TopTax	TXP_TopTax	TXP_TopTax
<b>TXP_TaxLocalTI</b>	<b>Total Local Taxable Income</b>	Asset	False	Conditional...	False	True	TXP_TopTax	TXP_TopTax	TXP_TopTax	TXP_TopTax
<b>TXP_TotalApportTI</b>	<b>Total Apportioned Taxable Income</b>	Asset	False	Conditional...	False	True	TXP_TopTax	TXP_TopTax	TXP_TopTax	TXP_TopTax
<b>TXP_TotalTaxTI</b>	<b>Total Taxable Income</b>	Asset	False	Conditional...	False	True	TXP_TopTax	TXP_TopTax	TXP_TopTax	TXP_TopTax
<b>TXP_TIAfterLoss</b>	<b>Total Taxable Income After Losses</b>	Asset	False	Conditional...	False	True	TXP_TopTax	TXP_TopTax	TXP_TopTax	TXP_TopTax
<b>TXP_TIBeforeLossNatBen</b>	<b>Total Taxable Income Before Losses and National Benefit</b>	Asset	False	Conditional...	False	True	TXP_TopTax	TXP_TopTax	TXP_TopTax	TXP_TopTax
<b>TXP_TIBeforeLoss</b>	<b>Total Taxable Income Before Losses</b>	Asset	False	Conditional...	False	True	TXP_TopTax	TXP_TopTax	TXP_TopTax	TXP_TopTax
<b>TXP_TIBeforeTemps</b>	<b>Total Taxable Income Before Temps</b>	Asset	False	Conditional...	False	True	TXP_TopTax	TXP_TopTax	TXP_TopTax	TXP_TopTax
<b>TXP_PTIAAdjustedTotal</b>	<b>Total Adjusted Pretax Income</b>	Asset	False	Conditional...	False	True	TXP_TopTax	TXP_TopTax	TXP_TopTax	TXP_TopTax
TXP_PretaxIncome	Pretax Income	Asset	True	Conditional...	False	True	TXP_TopTax	TXP_TopTax	TXP_TopTax	TXP_TopTax
<b>TXP_PTIBATotal</b>	<b>Total Pretax Income Book Adjustments</b>	Asset	False	Conditional...	False	True	TXP_TopTax	TXP_TopTax	TXP_TopTax	TXP_TopTax
TXP_PTIBA001	Book Adjustments	Asset	True	Conditional...	False	True	TXP_TopTax	TXP_TopTax	TXP_TopTax	TXP_TopTax
<b>TXP_PermDiffTotal</b>	<b>Total Permanent Differences</b>	Asset	False	Conditional...	False	True	TXP_TopTax	TXP_TopTax	TXP_TopTax	TXP_TopTax
<b>TXP_PD_NonDiscr</b>	<b>Total Permanent Differences - Non-Discretes</b>	Asset	False	Conditional...	False	True	TXP_TopTax	TXP_TopTax	TXP_TopTax	TXP_TopTax
<b>TXP_PDMuni</b>	<b>Total Tax Exempt Interest</b>	Asset	False	Conditional...	False	True	TXP_TopTax	TXP_TopTax	TXP_TopTax	TXP_TopTax
TXP_PD0005	Municipal Bond Interest Income - PD	Asset	True	Conditional...	False	True	TXP_TopTax	TXP_TopTax	TXP_TopTax	TXP_TopTax
TXP_PD0010	Interest Cost to Carry Municipal Bonds - PD	Asset	True	Conditional...	False	True	TXP_TopTax	TXP_TopTax	TXP_TopTax	TXP_TopTax
<b>TXP_PDFgn</b>	<b>Total Foreign</b>	Asset	False	Conditional...	False	True	TXP_TopTax	TXP_TopTax	TXP_TopTax	TXP_TopTax
TXP_PD0015	Subpart F Income - PD	Asset	True	Conditional...	False	True	TXP_TopTax	TXP_TopTax	TXP_TopTax	TXP_TopTax
TXP_PD0020	Section 78 Gross Up - PD	Asset	True	Conditional...	False	True	TXP_TopTax	TXP_TopTax	TXP_TopTax	TXP_TopTax
<b>TXP_PDDRD</b>	<b>Total Dividends Received Deduction</b>	Asset	False	Conditional...	False	True	TXP_TopTax	TXP_TopTax	TXP_TopTax	TXP_TopTax

There are several columns that have been suppressed for the Account attributes. This allows us to see the relevant attributes on one page. If you need to display other columns, simply remove the following formatting syntax:

The screenshot shows the SAP Tax Provision interface. On the left is a tree view of metadata hierarchies under 'XFW\_Tax Metadata Hierarchies (TXP)'. The main area displays a table with columns UD1\_Const, UD2\_Const, UD3\_Const, UD4\_Const, UD5\_Const, UD6\_Const, UD7\_Const, UD8\_Const, and Text1. The UD6\_Const column is selected, and its properties are shown in a 'Column' pane below the table. The 'Header Format' property is set to '||GridLinesColor\_TXP!| |isColumnVisible = False'. Other properties include 'Cell Format' set to '||NotUsed\_Formatting\_TXP!' and 'Indent Level' set to 0.

UD1_Const	UD2_Const	UD3_Const	UD4_Const	UD5_Const	UD6_Const	UD7_Const	UD8_Const	Text1
Root_Tree Remove(None)	99	9,999.99	9,999.99	9,999.99	9,999.99	9,999.99	9,999.99	9,999.99
Blank 01	99	9,999.99	9,999.99	9,999.99	9,999.99	9,999.99	9,999.99	9,999.99

TAX PROVISION

Scenario Attribute Review Entity Attribute Review Accounts Attribute Review Flow Attribute Review UD1 Attribute Review UD2 Attribute Review UD3 Attribute Review UD4 Attribute Review UD7 Attribute Review UD8 Attribute Review

Flow Attribute Review

Flow Description	Formula Type	Allow Input	Is Consol	Switch Sign	Switch Type	In Use	Text 1	Text 2	Text 3	Text 4	Text 5	Text 6	Text 7	Text 8
<b>Total - Top Flow</b>		False	Conditional...	False	False	True								
None		True	Conditional...	False	False	True								
<b>Total Gross Closing Balance</b>		False	Conditional...	False	False	True								
<b>PL Subtotal</b>		False	Conditional...	False	False	True								
<b>Total Adjusted Opening</b>		False	Conditional...	False	False	True								
<b>Total Adjusted Opening - Non Discretes</b>		False	Conditional...	False	False	True								
TXP_OpeningBal	Opening Balance	True	Conditional...	False	False	True								
TXP_OpenAdj	Opening Balance Adj.	True	Conditional...	False	True	True								
<b>Total Adjusted Opening - Discretes</b>		False	Conditional...	False	True	True	Discrete=Yes							
<b>Total Other Adjusted Opening - Discretes</b>		False	Conditional...	False	True	True	Discrete=Yes							
TXP_OtherOpenAdj1_Dscr	Other Adj. Open 1 - Discrete	True	Conditional...	False	True	True	Discrete=Yes							
TXP_OtherOpenAdj2_Dscr	Other Adj. Open 2 - Discrete	True	Conditional...	False	True	True	Discrete=Yes							
TXP_RT9Adj	Return True-Up	True	Conditional...	False	True	True	Discrete=Yes							
<b>Current Year PL Subtotal</b>		False	Conditional...	False	True	True								
TXP_CYPProv	Provision	True	Conditional...	False	True	True								
<b>Total Deferred Only</b>		False	Conditional...	False	True	True								
<b>Total Deferred Other - Non Discretes</b>		False	Conditional...	False	True	True								
TXP_DefOther1	Deferred Other 1	True	Conditional...	False	True	True								
TXP_DefOther2	Deferred Other 2	True	Conditional...	False	True	True								
<b>Total Deferred Other - Discretes</b>		False	Conditional...	False	True	True	Discrete=Yes							
TXP_DefOther2_Dscr	Deferred Other 2 - Discrete	True	Conditional...	False	True	True	Discrete=Yes							
TXP_DefOther10_Dscr	Deferred Other 10 - Discrete	True	Conditional...	False	True	True	Discrete=Yes							
<b>Total Rate Change Impact Local</b>		False	Conditional...	False	True	True	Discrete=Yes							
TXP_RCLocal	Rate Change Impact of Local ID	False	Conditional...	False	True	True	Discrete=Yes							
TXP_RCLocal_Dscr	Rate Change Impact of Local ID - Discrete	False	Conditional...	False	True	True	Discrete=Yes							
<b>Total Balance Sheet Only</b>		False	Conditional...	False	True	True								
TXP_DeBSO1	Equity Adjustments	True	Conditional...	False	True	True								
TXP_DeBSO2	Other Balance Sheet Only 2	True	Conditional...	False	True	True								
TXP_DeBSO3	Other Balance Sheet Only 3	True	Conditional...	False	True	True								

**TAX PROVISION**

HOME Report Groups

TAX PROVISION SOLUTION  
Overview of Rates / RTP Years / Nat. Process / LNB

Metadata Review

FX Currency Rates  
Calc Status  
Tax Provision Overview Reports  
Group Filings Analysis  
Trend Reports  
Consolidating Reports  
Tax Reviewer - Actual Reports (Actual Scenario only)  
Tax Reviewer - Forecast Reports

Reports

Metadata Review

Scenario Attribute Review Entity Attribute Review Accounts Attribute Review Flow Attribute Review UD1 Attribute Review UD2 Attribute Review UD3 Attribute Review UD4 Attribute Review UD7 Attribute Review UD8 Attribute Review

UD1 Attribute Review

UD1 Description	Formula Type	Allow Input	Is Consol	In Use	Text 1	Text 2	Text 3	Text 4	Text 5	Text 6	Text 7	Text 8
TXP_TopTax	Total - Top Jurisdiction	False	Conditional...	True	TXP_TopTax							
None		True	Conditional...	True								
TXP_TotalJD	Total Jurisdictions	False	Conditional...	True	TXP_TopTax							
TXP_TotalNational	Total National	False	Conditional...	True	TXP_TopTax							
TXP_TotalDomestic	Total Domestic - National JD	False	Conditional...	True	TXP_TopTax							
TXP_US	United States	True	Conditional...	True	TXP_National							
TXP_TotalInternational	Total International - National JD's	False	Conditional...	True	TXP_TopTax							
TXP_AE	United Arab Emirates	True	Conditional...	True	TXP_National	NatGF=Yes						
TXP_AU	Australia	True	Conditional...	True	TXP_National							
TXP_BE	Belgium	True	Conditional...	True	TXP_National							
TXP_CA	Canada	True	Conditional...	True	TXP_National	NatGF=Yes						
TXP_BR	Brazil	True	Conditional...	True	TXP_National							
TXP_CN	China	True	Conditional...	True	TXP_National							
TXP_DE	Germany	True	Conditional...	True	TXP_National							
TXP_ES	Spain	True	Conditional...	True	TXP_National							
TXP_HK	Hong Kong	True	Conditional...	True	TXP_National							
TXP_IT	Italy	True	Conditional...	True	TXP_National							
TXP_IN	India	True	Conditional...	True	TXP_National							
TXP_JP	Japan	True	Conditional...	True	TXP_National							
TXP_KR	Korea	True	Conditional...	True	TXP_National							
TXP_LU	Luxembourg	True	Conditional...	True	TXP_National	NatGF=Yes						
TXP_MX	Mexico	True	Conditional...	True	TXP_National							
TXP_PL	Poland	True	Conditional...	True	TXP_National							
TXP_UK	United Kingdom	True	Conditional...	True	TXP_National							
TXP_TW	Taiwan	True	Conditional...	True	TXP_National							
TXP_XX	No Jurisdiction	True	Conditional...	True	TXP_National							
TXP_TotalLocal	Total Local Jurisdictions	False	Conditional...	True	TXP_TopTax							
TXP_DomesticLocal	Total Domestic - Local JD's	False	Conditional...	True	TXP_TopTax							
TXP_US_Local	Total US - Local JD's	False	Conditional...	True	TXP_TopTax							
TXP_US_Blended	US Blended	True	Conditional...	True	TXP_Local							
TXP_US_AL	Alabama	True	Conditional...	True	TXP_Local							

**TAX PROVISION**

HOME Report Groups

TAX PROVISION SOLUTION  
Overview of Rates / RTP Years / Nat. Process / LNB

Metadata Review

FX Currency Rates  
Calc Status  
Tax Provision Overview Reports  
Group Filings Analysis  
Trend Reports  
Consolidating Reports  
Tax Reviewer - Actual Reports (Actual Scenario only)  
Tax Reviewer - Forecast Reports

Reports

Metadata Review

Scenario Attribute Review Entity Attribute Review Accounts Attribute Review Flow Attribute Review UD1 Attribute Review UD2 Attribute Review UD3 Attribute Review UD4 Attribute Review UD7 Attribute Review UD8 Attribute Review

UD2 Attribute Review

UD2 Description	Formula Type	Allow Input	Is Consolidated	In Use	Text 1	Text 2	Text 3	Text 4	Text 5	Text 6	Text 7	Text 8
TXP_TopTax	Total - Top Data Type	False	Conditional...	True								
None		True	Conditional...	True								
TXP_GrossInput	Gross Input	True	Conditional...	True								
TXP_Tax_CalcCY	Total Tax CY	False	Conditional...	True								
TXP_Tax_CalcCYNat	Tax CY National	True	Conditional...	True								
TXP_Tax_CalcCYApport	Tax CY Apportionment Local	True	Conditional...	True								
TXP_Tax_CalcCYLocal	Tax CY Local	True	Conditional...	True								
TXP_Tax_Return	Total Tax Return	False	Conditional...	True								
TXP_Tax_CalcReturnNat	Tax Return National	True	Conditional...	True								
TXP_Tax_CalcReturnApport	Tax Return Apportionment Local	True	Conditional...	True								
TXP_Tax_CalcReturnLocal	Tax Return Local	True	Conditional...	True								
TXP_Tax_Calc	Total Tax Deferred	False	Conditional...	True								
TXP_Tax_CalcNat	Tax Deferred National	True	Conditional...	True								
TXP_Tax_CalcApport	Tax Deferred Apportionment Local	True	Conditional...	True								
TXP_Tax_CalcLocal	Tax Deferred local	True	Conditional...	True								
TXP_Tax_SETR	Tax Statutory ETR	True	Conditional...	True								
TXP_Tax_CETR	Tax Consolidated ETR	True	Conditional...	True								
TXP_Tax_AETR	Tax Applied Interim ETR	True	Conditional...	True								
TXP_Tax_IETR	Tax Interim Run Rate	True	Conditional...	True								
TXP_TaxRateType	Total Tax Rate Type	False	Conditional...	True								
TXP_Rate	Tax Rate	True	Conditional...	True								
TXP_Apport	Apportionment Pct.	True	Conditional...	True								
TXP_TVReData	Total Tax Reconciliation	False	Conditional...	True								

**TAX PROVISION**

HOME Report Groups

TAX PROVISION SOLUTION  
Overview of Rates / RTP Years / Nat. Process / LNB

Metadata Review

FX Currency Rates  
Calc Status  
Tax Provision Overview Reports  
Group Filings Analysis  
Trend Reports  
Consolidating Reports  
Tax Reviewer - Actual Reports (Actual Scenario only)  
Tax Reviewer - Forecast Reports

Reports

Metadata Review

Scenario Attribute Review Entity Attribute Review Accounts Attribute Review Flow Attribute Review UD1 Attribute Review UD2 Attribute Review UD3 Attribute Review UD4 Attribute Review UD7 Attribute Review UD8 Attribute Review

UD3 Attribute Review

UD3 Description	Formula Type	Allow Input	Is Consolidated	In Use	Text 1	Text 2	Text 3	Text 4	Text 5	Text 6	Text 7	Text 8
TXP_TopTax	Total - Top Reporting (Accounting) Type	False	Conditional...	True								
None		True	Conditional...	True								
TXP_SourceTotal	Total Source	False	Conditional...	True								
TXP_SourceAdj	Source - Adjustment	True	Conditional...	True								
TXP_Source	Source	True	Conditional...	True								

**TAX PROVISION**

Report Groups

TAX PROVISION SOLUTION  
Overview of Rates / RTP Years / Nat. Process / LNB

Metadata Review

FX Currency Rates  
Calc Status  
Tax Provision Overview Reports  
Group Filings Analysis  
Trend Reports  
Consolidating Reports  
Tax Reviewer - Actual Reports (Actual Scenario only)  
Tax Reviewer - Forecast Reports

Reports

Metadata Review

Scenario Attribute Review Entity Attribute Review Accounts Attribute Review Flow Attribute Review UD1 Attribute Review UD2 Attribute Review UD3 Attribute Review UD4 Attribute Review UD7 Attribute Review UD8 Attribute Review

UD4 Attribute Review

UD4 Description	Formula Type	Allow Input	Is Consolidated	In Use	Text 1	Text 2	Text 3	Text 4	Text 5	Text 6	Text 7	Text 8
<b>TXP_TopTax</b>	<b>Total - Top Tax Type</b>	False	Conditional...	True								
None		True	Conditional...	True								
<b>TXP_TotalNatLoc</b>	<b>Total National and Local</b>	False	Conditional...	True								
TXP_National	National	True	Conditional...	True								
TXP_Local	Local	True	Conditional...	True								

**TAX PROVISION**

Report Groups

TAX PROVISION SOLUTION  
Overview of Rates / RTP Years / Nat. Process / LNB

Metadata Review

FX Currency Rates  
Calc Status  
Tax Provision Overview Reports  
Group Filings Analysis  
Trend Reports  
Consolidating Reports  
Tax Reviewer - Actual Reports (Actual Scenario only)  
Tax Reviewer - Forecast Reports

Reports

Metadata Review

Scenario Attribute Review Entity Attribute Review Accounts Attribute Review Flow Attribute Review UD1 Attribute Review UD2 Attribute Review UD3 Attribute Review UD4 Attribute Review UD7 Attribute Review UD8 Attribute Review

UD7 Attribute Review

UD7 Description	Formula Type	Allow Input	Is Consolidated	In Use	Text 1	Text 2	Text 3	Text 4	Text 5	Text 6	Text 7	Text 8
<b>TXP_TopTax</b>	<b>Total - Group Filing Entities</b>	False	Conditional...	True								
<b>TXP_GFEntities</b>	<b>Total - Group Filing Entities</b>	False	Conditional...	True								
None		True	Conditional...	True								
TXP_Rev_Nat_GF_Copy	Reverse the National Group Filing Copy to Avoid Double Counting	False	True...	True								
<b>TXP_US_Total</b>	<b>Total US</b>	False	Conditional...	True								
None		True	Conditional...	True								
TXP_US_101	US 101 Entity	True	Conditional...	True								
TXP_US_102	US 102 Entity	True	Conditional...	True								
TXP_US_103	US 103 Entity	True	Conditional...	True								
TXP_US_104	US 104 Entity	True	Conditional...	True								
TXP_US_105	US 105 Entity	True	Conditional...	True								
TXP_US_106	US 106 Entity	True	Conditional...	True								
TXP_US_107	US 107 Entity	True	Conditional...	True								
TXP_US_108	US 108 Entity	True	Conditional...	True								

**TAX PROVISION**

Report Groups

TAX PROVISION SOLUTION  
Overview of Rates / RTP Years / Nat. Process / LNB

Metadata Review

FX Currency Rates  
Calc Status  
Tax Provision Overview Reports  
Group Filings Analysis  
Trend Reports  
Consolidating Reports  
Tax Reviewer - Actual Reports (Actual Scenario only)  
Tax Reviewer - Forecast Reports

Reports

Metadata Review

Scenario Attribute Review Entity Attribute Review Accounts Attribute Review Flow Attribute Review UD1 Attribute Review UD2 Attribute Review UD3 Attribute Review UD4 Attribute Review UD7 Attribute Review UD8 Attribute Review

UD8 Attribute Review

EntityDefault  
UD10Default  
None  
TXP\_ETRPercent - ETR  
TXP\_35c\_ETRPercent - ETR Percent  
TXP\_CETRPercent - CETR Percent  
TXP\_AETRPercent - AETR Percent  
TXP\_IETRPercent - IETR Percent  
TXP\_Jurisdiction  
TXP\_Nat\_Ben\_Excl\_LocalID - To dynamically calc any Account / Flow / UD1 / UD2 / UD3  
TXP\_LocalFiler - To determine if the Account TXP\_LocalFiler has any V#Annotation  
TXP\_NatFiler - To determine if the Account TXP\_NatFiler has any V#Annotation  
TXP\_LocalFiler\_Changed\_ActualRTP - Helps identify if there has been a change from TXP\_Actual to TXP\_ActualRTP  
TXP\_NatFiler\_Changed\_ActualRTP - Helps identify if there has been a change from TXP\_Actual to TXP\_ActualRTP  
TXP\_TimeStampHasCellText - Populates a "1" for V#YTD when V#Annotation contains cell text - allows us to suppress rows in a CV  
TXP\_Apport\_CVRate - Apportionment CV Rate - See Sch1d  
TXP\_Apport\_DefRate - Apportionment Def Rate - See Sch1d  
TXP\_AnnotationReporting - To help in CV so that Annotation will be Read Only. "Can Modify Data = false" in CV's is for data only, not for Annotations.  
TXP\_AssumptionsReporting - To help in CV so that Assumptions will be Read Only. "Can Modify Data = false" in CV's is for data only, not for Assumptions.  
TXP\_Header\_Annotation\_text - Header Info Text  
TXP\_Entity\_Text7\_YES - Entity Text 7 - "YES"  
TXP\_Entity\_Text7\_NO - Entity Text 7 - "NO"  
TXP\_FCST\_RunRate\_from\_scenario - Used as a Header in Sch1fa & Sch1fb  
TXP\_FCST\_RunRate\_from\_period - Used as a Header in Sch1fa & Sch1fb  
TXP\_Schedule3 - Schedule 3

# FX Currency Rates

These cube views show either the current year's FX rate (with the prior year's M12 period and the next year's M01, M02 and M03 periods) or shows all the years. These CV's will need to be modified to include future years as the application grows. We have CV's for the three forecast scenarios.

	Dec 2020	Jan 2021	Feb 2021	Mar 2021	Apr 2021	May 2021	Jun 2021	Jul 2021	Aug 2021	Sep 2021	Oct 2021	Nov 2021	Dec 2021	Jan 2022	Feb 2022	Mar 2022
<b>YTD Average Rate</b>																
AED	0.272294	0.272294	0.272294	0.272294	0.272294	0.272294	0.272294	0.272294	0.272294	0.272294	0.272294	0.272294	0.272294	0.272294	0.272294	0.272294
AUD	-	-	-	-	-	-	-	-	-	-	-	-	-	-	-	-
BRL	-	-	-	-	-	-	-	-	-	-	-	-	-	-	-	-
CAD	0.780316	0.785753	0.787427	0.795322	0.799204	0.824137	0.818163	0.799464	0.793772	0.789456	0.802972	0.795789	0.780927	0.791945	0.785574	0.790180
CNY	-	-	-	-	-	-	-	-	-	-	-	-	-	-	-	-
EUR	1.216292	1.216983	1.209595	1.191048	1.195110	1.213948	1.204671	1.182689	1.177138	1.177812	1.159816	1.141091	1.130427	1.132515	1.134099	1.101000
GBP	1.342621	1.363726	1.386339	1.386344	1.383485	1.406248	1.402428	1.381383	1.379865	1.374971	1.367716	1.345473	1.330073	1.355654	1.353300	1.317314
HKD	-	-	-	-	-	-	-	-	-	-	-	-	-	-	-	-
INR	-	-	-	-	-	-	-	-	-	-	-	-	-	-	-	-
JPY	-	-	-	-	-	-	-	-	-	-	-	-	-	-	-	-
KRW	-	-	-	-	-	-	-	-	-	-	-	-	-	-	-	-
LUF	-	-	-	-	-	-	-	-	-	-	-	-	-	-	-	-
MXN	-	-	-	-	-	-	-	-	-	-	-	-	-	-	-	-
TWD	-	-	-	-	-	-	-	-	-	-	-	-	-	-	-	-
<b>Closing Rate</b>																
AED	0.27222	0.27223	0.27223	0.27220	0.27222	0.27219	0.27221	0.27219	0.27221	0.27219	0.27219	0.27222	0.27222	0.27222	0.27219	0.27220
AUD	-	-	-	-	-	-	-	-	-	-	-	-	-	-	-	-
BRL	-	-	-	-	-	-	-	-	-	-	-	-	-	-	-	-
CAD	0.78228	0.78261	0.78486	0.79284	0.81118	0.82774	0.80829	0.80265	0.79282	0.78641	0.80702	0.78421	0.76241	0.78245	0.78700	0.80118
CNY	-	-	-	-	-	-	-	-	-	-	-	-	-	-	-	-
EUR	1.22824	1.21362	1.20660	1.17377	1.21237	1.21912	1.19042	1.18764	1.17964	1.16417	1.15607	1.12783	1.13248	1.11478	1.12676	1.11358
GBP	1.35772	1.36989	1.39201	1.37474	1.39492	1.41831	1.38491	1.39333	1.37594	1.34819	1.36756	1.33220	1.34894	1.33983	1.34029	1.31309
HKD	-	-	-	-	-	-	-	-	-	-	-	-	-	-	-	-

Layout	Seed Year	Blank 01	Seed Year Plus 1	Blank 02	Seed Year Plus 2	Blank 03	Seed Year Plus 3	Blank 04	Seed Year Plus 4
Default									
Rates for Actual	9,999.99	9,999.99	9,999.99	9,999.99	9,999.99	9,999.99	9,999.99	9,999.99	9,999.99
Average FX Rates	9,999.99	9,999.99	9,999.99	9,999.99	9,999.99	9,999.99	9,999.99	9,999.99	9,999.99
Blank01	9,999.99	9,999.99	9,999.99	9,999.99	9,999.99	9,999.99	9,999.99	9,999.99	9,999.99
Closing FX Rates	9,999.99	9,999.99	9,999.99	9,999.99	9,999.99	9,999.99	9,999.99	9,999.99	9,999.99
Blank02	9,999.99	9,999.99	9,999.99	9,999.99	9,999.99	9,999.99	9,999.99	9,999.99	9,999.99
Blank03	9,999.99	9,999.99	9,999.99	9,999.99	9,999.99	9,999.99	9,999.99	9,999.99	9,999.99
Blank04	9,999.99	9,999.99	9,999.99	9,999.99	9,999.99	9,999.99	9,999.99	9,999.99	9,999.99

Member Filters: Formatting, Data, Sharing, Row Overrides

Column: Seed Year Plus 4

Time: T#YearNext4|!StoredSeedYear\_TXPT!|.Base:Name|(MTimeDesc)

(Not Used): Level 2: Member Filter

**TAX PROVISION**

Report Groups

TAX PROVISION SOLUTION

Overview of Rates / RTP Years / Nat. Process / LNB

Metadata Review

FX Currency Rates

Calc Status

Tax Provision Overview Reports

Group Filings Analysis

Trend Reports

Consolidating Reports

Tax Reviewer - Actual Reports (Actual Scenario only)

Tax Reviewer - Forecast Reports

Reports

FX Rates - Actual - WF Year

FX Rates - Actual - All Years

FX Rates - FCST\_M5 - WF Year

FX Rates - FCST\_Q2 - WF Year

FX Rates - FCST\_Q3 - WF Year

**FX Rates - Actual - All Years**

	Dec 2019	Jan 2020	Feb 2020	Mar 2020	Apr 2020	May 2020	Jun 2020	Jul 2020	Aug 2020	Sep 2020	Oct 2020	Nov 2020	Dec 2020	Jan 2021	Feb 2021	Mar 2021
<b>YTD Average Rate</b>																
AED	0.272294	0.272294	0.272294	0.272294	0.272294	0.272294	0.272294	0.272294	0.272294	0.272294	0.272294	0.272294	0.272294	0.272294	0.272294	0.272294
AUD	-	-	-	-	-	-	-	-	-	-	-	-	-	-	-	-
BRL	-	-	-	-	-	-	-	-	-	-	-	-	-	-	-	-
CAD	0.758842	0.765073	0.731613	0.719275	0.711263	0.715260	0.737266	0.739916	0.754634	0.757109	0.757095	0.764002	0.760316	0.765753	0.787427	0.795322
CNY	-	-	-	-	-	-	-	-	-	-	-	-	-	-	-	-
EUR	1.110531	1.110785	1.091858	1.106977	1.087027	1.092001	1.125007	1.143897	1.182503	1.179359	1.176869	1.183710	1.216292	1.216983	1.209595	1.191048
GBP	1.309986	1.307724	1.298050	1.237516	1.240702	1.230224	1.251220	1.264336	1.312971	1.296261	1.297643	1.320282	1.342621	1.363726	1.386339	1.386344
HKD	-	-	-	-	-	-	-	-	-	-	-	-	-	-	-	-
INR	-	-	-	-	-	-	-	-	-	-	-	-	-	-	-	-
JPY	-	-	-	-	-	-	-	-	-	-	-	-	-	-	-	-
KRW	-	-	-	-	-	-	-	-	-	-	-	-	-	-	-	-
LUF	-	-	-	-	-	-	-	-	-	-	-	-	-	-	-	-
MXN	-	-	-	-	-	-	-	-	-	-	-	-	-	-	-	-
TWD	-	-	-	-	-	-	-	-	-	-	-	-	-	-	-	-
<b>Closing Rate</b>																
AED	0.27221	0.27221	0.27221	0.27216	0.27221	0.27223	0.27221	0.27220	0.27219	0.27222	0.27221	0.27223	0.27222	0.27223	0.27223	0.27220
AUD	-	-	-	-	-	-	-	-	-	-	-	-	-	-	-	-
BRL	-	-	-	-	-	-	-	-	-	-	-	-	-	-	-	-
CAD	0.76524	0.75685	0.74456	0.70843	0.71793	0.72589	0.73156	0.74606	0.76339	0.74725	0.75077	0.76954	0.78228	0.78261	0.78486	0.79284
CNY	-	-	-	-	-	-	-	-	-	-	-	-	-	-	-	-
EUR	1.11986	1.10219	1.10040	1.10570	1.08573	1.11003	1.12472	1.17546	1.19036	1.17052	1.16671	1.19622	1.22824	1.21362	1.20690	1.17377
GBP	1.31160	1.30510	1.28468	1.23926	1.24488	1.23435	1.23223	1.30253	1.33484	1.28572	1.28421	1.33069	1.35772	1.36989	1.39201	1.37474
HKD	-	-	-	-	-	-	-	-	-	-	-	-	-	-	-	-

**TAX PROVISION**

Report Groups

TAX PROVISION SOLUTION

Overview of Rates / RTP Years / Nat. Process / LNB

Metadata Review

FX Currency Rates

Calc Status

Tax Provision Overview Reports

Group Filings Analysis

Trend Reports

Consolidating Reports

Tax Reviewer - Actual Reports (Actual Scenario only)

Tax Reviewer - Forecast Reports

Reports

FX Rates - Actual - WF Year

FX Rates - Actual - All Years

FX Rates - FCST\_M5 - WF Year

FX Rates - FCST\_Q2 - WF Year

FX Rates - FCST\_Q3 - WF Year

**FX Rates - TXP\_FCST\_M5 - WF Year**

	Jan 2021	Feb 2021	Mar 2021	Apr 2021	May 2021	Jun 2021	Jul 2021	Aug 2021	Sep 2021	Oct 2021	Nov 2021	Dec 2021
<b>YTD Average Rate for the M5 Forecast</b>												
AED	0.272294	0.272294	0.272294	0.272294	0.272294	0.272294	0.272294	0.272294	0.272294	0.272294	0.272294	0.272294
AUD	-	-	-	-	-	-	-	-	-	-	-	-
BRL	-	-	-	-	-	-	-	-	-	-	-	-
CAD	0.785753	0.787427	0.795322	0.799204	0.799204	0.799204	0.799204	0.799204	0.799204	0.799204	0.799204	0.799204
CNY	-	-	-	-	-	-	-	-	-	-	-	-
EUR	1.216983	1.209595	1.191048	1.195110	1.195110	1.195110	1.195110	1.195110	1.195110	1.195110	1.195110	1.195110
GBP	1.363726	1.386339	1.386344	1.383485	1.383485	1.383485	1.383485	1.383485	1.383485	1.383485	1.383485	1.383485
HKD	-	-	-	-	-	-	-	-	-	-	-	-
INR	-	-	-	-	-	-	-	-	-	-	-	-
JPY	-	-	-	-	-	-	-	-	-	-	-	-
KRW	-	-	-	-	-	-	-	-	-	-	-	-
LUF	-	-	-	-	-	-	-	-	-	-	-	-
MXN	-	-	-	-	-	-	-	-	-	-	-	-
TWD	-	-	-	-	-	-	-	-	-	-	-	-
<b>Closing Rate for the M5 Forecast</b>												
AED	0.27223	0.27223	0.27220	0.27222	0.27222	0.27222	0.27222	0.27222	0.27222	0.27222	0.27222	0.27222
AUD	-	-	-	-	-	-	-	-	-	-	-	-
BRL	-	-	-	-	-	-	-	-	-	-	-	-
CAD	0.78261	0.78406	0.79284	0.81318	0.81318	0.81318	0.81318	0.81318	0.81318	0.81318	0.81318	0.81318
CNY	-	-	-	-	-	-	-	-	-	-	-	-
EUR	1.21362	1.20690	1.17377	1.21237	1.21237	1.21237	1.21237	1.21237	1.21237	1.21237	1.21237	1.21237
GBP	1.36989	1.39201	1.37474	1.39492	1.39492	1.39492	1.39492	1.39492	1.39492	1.39492	1.39492	1.39492
HKD	-	-	-	-	-	-	-	-	-	-	-	-

TAX PROVISION		FX Rates - TXP_FCST_Q2 - WF Year												
HOME		Jan 2021	Feb 2021	Mar 2021	Apr 2021	May 2021	Jun 2021	Jul 2021	Aug 2021	Sep 2021	Oct 2021	Nov 2021	Dec 2021	
Report Groups TAX PROVISION SOLUTION Overview of Rates / RTP Years / Nat. Process / LNB Metadata Review FX Currency Rates Calc Status Tax Provision Overview Reports Group Filings Analysis Trend Reports Consolidating Reports Tax Reviewer - Actual Reports (Actual Scenario only) Tax Reviewer - Forecast Reports Reports FX Rates - Actual - WF Year FX Rates - Actual - All Years FX Rates - FCST_M5 - WF Year FX Rates - FCST_Q2 - WF Year FX Rates - FCST_Q3 - WF Year	Rates for TXP_FCST_Q2 YTD Average Rate for the Q2 Forecast	AED	0.272294	0.272294	0.272294	0.272294	0.272294	0.272294	0.272294	0.272294	0.272294	0.272294	0.272294	
	AUD	-	-	-	-	-	-	-	-	-	-	-	-	
	BRL	-	-	-	-	-	-	-	-	-	-	-	-	
	CAD	0.785753	0.787427	0.795322	0.799204	0.824137	0.818163	0.818163	0.818163	0.818163	0.818163	0.818163	0.818163	
	CNY	-	-	-	-	-	-	-	-	-	-	-	-	
	EUR	1.216983	1.209595	1.191048	1.195110	1.213948	1.204671	1.204671	1.204671	1.204671	1.204671	1.204671	1.204671	
	GBP	1.363726	1.386339	1.386344	1.383485	1.406248	1.402428	1.402428	1.402428	1.402428	1.402428	1.402428	1.402428	
	HKD	-	-	-	-	-	-	-	-	-	-	-	-	
	INR	-	-	-	-	-	-	-	-	-	-	-	-	
	JPY	-	-	-	-	-	-	-	-	-	-	-	-	
	KRW	-	-	-	-	-	-	-	-	-	-	-	-	
	LUF	-	-	-	-	-	-	-	-	-	-	-	-	
	MXN	-	-	-	-	-	-	-	-	-	-	-	-	
	TWD	-	-	-	-	-	-	-	-	-	-	-	-	
	Closing Rate for the Q2 Forecast	AED	0.27223	0.27223	0.27220	0.27222	0.27219	0.27221	0.27221	0.27221	0.27221	0.27221	0.27221	0.27221
	AUD	-	-	-	-	-	-	-	-	-	-	-	-	
	BRL	-	-	-	-	-	-	-	-	-	-	-	-	
	CAD	0.78261	0.78486	0.79284	0.81318	0.82774	0.80829	0.80829	0.80829	0.80829	0.80829	0.80829	0.80829	
	CNY	-	-	-	-	-	-	-	-	-	-	-	-	
	EUR	1.21362	1.20690	1.17377	1.21237	1.21912	1.19042	1.19042	1.19042	1.19042	1.19042	1.19042	1.19042	
GBP	1.36989	1.39201	1.37474	1.39492	1.41831	1.38491	1.38491	1.38491	1.38491	1.38491	1.38491	1.38491		
HKD	-	-	-	-	-	-	-	-	-	-	-	-		

TAX PROVISION		FX Rates - TXP_FCST_Q3 - WF Year												
HOME		Jan 2021	Feb 2021	Mar 2021	Apr 2021	May 2021	Jun 2021	Jul 2021	Aug 2021	Sep 2021	Oct 2021	Nov 2021	Dec 2021	
Report Groups TAX PROVISION SOLUTION Overview of Rates / RTP Years / Nat. Process / LNB Metadata Review FX Currency Rates Calc Status Tax Provision Overview Reports Group Filings Analysis Trend Reports Consolidating Reports Tax Reviewer - Actual Reports (Actual Scenario only) Tax Reviewer - Forecast Reports Reports FX Rates - Actual - WF Year FX Rates - Actual - All Years FX Rates - FCST_M5 - WF Year FX Rates - FCST_Q2 - WF Year FX Rates - FCST_Q3 - WF Year	Rates for TXP_FCST_Q3 YTD Average Rate for the Q3 Forecast	AED	0.272294	0.272294	0.272294	0.272294	0.272294	0.272294	0.272294	0.272294	0.272294	0.272294	0.272294	
	AUD	-	-	-	-	-	-	-	-	-	-	-	-	
	BRL	-	-	-	-	-	-	-	-	-	-	-	-	
	CAD	0.785753	0.787427	0.795322	0.799204	0.824137	0.818163	0.799464	0.793772	0.789456	0.789456	0.789456	0.789456	
	CNY	-	-	-	-	-	-	-	-	-	-	-	-	
	EUR	1.216983	1.209595	1.191048	1.195110	1.213948	1.204671	1.182689	1.177138	1.177812	1.177812	1.177812	1.177812	
	GBP	1.363726	1.386339	1.386344	1.383485	1.406248	1.402428	1.381383	1.379865	1.374971	1.374971	1.374971	1.374971	
	HKD	-	-	-	-	-	-	-	-	-	-	-	-	
	INR	-	-	-	-	-	-	-	-	-	-	-	-	
	JPY	-	-	-	-	-	-	-	-	-	-	-	-	
	KRW	-	-	-	-	-	-	-	-	-	-	-	-	
	LUF	-	-	-	-	-	-	-	-	-	-	-	-	
	MXN	-	-	-	-	-	-	-	-	-	-	-	-	
	TWD	-	-	-	-	-	-	-	-	-	-	-	-	
	Closing Rate for the Q3 Forecast	AED	0.27223	0.27223	0.27220	0.27222	0.27219	0.27221	0.27219	0.27221	0.27219	0.27219	0.27219	0.27219
	AUD	-	-	-	-	-	-	-	-	-	-	-	-	
	BRL	-	-	-	-	-	-	-	-	-	-	-	-	
	CAD	0.78261	0.78486	0.79284	0.81318	0.82774	0.80829	0.80265	0.79282	0.78641	0.78641	0.78641	0.78641	
	CNY	-	-	-	-	-	-	-	-	-	-	-	-	
	EUR	1.21362	1.20690	1.17377	1.21237	1.21912	1.19042	1.18764	1.17984	1.16417	1.16417	1.16417	1.16417	
GBP	1.36989	1.39201	1.37474	1.39492	1.41831	1.38491	1.39333	1.37594	1.34819	1.34819	1.34819	1.34819		
HKD	-	-	-	-	-	-	-	-	-	-	-	-		



# Calc Status – TXP\_Actual

These cube views show the Calc Status either for the workflow entities or for all entities. Two are for the scenario “Actual”, one is for the scenario “ActualRTP” and the last one is for the Workflow Scenario.

TAX PROVISION SOLUTION		Calc Status - Actual - All Entities - WF Year																
Report Groups		Entity	Currency	TXP_Actual	TXP_Actual	TXP_Actual	TXP_Actual	TXP_Actual	TXP_Actual	TXP_Actual	TXP_Actual	TXP_Actual	TXP_Actual	TXP_Actual	TXP_Actual	TXP_Actual	TXP_Actual	
			Dec 2020	Jan 2021	Feb 2021	Mar 2021	Apr 2021	May 2021	Jun 2021	Jul 2021	Aug 2021	Sep 2021	Oct 2021	Nov 2021	Dec 2021	TXP_Actual	Jan 2022	
All Entities																		
TXP_Legal_CTX - Total Tax Legal		USD	OK,MC	OK	OK	OK	OK	OK	OK	OK	OK	OK	OK	OK	OK	OK	OK	CA,CN
TXP_Domestic_Total - Total Domestic		USD	OK,MC	OK	OK	OK	OK	OK	OK	OK	OK	OK	OK	OK	OK	OK	OK	CN
TXP_US_Total - Total US		USD	OK,MC	OK	OK	OK	OK	OK	OK	OK	OK	OK	OK	OK	OK	OK	OK	CN
TXP_US_105 - US 105 Entity		USD	OK,MC	OK	OK	OK	OK	OK	OK	OK	OK	OK	OK	OK	OK	OK	OK	CA
TXP_US_102 - US 102 Entity		USD	OK,MC	OK	OK	OK	OK	OK	OK	OK	OK	OK	OK	OK	OK	OK	OK	CA
TXP_US_103 - US 103 Entity		USD	OK,MC	OK	OK	OK	OK	OK	OK	OK	OK	OK	OK	OK	OK	OK	OK	CA
TXP_US_LegalEntityA - Total Legal Entity A		USD	OK,MC	OK	OK	OK	OK	OK	OK	OK	OK	OK	OK	OK	OK	OK	OK	CN
TXP_US_101 - US 101 Entity		USD	OK,MC	OK	OK	OK	OK	OK	OK	OK	OK	OK	OK	OK	OK	OK	OK	CA
TXP_US_107 - US 107 Entity		USD	OK,MC	OK	OK	OK	OK	OK	OK	OK	OK	OK	OK	OK	OK	OK	OK	CA
TXP_US_106 - US 106 Entity		USD	OK,MC	OK	OK	OK	OK	OK	OK	OK	OK	OK	OK	OK	OK	OK	OK	CA
TXP_US_108 - US 108 Entity		USD	OK,MC	OK	OK	OK	OK	OK	OK	OK	OK	OK	OK	OK	OK	OK	OK	CA
TXP_US_110 - US 110 Entity		USD	OK,MC	OK	OK	OK	OK	OK	OK	OK	OK	OK	OK	OK	OK	OK	OK	CA
TXP_US_104 - US 104 Entity		USD	OK,MC	OK	OK	OK	OK	OK	OK	OK	OK	OK	OK	OK	OK	OK	OK	CA
TXP_US_111 - US 111 Entity		USD	OK,MC	OK	OK	OK	OK	OK	OK	OK	OK	OK	OK	OK	OK	OK	OK	CA
TXP_US_112 - US 112 Entity		USD	OK,MC	OK	OK	OK	OK	OK	OK	OK	OK	OK	OK	OK	OK	OK	OK	CA

TAX PROVISION SOLUTION		Calc Status - Actual - All Entities - One Period					
Report Groups		Entity	Currency	Local	Local	Description of Calc Status	Description of Calc Status
			Local	Local	Local	USD	USD
All Entities							
TXP_Legal_CTX - Total Tax Legal		USD		OK	OK	OK	OK
TXP_Domestic_Total - Total Domestic		USD		OK	OK	OK	OK
TXP_US_Total - Total US		USD		OK	OK	OK	OK
TXP_US_105 - US 105 Entity		USD		OK	OK	OK	OK
TXP_US_102 - US 102 Entity		USD		OK	OK	OK	OK
TXP_US_103 - US 103 Entity		USD		OK	OK	OK	OK
TXP_US_LegalEntityA - Total Legal Entity A		USD		OK	OK	OK	OK
TXP_US_101 - US 101 Entity		USD		OK	OK	OK	OK
TXP_US_107 - US 107 Entity		USD		OK	OK	OK	OK
TXP_US_106 - US 106 Entity		USD		OK	OK	OK	OK
TXP_US_108 - US 108 Entity		USD		OK	OK	OK	OK
TXP_US_110 - US 110 Entity		USD		OK	OK	OK	OK
TXP_US_104 - US 104 Entity		USD		OK	OK	OK	OK

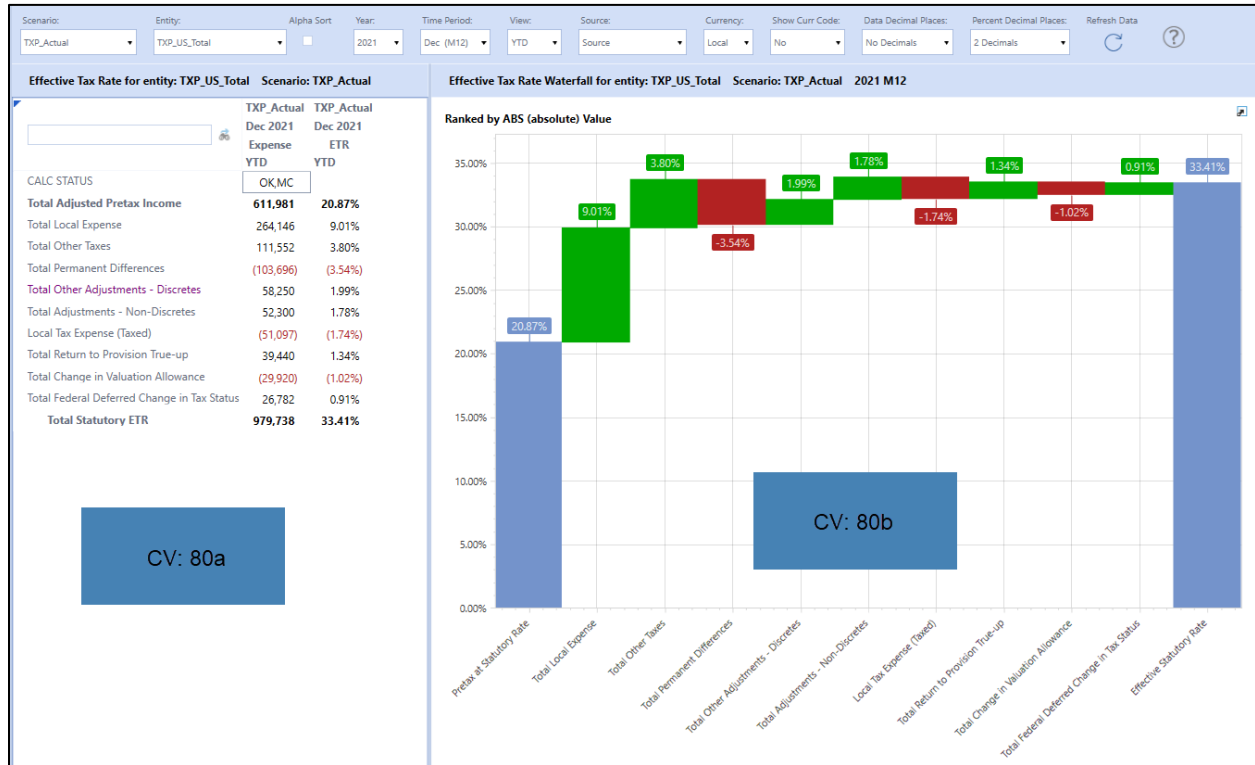
TAX PROVISION SOLUTION		Calc Status - ActualRTP - All Entities - WF Year																
Report Groups		Entity	Currency	TXP_ActualRTP	TXP_ActualRTP	TXP_ActualRTP	TXP_ActualRTP	TXP_ActualRTP	TXP_ActualRTP	TXP_ActualRTP	TXP_ActualRTP	TXP_ActualRTP	TXP_ActualRTP	TXP_ActualRTP	TXP_ActualRTP	TXP_ActualRTP	TXP_ActualRTP	TXP_ActualRTP
			Dec 2020	Jan 2021	Feb 2021	Mar 2021	Apr 2021	May 2021	Jun 2021	Jul 2021	Aug 2021	Sep 2021	Oct 2021	Nov 2021	TXP_ActualRTP	TXP_ActualRTP	TXP_ActualRTP	
All Entities																		
TXP_Legal_CTX - Total Tax Legal		USD	OK,MC	OK,MC	OK,MC	OK,MC	OK,MC	OK,MC	OK,MC	OK,MC	OK,MC	OK,MC	OK,MC	OK,MC	OK,MC	OK,MC	OK,MC	
TXP_Domestic_Total - Total Domestic		USD	OK,MC	OK,MC	OK,MC	OK,MC	OK,MC	OK,MC	OK,MC	OK,MC	OK,MC	OK,MC	OK,MC	OK,MC	OK,MC	OK,MC	OK,MC	
TXP_US_Total - Total US		USD	OK,MC	OK,MC	OK,MC	OK,MC	OK,MC	OK,MC	OK,MC	OK,MC	OK,MC	OK,MC	OK,MC	OK,MC	OK,MC	OK,MC	OK,MC	
TXP_US_105 - US 105 Entity		USD	OK,MC	OK,MC	OK,MC	OK,MC	OK,MC	OK,MC	OK,MC	OK,MC	OK,MC	OK,MC	OK,MC	OK,MC	OK,MC	OK,MC	OK,MC	
TXP_US_102 - US 102 Entity		USD	OK,MC	OK,MC	OK,MC	OK,MC	OK,MC	OK,MC	OK,MC	OK,MC	OK,MC	OK,MC	OK,MC	OK,MC	OK,MC	OK,MC	OK,MC	
TXP_US_103 - US 103 Entity		USD	OK,MC	OK,MC	OK,MC	OK,MC	OK,MC	OK,MC	OK,MC	OK,MC	OK,MC	OK,MC	OK,MC	OK,MC	OK,MC	OK,MC	OK,MC	
TXP_US_LegalEntityA - Total Legal Entity A		USD	OK,MC	OK,MC	OK,MC	OK,MC	OK,MC	OK,MC	OK,MC	OK,MC	OK,MC	OK,MC	OK,MC	OK,MC	OK,MC	OK,MC	OK,MC	
TXP_US_101 - US 101 Entity		USD	OK,MC	OK,MC	OK,MC	OK,MC	OK,MC	OK,MC	OK,MC	OK,MC	OK,MC	OK,MC	OK,MC	OK,MC	OK,MC	OK,MC	OK,MC	
TXP_US_107 - US 107 Entity		USD	OK,MC	OK,MC	OK,MC	OK,MC	OK,MC	OK,MC	OK,MC	OK,MC	OK,MC	OK,MC	OK,MC	OK,MC	OK,MC	OK,MC	OK,MC	
TXP_US_106 - US 106 Entity		USD	OK,MC	OK,MC	OK,MC	OK,MC	OK,MC	OK,MC	OK,MC	OK,MC	OK,MC	OK,MC	OK,MC	OK,MC	OK,MC	OK,MC	OK,MC	
TXP_US_108 - US 108 Entity		USD	OK,MC	OK,MC	OK,MC	OK,MC	OK,MC	OK,MC	OK,MC	OK,MC	OK,MC	OK,MC	OK,MC	OK,MC	OK,MC	OK,MC	OK,MC	
TXP_US_110 - US 110 Entity		USD	OK,MC	OK,MC	OK,MC	OK,MC	OK,MC	OK,MC	OK,MC	OK,MC	OK,MC	OK,MC	OK,MC	OK,MC	OK,MC	OK,MC	OK,MC	
TXP_US_104 - US 104 Entity		USD	OK,MC	OK,MC	OK,MC	OK,MC	OK,MC	OK,MC	OK,MC	OK,MC	OK,MC	OK,MC	OK,MC	OK,MC	OK,MC	OK,MC	OK,MC	
TXP_US_111 - US 111 Entity		USD	OK,MC	OK,MC	OK,MC	OK,MC	OK,MC	OK,MC	OK,MC	OK,MC	OK,MC	OK,MC	OK,MC	OK,MC	OK,MC	OK,MC	OK,MC	
TXP_US_112 - US 112 Entity		USD	OK,MC	OK,MC	OK,MC	OK,MC	OK,MC	OK,MC	OK,MC	OK,MC	OK,MC	OK,MC	OK,MC	OK,MC	OK,MC	OK,MC	OK,MC	



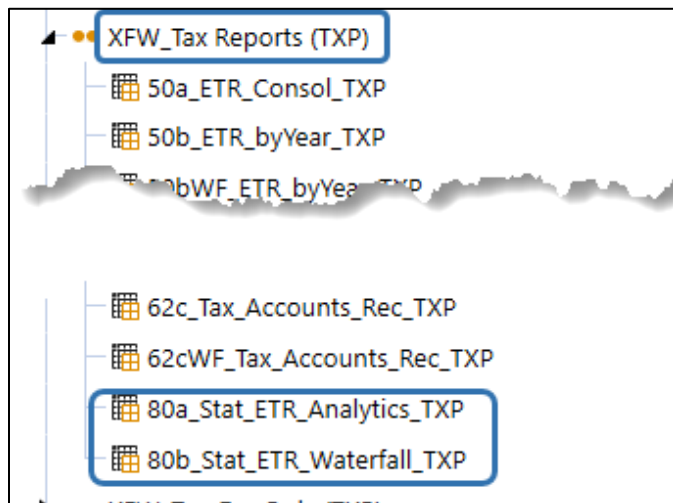
TAX PROVISION SOLUTION		Calc Status - WF Scenario - All Entities - WF Year												
Entity Currency		TXP_FCST_M5	TXP_FCST_M5	TXP_FCST_M5	TXP_FCST_M5	TXP_FCST_M5	TXP_FCST_M5	TXP_FCST_M5	TXP_FCST_M5	TXP_FCST_M5	TXP_FCST_M5	TXP_FCST_M5	TXP_FCST_M5	TXP_FCST_M5
		Jan 2021	Feb 2021	Mar 2021	Apr 2021	May 2021	Jun 2021	Jul 2021	Aug 2021	Sep 2021	Oct 2021	Nov 2021	Dec 2021	TXP_FCST_M5
<b>TXP_Legal_CTX - Total Tax Legal</b>		USD	OK	OK	OK	OK	OK	OK	OK	OK	OK	OK	OK	OK
<b>TXP_Domestic_Total - Total Domestic</b>		USD	OK	OK	OK	OK	OK	OK	OK	OK	OK	OK	OK	OK
<b>TXP_US_Total - Total US</b>		USD	OK	OK	OK	OK	OK	OK	OK	OK	OK	OK	OK	OK
TXP_US_105 - US 105 Entity		USD	OK	OK	OK	OK	OK	OK	OK	OK	OK	OK	OK	OK
TXP_US_102 - US 102 Entity		USD	OK	OK	OK	OK	OK	OK	OK	OK	OK	OK	OK	OK
TXP_US_103 - US 103 Entity		USD	OK	OK	OK	OK	OK	OK	OK	OK	OK	OK	OK	OK
<b>TXP_US_LegalEntity A - Total Legal Entity A</b>		USD	OK	OK	OK	OK	OK	OK	OK	OK	OK	OK	OK	OK
TXP_US_101 - US 101 Entity		USD	OK	OK	OK	OK	OK	OK	OK	OK	OK	OK	OK	OK
TXP_US_107 - US 107 Entity		USD	OK	OK	OK	OK	OK	OK	OK	OK	OK	OK	OK	OK
TXP_US_106 - US 106 Entity		USD	OK	OK	OK	OK	OK	OK	OK	OK	OK	OK	OK	OK
TXP_US_108 - US 108 Entity		USD	OK	OK	OK	OK	OK	OK	OK	OK	OK	OK	OK	OK
TXP_US_110 - US 110 Entity		USD	OK	OK	OK	OK	OK	OK	OK	OK	OK	OK	OK	OK
TXP_US_104 - US 104 Entity		USD	OK	OK	OK	OK	OK	OK	OK	OK	OK	OK	OK	OK
TXP_US_111 - US 111 Entity		USD	OK	OK	OK	OK	OK	OK	OK	OK	OK	OK	OK	OK
TXP_US_112 - US 112 Entity		USD	OK	OK	OK	OK	OK	OK	OK	OK	OK	OK	OK	OK
TXP_US_109 - US 109 Entity		USD	OK	OK	OK	OK	OK	OK	OK	OK	OK	OK	OK	OK
TXP_US_113 - US 113 Entity		USD	OK	OK	OK	OK	OK	OK	OK	OK	OK	OK	OK	OK
TXP_US_114 - US 114 Entity		USD	OK	OK	OK	OK	OK	OK	OK	OK	OK	OK	OK	OK

# Tax Provision Blueprint Overview

This dashboard shows the walk from “Total Adjusted Pretax Income” to “Total Statutory ETR”. It is ranked by absolute value.



The two CV’s that are used for this dashboard are located here:



# Group Filings Analysis

These reports are illustrations of possible reporting that may be helpful related to group filings, and changes may be applied in your application to align with your reporting preferences.

**Summary of the Definitions (Nat GF)** provides a period-by-period comparison of group filing definitions for the national (**DM 01b Actual Nat GF, DM 01b1 Actual Nat GF, DM 01b2 Compare Nat GF**) jurisdictions by tax country (national jurisdiction) for the Actuals scenario. The first set of columns displays December of the prior year workflow year. The next 12 column groups display each month of the current workflow year.

A text comparison will indicate if a change has been made to either the Filer Entity or the Tax Rates Used.

Entity	National Filer Entity		Tax Rates Used		National Filer Entity		Tax Rates Used		Filer / Rates		National Filer Entity	Tax Rates Used	Filer / Rates	National Filer Entity
	TXP_Actual	TXP_Actual	TXP_Actual	TXP_Actual	TXP_Actual	TXP_Actual	TXP_Actual	TXP_Actual	TXP_Actual	TXP_Actual				
TXP_CA_114 - CA 114 Entity														
TXP_CA_102 - CA 102 Entity														
TXP_CA_103 - CA 103 Entity														
TXP_CA_101 - CA 101 Entity														
TXP_CA_107 - CA 107 Entity														
TXP_CA_108 - CA 108 Entity														
TXP_CA_110 - CA 110 Entity														
TXP_CA_115 - CA 115 Entity														
TXP_LU_101 - LU 101 Entity														
TXP_LU_102 - LU 102 Entity														
TXP_LU_103 - LU 103 Entity														
TXP_LU_104 - LU 104 Entity														
TXP_LU_105 - LU 105 Entity														
TXP_LU_106 - LU 106 Entity														
TXP_AE_102 - AE 102 Entity														
TXP_AE_103 - AE 103 Entity														
TXP_AE_101 - AE 101 Entity														
TXP_AE_105 - AE 105 Entity														
TXP_AE_106 - AE 106 Entity														
TXP_AE_104 - AE 104 Entity														

National Jurisdiction	National Filer Entity		Tax Rates Used		National Filer Entity		Tax Rates Used		Filer / Rates		National Filer Entity	Tax Rates Used	Filer / Rates	National Filer Entity
	TXP_Actual	TXP_Actual	TXP_Actual	TXP_Actual	TXP_Actual	TXP_Actual	TXP_Actual	TXP_Actual	TXP_Actual	TXP_Actual				
TXP_AE														
TXP_CA														
TXP_LU														

**DM 01b2 Compare Nat GF** allows for the comparison between two scenarios of the national group filing definitions.

**Schedule DM 01b2 - National Group Filing (Entity by UD1) - Compare the Definitions for: TXP\_Legal\_CTX**

Entity	National Filer Entity	Tax Rates Used	National Filer Entity		Filer / Tax Rates	National Filer Entity		Filer / Tax Rates
			TXP_Actual	TXP_Actual		TXP_Actual	TXP_Actual	
TXP_CA_114 - CA 114 Entity	TXP_CA	TXP_CA_115			-	TXP_CA_115	-	
TXP_CA_102 - CA 102 Entity	TXP_CA	TXP_CA_101			-	TXP_CA_101	-	
TXP_CA_103 - CA 103 Entity	TXP_CA	TXP_CA_103	TXP_Actual	TXP_Actual	TXP_Actual	TXP_Actual	TXP_Actual	TXP_Actual
TXP_CA_101 - CA 101 Entity	TXP_CA	TXP_CA_101	TXP_Actual	TXP_Actual	TXP_Actual	TXP_Actual	TXP_Actual	TXP_Actual
TXP_CA_107 - CA 107 Entity	TXP_CA	TXP_CA_103			-	TXP_CA_103	-	
TXP_CA_108 - CA 108 Entity	TXP_CA	TXP_CA_101			-	TXP_CA_101	-	
TXP_CA_110 - CA 110 Entity	TXP_CA	TXP_CA_101			-	TXP_CA_101	-	
TXP_CA_115 - CA 115 Entity	TXP_CA	TXP_CA_115	TXP_Actual	TXP_Actual	TXP_Actual	TXP_Actual	TXP_Actual	TXP_Actual
TXP_LU_101 - LU 101 Entity	TXP_LU	TXP_LU_102			-	TXP_LU_102	-	
TXP_LU_102 - LU 102 Entity	TXP_LU	TXP_LU_102	TXP_Actual	TXP_Actual	TXP_Actual	TXP_Actual	TXP_Actual	TXP_Actual
TXP_LU_103 - LU 103 Entity	TXP_LU	TXP_LU_103	TXP_Actual	TXP_Actual	TXP_Actual	TXP_Actual	TXP_Actual	TXP_Actual
TXP_LU_104 - LU 104 Entity	TXP_LU	TXP_LU_102			-	TXP_LU_102	-	
TXP_LU_105 - LU 105 Entity	TXP_LU	TXP_LU_105	TXP_Actual	TXP_Actual	TXP_Actual	TXP_Actual	TXP_Actual	TXP_Actual
TXP_LU_106 - LU 106 Entity	TXP_LU	TXP_LU_105			-	TXP_LU_105	-	
TXP_AE_102 - AE 102 Entity	TXP_AE	TXP_AE_101			-	TXP_AE_101	-	
TXP_AE_103 - AE 103 Entity	TXP_AE	TXP_AE_103	TXP_Actual	TXP_Actual	TXP_Actual	TXP_Actual	TXP_Actual	TXP_Actual
TXP_AE_101 - AE 101 Entity	TXP_AE	TXP_AE_101	TXP_Actual	TXP_Actual	TXP_Actual	TXP_Actual	TXP_Actual	TXP_Actual
TXP_AE_105 - AE 105 Entity	TXP_AE	TXP_AE_105	TXP_Actual	TXP_Actual	TXP_Actual	TXP_Actual	TXP_Actual	TXP_Actual
TXP_AE_106 - AE 106 Entity	TXP_AE	TXP_AE_101			-	TXP_AE_101	-	
TXP_AE_104 - AE 104 Entity	TXP_AE	TXP_AE_104	TXP_Actual	TXP_Actual	TXP_Actual	TXP_Actual	TXP_Actual	TXP_Actual

**Summary of the Definitions (Local GF)** provides a period-by-period comparison of group filing definitions for the local (**DM 02b Actual Local GF**, **DM 02b1 Actual Local GF**, **DM 02b2 Compare Local GF**) jurisdictions by tax country (local jurisdictions) for the Actuals scenario. The first set of columns displays December of the prior year workflow year. The next 12 column groups display each month of the current workflow year.

A text comparison will indicate if a change has been made to either the Filer Entity or the Tax Rates Used.

**Schedule DM 02b - Local Group Filing - Summary of Definitions (Entity by UD1) for: TXP\_Legal\_CTX**

Entity	Jurisdiction	Local Filer Entity		Local Filer Entity		Local Filer Entity		Local Filer Entity	
		TXP_Actual	TXP_Actual	TXP_Actual	TXP_Actual	TXP_Actual	TXP_Actual	TXP_Actual	TXP_Actual
TXP_US_105 - US 105 Entity	TXP_US_AL - Alabama	TXP_US_104	TXP_US_105	TXP_US_104	TXP_US_105	TXP_US_104	TXP_US_105	TXP_US_104	TXP_US_105
	TXP_US_DE - Delaware	TXP_US_105	TXP_US_105	TXP_US_105	TXP_US_105	TXP_US_105	TXP_US_105	TXP_US_105	TXP_US_105
	TXP_US_GA - Georgia	TXP_US_105	Individual	TXP_US_105	Individual	TXP_US_105	Individual	TXP_US_105	Individual
	TXP_US_NV - Nevada	TXP_US_105	Individual	TXP_US_105	Individual	TXP_US_105	Individual	TXP_US_105	Individual
TXP_US_102 - US 102 Entity	TXP_US_AL - Alabama	TXP_US_101	TXP_US_101	TXP_US_101	TXP_US_101	TXP_US_101	TXP_US_101	TXP_US_101	TXP_US_101
	TXP_US_CA - California	TXP_US_101	TXP_US_101	TXP_US_101	TXP_US_101	TXP_US_101	TXP_US_101	TXP_US_101	TXP_US_101
	TXP_US_GA - Georgia	TXP_US_107	TXP_US_107	TXP_US_107	TXP_US_107	TXP_US_107	TXP_US_107	TXP_US_107	TXP_US_107
	TXP_US_IL - Illinois	TXP_US_101	TXP_US_101	TXP_US_101	TXP_US_101	TXP_US_101	TXP_US_101	TXP_US_101	TXP_US_101
	TXP_US_NV - Nevada	TXP_US_107	TXP_US_107	TXP_US_107	TXP_US_107	TXP_US_107	TXP_US_107	TXP_US_107	TXP_US_107
TXP_US_103 - US 103 Entity	TXP_US_AL - Alabama	TXP_US_101	TXP_US_101	TXP_US_101	TXP_US_101	TXP_US_101	TXP_US_101	TXP_US_101	TXP_US_101
	TXP_US_DE - Delaware	TXP_US_105	TXP_US_105	TXP_US_105	TXP_US_105	TXP_US_105	TXP_US_105	TXP_US_105	TXP_US_105
TXP_US_101 - US 101 Entity	TXP_US_AL - Alabama	TXP_US_101	TXP_US_101	TXP_US_101	TXP_US_101	TXP_US_101	TXP_US_101	TXP_US_101	TXP_US_101
	TXP_US_CA - California	TXP_US_101	TXP_US_101	TXP_US_101	TXP_US_101	TXP_US_101	TXP_US_101	TXP_US_101	TXP_US_101
	TXP_US_GA - Georgia	TXP_US_101	TXP_US_101	TXP_US_101	TXP_US_101	TXP_US_101	TXP_US_101	TXP_US_101	TXP_US_101
	TXP_US_IL - Illinois	TXP_US_101	Individual	TXP_US_101	Individual	TXP_US_101	Individual	TXP_US_101	Individual
TXP_US_107 - US 107 Entity	TXP_US_GA - Georgia	TXP_US_107	TXP_US_107	TXP_US_107	Individual	TXP_US_107	Individual	TXP_US_107	Individual
	TXP_US_IL - Illinois	TXP_US_107	TXP_US_107	TXP_US_107	TXP_US_107	TXP_US_107	TXP_US_107	TXP_US_107	TXP_US_107
	TXP_US_NV - Nevada	TXP_US_107	Individual	TXP_US_107	Individual	TXP_US_107	Individual	TXP_US_107	Individual
TXP_US_108 - US 108 Entity	TXP_US_AL - Alabama	TXP_US_104	TXP_US_104	TXP_US_104	TXP_US_104	TXP_US_104	TXP_US_104	TXP_US_104	TXP_US_104
	TXP_US_CA - California	TXP_US_101	TXP_US_101	TXP_US_101	TXP_US_101	TXP_US_101	TXP_US_101	TXP_US_101	TXP_US_101
	TXP_US_DE - Delaware	TXP_US_105	TXP_US_105	TXP_US_105	TXP_US_105	TXP_US_105	TXP_US_105	TXP_US_105	TXP_US_105
	TXP_US_GA - Georgia	TXP_US_105	TXP_US_105	TXP_US_105	TXP_US_105	TXP_US_105	TXP_US_105	TXP_US_105	TXP_US_105
	TXP_US_IL - Illinois	TXP_US_101	TXP_US_101	TXP_US_101	TXP_US_101	TXP_US_101	TXP_US_101	TXP_US_101	TXP_US_101

TAX PROVISION BLUEPRINT

Report Groups

TAX PROVISION BLUEPRINT SOLUTION

Overview of Rates / RTP Years / Nat. Process / LNB

Metadata Review

FX Currency Rates

Calc Status

Tax Provision Overview Reports

Group Filings Analysis

Trend Reports

Consolidating Reports

Tax Reviewer - Actual Reports (Actual Scenario only)

Tax Reviewer - Forecast Reports

National Benefit Analysis

Reports

DM 01b <H> Actual Nat GF - Summary of the Definitions (Entity by UD1)

DM 01b1 <H> Actual Nat GF - Summary of the Definitions (UD1 by Entity)

DM 01b2 <H> Compare Nat GF - Compare the Definitions (Entity by UD1)

DM 02b <H> Actual Local GF - Summary of the Definitions (Entity by UD1)

DM 02b1 <H> Actual Local GF - Summary of the Definitions (UD1 by Entity)

DM 02b2 <H> Compare Local GF - Compare the Definitions (Entity by UD1)

Analysis Bulk Data Copy <H> - Provision (Group Filing & Local)

Analysis Bulk Data Copy <H> - Return (Local only) (Y-1, Y-2, Y-3)

Entity (Parents): TXP\_Legal\_CTX

Alpha Sort

Sticky POV

Row Expansion

Refresh Data

Schedule DM 02b1 - Local Group Filing - Summary of Definitions (UD1 by Entity) for: TXP\_Legal\_CTX

Jurisdiction	Entity	Local Filer Entity Tax Rates Used		Local Filer Entity Tax Rates Used		Local Filer Entity Tax Rates Used		Local Filer Entity Tax Rates Used		Local Filer Entity Tax Rates Used
		TXP_Actual Dec 2019	TXP_Actual Dec 2019	TXP_Actual Jan 2020	TXP_Actual Jan 2020	TXP_Actual Feb 2020	TXP_Actual Feb 2020	TXP_Actual Mth / Mth	TXP_Actual Mth / Mth	
TXP_US_AL - Alabama	TXP_US_105 - US 105 Entity	TXP_US_104		TXP_US_104		TXP_US_104		TXP_US_104		TXP_US_104
	TXP_US_102 - US 102 Entity	TXP_US_101		TXP_US_101		TXP_US_101		TXP_US_101		TXP_US_101
	TXP_US_103 - US 103 Entity	TXP_US_101		TXP_US_101		TXP_US_101		TXP_US_101		TXP_US_101
	TXP_US_101 - US 101 Entity	TXP_US_101	Filer	TXP_US_101	Filer	TXP_US_101	Filer	TXP_US_101	Filer	TXP_US_101
	TXP_US_108 - US 108 Entity	TXP_US_104		TXP_US_104		TXP_US_104		TXP_US_104		TXP_US_104
	TXP_US_104 - US 104 Entity	TXP_US_104	Filer	TXP_US_104	Filer	TXP_US_104	Filer	TXP_US_104	Filer	TXP_US_104
	TXP_US_116 - US 116 Entity	TXP_US_117		TXP_US_117		TXP_US_117		TXP_US_117		TXP_US_117
	TXP_US_117 - US 117 Entity	TXP_US_117	Filer	TXP_US_117	Filer	TXP_US_117	Filer	TXP_US_117	Filer	TXP_US_117
	TXP_US_120 - US 120 Entity	TXP_US_117		TXP_US_117		TXP_US_117		TXP_US_117		TXP_US_117
	TXP_US_101 - US 101 Entity	TXP_US_101		TXP_US_101		TXP_US_101		TXP_US_101		TXP_US_101
TXP_US_CA - California	TXP_US_101 - US 101 Entity	TXP_US_101	Filer	TXP_US_101	Filer	TXP_US_101	Filer	TXP_US_101	Filer	TXP_US_101
	TXP_US_108 - US 108 Entity	TXP_US_101		TXP_US_101		TXP_US_101		TXP_US_101		TXP_US_101
	TXP_US_104 - US 104 Entity	TXP_US_104	Filer	TXP_US_104	Filer	TXP_US_104	Filer	TXP_US_104	Filer	TXP_US_104
	TXP_US_118 - US 118 Entity	TXP_US_104		TXP_US_104		TXP_US_104		TXP_US_104		TXP_US_104
	TXP_US_120 - US 120 Entity	TXP_US_104		TXP_US_104		TXP_US_104		TXP_US_104		TXP_US_104
	TXP_US_105 - US 105 Entity	TXP_US_105	Filer	TXP_US_105	Filer	TXP_US_105	Filer	TXP_US_105	Filer	TXP_US_105
	TXP_US_103 - US 103 Entity	TXP_US_105		TXP_US_105		TXP_US_105		TXP_US_105		TXP_US_105
	TXP_US_108 - US 108 Entity	TXP_US_105		TXP_US_105		TXP_US_105		TXP_US_105		TXP_US_105
	TXP_US_117 - US 117 Entity	TXP_US_117	Individual	TXP_US_117	Individual	TXP_US_117	Individual	TXP_US_117	Individual	TXP_US_117
	TXP_US_118 - US 118 Entity	TXP_US_117		TXP_US_117		TXP_US_117		TXP_US_117		TXP_US_117
TXP_US_DE - Delaware	TXP_US_105 - US 105 Entity	TXP_US_105	Filer	TXP_US_105	Filer	TXP_US_105	Filer	TXP_US_105	Filer	TXP_US_105
	TXP_US_103 - US 103 Entity	TXP_US_105		TXP_US_105		TXP_US_105		TXP_US_105		TXP_US_105
	TXP_US_108 - US 108 Entity	TXP_US_105		TXP_US_105		TXP_US_105		TXP_US_105		TXP_US_105
	TXP_US_117 - US 117 Entity	TXP_US_117	Individual	TXP_US_117	Individual	TXP_US_117	Individual	TXP_US_117	Individual	TXP_US_117
	TXP_US_118 - US 118 Entity	TXP_US_117		TXP_US_117		TXP_US_117		TXP_US_117		TXP_US_117
	TXP_US_120 - US 120 Entity	TXP_US_117		TXP_US_117		TXP_US_117		TXP_US_117		TXP_US_117
	TXP_US_105 - US 105 Entity	TXP_US_105	Individual	TXP_US_105	Individual	TXP_US_105	Individual	TXP_US_105	Individual	TXP_US_105
	TXP_US_102 - US 102 Entity	TXP_US_107		TXP_US_107		TXP_US_107		TXP_US_107		TXP_US_107
	TXP_US_104 - US 104 Entity	TXP_US_107		TXP_US_107		TXP_US_107		TXP_US_107		TXP_US_107
	TXP_US_101 - US 101 Entity	TXP_US_107		TXP_US_107		TXP_US_107		TXP_US_107		TXP_US_107

DM 02b2 Compare Local GF allows for the comparison between two scenarios of the local group filing definitions.

TAX PROVISION BLUEPRINT

Report Groups

TAX PROVISION BLUEPRINT SOLUTION

Overview of Rates / RTP Years / Nat. Process / LNB

Metadata Review

FX Currency Rates

Calc Status

Tax Provision Overview Reports

Group Filings Analysis

Trend Reports

Consolidating Reports

Tax Reviewer - Actual Reports (Actual Scenario only)

Tax Reviewer - Forecast Reports

National Benefit Analysis

Reports

DM 01b <H> Actual Nat GF - Summary of the Definitions (Entity by UD1)

DM 01b1 <H> Actual Nat GF - Summary of the Definitions (UD1 by Entity)

DM 01b2 <H> Compare Nat GF - Compare the Definitions (Entity by UD1)

DM 02b <H> Actual Local GF - Summary of the Definitions (Entity by UD1)

DM 02b1 <H> Actual Local GF - Summary of the Definitions (UD1 by Entity)

DM 02b2 <H> Compare Local GF - Compare the Definitions (Entity by UD1)

Analysis Bulk Data Copy <H> - Provision (Group Filing & Local)

Analysis Bulk Data Copy <H> - Return (Local only) (Y-1, Y-2, Y-3)

Entity (Parents): TXP\_Legal\_CTX

Alpha Sort

Sticky POV

Year: 2021

Source FCST Scenario: TXP\_FCST\_Q3

Compare Scenario: TXP\_Actual

Row Expansion

Refresh Data

Schedule DM 02b2 - Local Group Filing - Compare the Definitions (Entity by UD1) for: TXP\_Legal\_CTX

Entity	Jurisdiction	Local Filer Entity Tax Rates Used		Local Filer Entity Tax Rates Used		Local Filer Entity Tax Rates Used		Local Filer Entity Tax Rates Used	
		TXP_FCST_Q3 Dec 2021	TXP_FCST_Q3 Dec 2021	TXP_Actual Dec 2021	TXP_Actual Dec 2021	TXP_Actual Compare to Source M12 Nov 2021	TXP_Actual Compare to Source M12 Nov 2021	TXP_Actual Compare to Source M11 Nov 2021	TXP_Actual Compare to Source M11 Nov 2021
TXP_US_105 - US 105 Entity	TXP_US_AL - Alabama	TXP_US_104		TXP_US_104		TXP_US_104		TXP_US_104	
	TXP_US_DE - Delaware	TXP_US_105	Filer	TXP_US_105	Filer	TXP_US_105	Filer	TXP_US_105	Filer
	TXP_US_GA - Georgia	TXP_US_105	Individual	TXP_US_105	Individual	TXP_US_105	Individual	TXP_US_105	Individual
	TXP_US_NV - Nevada	TXP_US_105	Individual	TXP_US_105	Individual	TXP_US_105	Individual	TXP_US_105	Individual
	TXP_US_102 - US 102 Entity	TXP_US_AL - Alabama	TXP_US_101		TXP_US_101		TXP_US_101		TXP_US_101
	TXP_US_CA - California	TXP_US_101		TXP_US_101		TXP_US_101		TXP_US_101	
	TXP_US_GA - Georgia	TXP_US_101		TXP_US_101		TXP_US_101		TXP_US_101	
	TXP_US_IL - Illinois	TXP_US_101		TXP_US_101		TXP_US_101		TXP_US_101	
	TXP_US_NV - Nevada	TXP_US_107		TXP_US_107		TXP_US_107		TXP_US_107	
	TXP_US_103 - US 103 Entity	TXP_US_AL - Alabama	TXP_US_101		TXP_US_101		TXP_US_101		TXP_US_101
TXP_US_103 - US 103 Entity	TXP_US_DE - Delaware	TXP_US_105		TXP_US_105		TXP_US_105		TXP_US_105	
	TXP_US_AL - Alabama	TXP_US_101	Filer	TXP_US_101	Filer	TXP_US_101	Filer	TXP_US_101	Filer
	TXP_US_CA - California	TXP_US_101	Filer	TXP_US_101	Filer	TXP_US_101	Filer	TXP_US_101	Filer
	TXP_US_GA - Georgia	TXP_US_101	Filer	TXP_US_101	Filer	TXP_US_101	Filer	TXP_US_101	Filer
	TXP_US_IL - Illinois	TXP_US_101	Individual	TXP_US_101	Individual	TXP_US_101	Individual	TXP_US_101	Individual
	TXP_US_107 - US 107 Entity	TXP_US_GA - Georgia	TXP_US_107	Individual	TXP_US_107	Individual	TXP_US_107	Individual	TXP_US_107

**Analysis Bulk Data Copy (Provision and Return)** displays the Taxable Income Before Loss for national and local jurisdictions. This can help to verify data copy results.

**TAX PROVISION BLUEPRINT**

Report Groups: TAX PROVISION BLUEPRINT SOLUTION

Scenario: TXP\_Actual Entity: TXP\_Legal\_CTX Year: 2021 Time Period: Dec (M12) View: YTD Data Decimal Places: No Decimals Row Expansion: Expand All Refresh Data

**Analysis Bulk Data Copy - Provision - 2021 M12 - for: TXP\_Legal\_CTX**

Entity	Jurisdiction	UD7 Entity	TXP_Actual TXP_TIBeforeLoss TXP_ConfirmBal_001 TXP_National YTD	TXP_Actual TXP_TIBeforeLoss TXP_OpenAdj TXP_National YTD	TXP_Actual TXP_TIBeforeLoss TXP_OtherOpenAdj TXP_National YTD	TXP_Actual TXP_TIBeforeLoss TXP_CYPProvision TXP_National YTD	TXP_Actual TXP_TIBeforeLoss TXP_TotalDefOther TXP_National YTD	TXP_Actual TXP_TIBeforeLoss TXP_TotalDefBSO TXP_National YTD	TXP_Act TXP_TIB TXP_Cor TXP_Loc YTD
TXP_US_105 - US 105 Entity	TXP_US_DE - Delaware	TXP_US_108							
TXP_US_102 - US 102 Entity	TXP_US_GA - Georgia	TXP_US_108							
TXP_US_101 - US 101 Entity	TXP_US - United States	None	(362,352)	(3,032)	(6,263)	(359,947)	(12,264)	19,154	
TXP_US_101 - US 101 Entity	TXP_US_AL - Alabama	TXP_US_102							
	TXP_US_CA - California	TXP_US_102							
	TXP_US_IL - Illinois	TXP_US_102							
TXP_US_107 - US 107 Entity	TXP_US - United States	None	597,569	689	5,637	596,066	(15,157)	10,335	
	TXP_US_GA - Georgia	TXP_US_107							
	TXP_US_IL - Illinois	TXP_US_104							
	TXP_US_NV - Nevada	TXP_US_102							
TXP_US_108 - US 108 Entity	TXP_US - United States	None	446,161	1,578	(6,263)	661,695	(34,724)	23,676	
TXP_US_104 - US 104 Entity	TXP_US - United States	None	(230,943)	(3,858)	(5,637)	(227,995)	(6,752)	13,297	

**TAX PROVISION BLUEPRINT**

Entity: TXP\_Legal\_CTX Year: 2021 View: YTD Data Decimal Places: No Decimals Row Expansion: Expand All Refresh Data

**Bulk Data Copy Results - Return (Yr-1, Yr-2, Yr-3) for: TXP\_Legal\_CTX**

Entity	Jurisdiction	UD7 Entity	TXP_ActualRTP Dec 2020 TXP_TIBeforeLoss TXP_RTTPProvision TXP_National Import	TXP_ActualRTP Dec 2020 TXP_TIBeforeLoss TXP_RTTPProvision TXP_Local Import	TXP_ActualRTP Dec 2020 TXP_xDLTotal TXP_RTTPProvision TXP_Local Import	TXP_ActualRTP Dec 2019 TXP_TIBeforeLoss TXP_RTTPProvision TXP_Local Import	TXP_ActualRTP Dec 2019 TXP_TIBeforeLoss TXP_RTTPProvision TXP_Local Import	TXP_ActualRTP Dec 2019 TXP_xDLTotal TXP_RTTPProvision TXP_Local Import	TXP Dec TXP Bef TXP
TXP_US_105 - US 105 Entity	TXP_US_DE - Delaware	TXP_US_108		407,750			28,560		
	TXP_US_GA - Georgia	TXP_US_108		407,750			28,560		
TXP_US_102 - US 102 Entity	TXP_US - United States	None	(462,300)			26,180			
TXP_US_101 - US 101 Entity	TXP_US_AL - Alabama	TXP_US_102		(462,300)			26,180		
	TXP_US_CA - California	TXP_US_102		(462,300)			26,180		
	TXP_US_IL - Illinois	TXP_US_102		(462,300)			26,180		
TXP_US_107 - US 107 Entity	TXP_US - United States	None	551,700			23,800			
	TXP_US_GA - Georgia	TXP_US_102				29,780	3,600		
	TXP_US_IL - Illinois	TXP_US_104		552,200	500		29,600	5,800	
	TXP_US_NV - Nevada	TXP_US_102		934,950	1,200		1,160	1,800	
	TXP_US_IL - Illinois	TXP_US_104		(565,210)	3,300		(4,650)	50	
	TXP_US_IL - Illinois	TXP_US_107		558,100	6,400		28,600	4,800	
	TXP_US_IL - Illinois	TXP_US_120					7,770	950	
	TXP_US_NV - Nevada	TXP_US_102					11,305	4,500	
	TXP_US_IL - Illinois	TXP_US_107					10,850	7,250	
	TXP_US_IL - Illinois	TXP_US_120					8,570	2,250	
TXP_US_108 - US 108 Entity	TXP_US - United States	None	407,750			28,560			
TXP_US_104 - US 104 Entity	TXP_US - United States	None	(568,510)			23,800			



# Trend Reports

There are several trend reports in this dashboard. These cube views can be modified based on your application.

**TAX PROVISION BLUEPRINT**

Scenario: TXP\_Actual Entity (Parents & Base): TXP\_Legal\_CTX Alpha Sort: Year: 2021 Time Period: Dec (M12) View: YTD Currency: Local Show Curr Code: No Data Decimal Places: No Decimals Percent Decimal Places: 2 Decimals Refresh Data

Report Groups: TAX PROVISION BLUEPRINT SOLUTION Overview of Rates / RTP Years / Nat. Process / LNB Metadata Review FX Currency Rates Calc Status Tax Provision Overview Reports Group Filings Analysis Trend Reports Consolidating Reports Tax Reviewer - Actual Reports (Actual Scenario only) Tax Reviewer - Forecast Reports National Benefit Analysis Reports

50b ETR by Year for: TXP\_Legal\_CTX

	TXP_Actual Dec 2021 YTD	TXP_Actual Dec 2020 YTD	TXP_Actual Dec 2019 YTD
CALC STATUS	OK,MC	OK,MC	OK,MC
Total Adjusted Pretax Income	5,988,822	6,420,281	
Total Tax Expense	4,216,138	3,854,604	
Effective Tax Rate	70.40%	60.04%	

50b <F> ETR Schedule by Year  
50b1 <F> ETR Schedule by Qtr  
51b <F> ETR Summary by Year

**TAX PROVISION BLUEPRINT**

Scenario: TXP\_Actual Entity (Parents & Base): TXP\_Legal\_CTX Alpha Sort: Year: 2021 Time Period: Dec (M12) View: YTD Currency: Local Show Curr Code: No Data Decimal Places: No Decimals Percent Decimal Places: 2 Decimals Refresh Data

Report Groups: TAX PROVISION BLUEPRINT SOLUTION Overview of Rates / RTP Years / Nat. Process / LNB Metadata Review FX Currency Rates Calc Status Tax Provision Overview Reports Group Filings Analysis Trend Reports Consolidating Reports Tax Reviewer - Actual Reports (Actual Scenario only) Tax Reviewer - Forecast Reports National Benefit Analysis Reports

50b1 ETR by Qtr for: TXP\_Legal\_CTX

	TXP_Actual Mar 2021 QTD	TXP_Actual Mar 2021 YTD	TXP_Actual Jun 2021 QTD	TXP_Actual Jun 2021 YTD	TXP_Actual Sep 2021 QTD	TXP_Actual Sep 2021 YTD	TXP_Actual Dec 2021 QTD	TXP_Actual Dec 2021 YTD
CALC STATUS	OK,MC	OK,MC	OK,MC	OK,MC	OK,MC	OK,MC	OK,MC	OK,MC
TXP_PTIAAdjustedTotal - Total Adjusted Pretax Income	4,505,442	4,505,442	285,161	4,790,603	1,256,051	6,046,654	(57,832)	5,988,822
Total Tax Expense	3,392,222	3,392,222	97,443	3,489,665	1,214,560	4,704,225	(488,087)	4,216,138
Effective Tax Rate	75.29%	75.29%	34.17%	72.84%	96.70%	77.80%	843.98%	70.40%

50b <F> ETR Schedule by Year  
50b1 <F> ETR Schedule by Qtr  
51b <F> ETR Summary by Year

**TAX PROVISION BLUEPRINT**

Scenario: TXP\_Actual Entity (Parents & Base): TXP\_Legal\_CTX Alpha Sort: Year: 2021 Time Period: Dec (M12) View: YTD Currency: Local Show Curr Code: No Data Decimal Places: No Decimals Percent Decimal Places: 2 Decimals Refresh Data

Report Groups: TAX PROVISION BLUEPRINT SOLUTION Overview of Rates / RTP Years / Nat. Process / LNB Metadata Review FX Currency Rates Calc Status Tax Provision Overview Reports Group Filings Analysis Trend Reports Consolidating Reports Tax Reviewer - Actual Reports (Actual Scenario only) Tax Reviewer - Forecast Reports National Benefit Analysis Reports

51b ETR Summary by Year for: TXP\_Legal\_CTX

	TXP_Actual Dec 2021 YTD	TXP_Actual Dec 2020 YTD	TXP_Actual Dec 2019 YTD
CALC STATUS	OK,MC	OK,MC	OK,MC
Total Adjusted Pretax Income			
Domestic	2,932,389	1,934,000	
International	3,056,433	4,486,281	
Total	5,988,822	6,420,281	
Provision for Income Taxes			
Domestic - National:			
Current	671,804	454,770	
Deferred	17,622	(125,441)	
Total	689,426	329,328	

50b <F> ETR Schedule by Year  
50b1 <F> ETR Schedule by Qtr  
51b <F> ETR Summary by Year  
51b1 <F> ETR Summary by Qtr

TAX PROVISION BLUEPRINT

Scenario: TXP\_Actual Entity (Parents & Basis): TXP\_Legal\_CTX Alpha Sort: Year: 2021 Time Period: Dec (M12) Currency: Local Show Curr Code: No Data Decimal Places: No Decimals Percent Decimal Places: 2 Decimals Refresh Data

Report Groups: TAX PROVISION BLUEPRINT SOLUTION Overview of Rates / RTP Years / Nat. Process / LNB Metadata Review FX Currency Rates Calc Status Tax Provision Overview Reports Group Filings Analysis Trend Reports Consolidating Reports Tax Reviewer - Actual Reports (Actual Scenario only) Tax Reviewer - Forecast Reports National Benefit Analysis Reports 50b <F> ETR Schedule by Year 50b1 <F> ETR Schedule by Qtr 51b <F> ETR Summary by Year 51b1 <F> ETR Summary by Qtr 52b <F> ETR Rate Rec by Year 52b1 <F> ETR Rate Rec by Qtr 53b <F> DTA / DTI by Year (National only)

51b1 ETR Summary by Qtr for: TXP\_Legal\_CTX

	TXP_Actual Mar 2021 QTD	TXP_Actual Mar 2021 YTD	TXP_Actual Jun 2021 QTD	TXP_Actual Jun 2021 YTD	TXP_Actual Sep 2021 QTD	TXP_Actual Sep 2021 YTD	TXP_Actual Dec 2021 QTD	TXP_Actual Dec 2021 YTD
CALC STATUS	OK,MC	OK,MC	OK,MC	OK,MC	OK,MC	OK,MC	OK,MC	OK,MC
<b>Total Adjusted Pretax Income</b>								
Domestic	2,165,400	2,165,400	166,000	2,331,400	960,376	3,291,776	(359,387)	2,932,389
International	2,340,042	2,340,042	119,161	2,459,203	295,675	2,754,878	301,555	3,056,433
<b>Total</b>	<b>4,505,442</b>	<b>4,505,442</b>	<b>285,161</b>	<b>4,790,603</b>	<b>1,256,051</b>	<b>6,046,654</b>	<b>(57,832)</b>	<b>5,988,822</b>
<b>Provision for Income Taxes</b>								
Domestic - National:								
Current	516,953	516,953	9,712	526,666	292,472	819,137	(147,333)	671,804
Deferred	448,809	448,809	(449,749)	(940)	370,748	369,808	(352,186)	17,622
<b>Total</b>	<b>965,763</b>	<b>965,763</b>	<b>(440,037)</b>	<b>525,726</b>	<b>663,220</b>	<b>1,188,946</b>	<b>(499,519)</b>	<b>689,426</b>
Domestic - Local:								
Current	95,711	95,711	21,709	117,420	87,576	204,996	(56,703)	148,293
Deferred	(36,917)	(36,917)	168,477	131,560	9,268	140,829	1,190	142,018

TAX PROVISION BLUEPRINT

Scenario: TXP\_Actual Entity (Parents & Basis): TXP\_Legal\_CTX Alpha Sort: Year: 2021 Time Period: Dec (M12) View: YTD Currency: Local Show Curr Code: No Data Decimal Places: No Decimals Refresh Data

Report Groups: TAX PROVISION BLUEPRINT SOLUTION Overview of Rates / RTP Years / Nat. Process / LNB Metadata Review FX Currency Rates Calc Status Tax Provision Overview Reports Group Filings Analysis Trend Reports Consolidating Reports Tax Reviewer - Actual Reports (Actual Scenario only) Tax Reviewer - Forecast Reports National Benefit Analysis Reports 50b <F> ETR Schedule by Year 50b1 <F> ETR Schedule by Qtr 51b <F> ETR Summary by Year 51b1 <F> ETR Summary by Qtr 52b <F> ETR Rate Rec by Year 52b1 <F> ETR Rate Rec by Qtr 53b <F> DTA / DTI by Year (National only)

52b ETR Rate Rec by Year for: TXP\_Legal\_CTX

	TXP_Actual Dec 2021 YTD	TXP_Actual Dec 2020 YTD	TXP_Actual Dec 2019 YTD
CALC STATUS	OK,MC	OK,MC	OK,MC
<b>Consolidated Tax Rate</b>	<b>22.00%</b>	<b>21.00%</b>	
Total Adjusted Pretax Income	1,317,541	1,348,259	
Total Local Expense	2,535,173	2,409,251	
Total Foreign Rate Differential	(162,091)	(155,142)	
Total Other ETR Consolidated	525,516	252,236	
<b>Total Consolidated Rate Reconciliation</b>	<b>4,216,138</b>	<b>3,854,604</b>	

TAX PROVISION BLUEPRINT

Scenario: TXP\_Actual Entity (Parents & Basis): TXP\_Legal\_CTX Alpha Sort: Year: 2021 Time Period: Dec (M12) Currency: Local Show Curr Code: No Data Decimal Places: No Decimals Refresh Data

Report Groups: TAX PROVISION BLUEPRINT SOLUTION Overview of Rates / RTP Years / Nat. Process / LNB Metadata Review FX Currency Rates Calc Status Tax Provision Overview Reports Group Filings Analysis Trend Reports Consolidating Reports Tax Reviewer - Actual Reports (Actual Scenario only) Tax Reviewer - Forecast Reports National Benefit Analysis Reports 50b <F> ETR Schedule by Year 50b1 <F> ETR Schedule by Qtr 51b <F> ETR Summary by Year 51b1 <F> ETR Summary by Qtr 52b <F> ETR Rate Rec by Year 52b1 <F> ETR Rate Rec by Qtr 53b <F> DTA / DTI by Year (National only)

52b1 ETR Rate Rec by Qtr for: TXP\_Legal\_CTX

	TXP_Actual Mar 2021 QTD	TXP_Actual Mar 2021 YTD	TXP_Actual Jun 2021 QTD	TXP_Actual Jun 2021 YTD	TXP_Actual Sep 2021 QTD	TXP_Actual Sep 2021 YTD	TXP_Actual Dec 2021 QTD	TXP_Actual Dec 2021 YTD
CALC STATUS	OK,MC	OK,MC	OK,MC	OK,MC	OK,MC	OK,MC	OK,MC	OK,MC
<b>Consolidated Tax Rate</b>	<b>22.00%</b>	<b>22.00%</b>	<b>22.00%</b>	<b>22.00%</b>	<b>22.00%</b>	<b>22.00%</b>	<b>22.00%</b>	<b>22.00%</b>
TXP_PTIAAdjustedTotal - Total Adjusted Pretax Income	991,197	991,197	62,735	1,053,933	276,331	1,330,264	(12,723)	1,317,541
TXP_ETRLocalTotal - Total Local Expense	1,743,500	1,743,500	382,276	2,125,776	522,600	2,648,375	(113,203)	2,535,173
TXP_IsRateDiffTotal - Total Foreign Rate Differential	(121,020)	(121,020)	(8,423)	(129,444)	(31,945)	(161,389)	(702)	(162,091)
TXP_ETRConsolOther - Total Other ETR Consolidated	778,545	778,545	(339,145)	439,400	447,575	886,975	(361,459)	525,516
<b>TXP_ETRConsolTotal - Total Consolidated Rate Reconciliation</b>	<b>3,392,222</b>	<b>3,392,222</b>	<b>97,443</b>	<b>3,489,665</b>	<b>1,214,560</b>	<b>4,704,225</b>	<b>(488,087)</b>	<b>4,216,138</b>



**TAX PROVISION BLUEPRINT**

Scenario: TXP\_Actual Entity (Parents & Base): TXP\_Legal\_CTX Alpha Sort: Year: 2021 Time Period: Dec (M12) View: YTD Currency: Local Show Curr Code: No Data Decimal Places: No Decimals Refresh Data

**61b DTA / DTL by Year (National only) for: TXP\_Legal\_CTX**

	TXP_Actual Dec 2021 YTD	TXP_Actual Dec 2020 YTD	TXP_Actual Dec 2019 YTD
CALC STATUS	OK/MC	OK/MC	OK/MC
Total Fixed and Intangible Assets - TD	57,484	35,267	
Total Reserves and Accruals - TD	(5,467)	4,458	
Total Compensation - TD	44,055	64,192	
<b>Total Temporary Differences - Non-Discreted - TD</b>	<b>96,072</b>	<b>103,917</b>	
Total Temporary Differences - Discreted - TD	(22,980)	(1,788)	
<b>Total Temporary Differences - TD</b>	<b>73,092</b>	<b>102,129</b>	
Total Tax Losses	843,106	978,133	
Total Tax Credits Carryforward	1,759,495	1,787,948	
Total Equity	14,569	11,586	
Valuation Allowance Total	(163,065)	(59,860)	
Total Deferred Local	(80,075)	(135,791)	
<b>Total Deferred Tax with Local</b>	<b>2,447,122</b>	<b>2,684,145</b>	

**TAX PROVISION BLUEPRINT**

Scenario: TXP\_Actual Entity (Parents & Base): TXP\_Legal\_CTX Alpha Sort: Year: 2021 Time Period: Dec (M12) View: YTD Currency: Local Show Curr Code: No Data Decimal Places: No Decimals Refresh Data

**61b1 DTA / DTL by Month (National only) for: TXP\_Legal\_CTX**

	TXP_Actual Jan 2021 YTD	TXP_Actual Feb 2021 YTD	TXP_Actual Mar 2021 YTD	TXP_Actual Apr 2021 YTD	TXP_Actual May 2021 YTD	TXP_Actual Jun 2021 YTD	TXP_Actual Jul 2021 YTD	TXP_Actual Aug 2021 YTD	TXP_Actual Sep 2021 YTD	TXP_Actual Oct 2021 YTD	TXP_Actual Nov 2021 YTD	TXP_Actual Dec 2021 YTD
CALC STATUS	OK/MC	OK/MC	OK/MC	OK/MC	OK/MC	OK/MC	OK/MC	OK/MC	OK/MC	OK/MC	OK/MC	OK/MC
TXP_TDAssets - Total Fixed and Intangible Assets - TD	37,456	38,310	51,978	53,332	53,787	56,970	57,984	58,440	57,095	57,018	56,573	
TXP_TDReserves - Total Reserves and Accruals - TD	6,943	8,058	(10,414)	(10,528)	(10,316)	(11,505)	(12,507)	(13,676)	(11,060)	(13,813)	(14,604)	
TXP_TDComp - Total Compensation - TD	66,393	67,506	63,390	65,246	65,964	66,362	65,914	65,181	59,473	65,710	63,966	
<b>TXP_TD_NonDiscr - Total Temporary Differences - Non-Discreted - TD</b>	<b>110,793</b>	<b>113,874</b>	<b>104,953</b>	<b>108,050</b>	<b>109,435</b>	<b>111,827</b>	<b>111,391</b>	<b>109,944</b>	<b>105,509</b>	<b>108,914</b>	<b>105,936</b>	
TXP_TD_Discr - Total Temporary Differences - Discreted - TD	(1,563)	(2,578)	(19,779)	(18,546)	(18,564)	(18,280)	(19,091)	(19,900)	(20,303)	(20,981)	(21,672)	
<b>TXP_TempDiffTotal - Total Temporary Differences - TD</b>	<b>109,230</b>	<b>111,296</b>	<b>85,175</b>	<b>89,504</b>	<b>90,871</b>	<b>93,547</b>	<b>92,301</b>	<b>90,044</b>	<b>85,206</b>	<b>87,933</b>	<b>84,263</b>	
TXP_TaxLossesTotal - Total Tax Losses	954,328	951,522	1,171,334	1,195,695	1,201,880	892,387	888,179	880,948	1,084,901	865,448	849,085	
TXP_TaxCreditsTotal - Total Tax Credits Carryforward	1,775,229	1,773,833	1,786,409	1,827,646	1,840,211	1,775,126	1,771,448	1,760,718	1,742,141	1,747,418	1,713,712	
TXP_EquityTotal - Total Equity	11,773	11,678	13,971	14,138	14,144	14,184	14,255	14,369	14,407	14,463	14,450	
TXP_ValTotal - Valuation Allowance Total	(41,078)	(40,006)	(636,426)	(642,194)	(644,332)	(171,068)	(170,002)	(168,288)	(638,775)	(168,041)	(163,089)	
TXP_TotalDefLocal - Total Deferred Local	(139,446)	(141,323)	(184,463)	(188,485)	(184,270)	(119,534)	(99,255)	(98,569)	(55,346)	(98,524)	(80,203)	
<b>TXP_NatDeferredLocal - Total Deferred Tax with Local</b>	<b>2,670,036</b>	<b>2,667,001</b>	<b>2,236,000</b>	<b>2,296,303</b>	<b>2,318,504</b>	<b>2,484,642</b>	<b>2,496,926</b>	<b>2,479,222</b>	<b>2,232,534</b>	<b>2,448,697</b>	<b>2,418,217</b>	

**TAX PROVISION BLUEPRINT**

Scenario: TXP\_Actual Entity (Parents & Base): TXP\_Legal\_CTX Alpha Sort: Year: 2021 Time Period: Dec (M12) View: YTD Currency: Local Show Curr Code: No Data Decimal Places: No Decimals Refresh Data

**61c DTA / DTL by Year (All JD's) for: TXP\_Legal\_CTX**

	TXP_Actual Dec 2021 YTD	TXP_Actual Dec 2020 YTD	TXP_Actual Dec 2019 YTD
CALC STATUS	OK/MC	OK/MC	OK/MC
Total Fixed and Intangible Assets - TD	183,874	124,827	
Total Reserves and Accruals - TD	(228,108)	(174,697)	
Total Compensation - TD	(42,018)	72,295	
<b>Total Temporary Differences - Non-Discreted - TD</b>	<b>(86,252)</b>	<b>22,425</b>	
Total Temporary Differences - Discreted - TD	(50,988)	(2,354)	
Total Local Only Temporary Differences - TD	(10,741)	(282)	
<b>Total Temporary Differences - TD</b>	<b>(147,981)</b>	<b>19,788</b>	
Total Tax Losses	866,147	1,202,295	
Total Tax Credits Carryforward	2,487,245	2,531,444	
Total Equity	20,185	12,373	
Total Deferred Apportioned Tax	79,400	112,259	
Valuation Allowance Total	(319,450)	(80,744)	
Total Deferred Local	(80,075)	(135,791)	
<b>Total Deferred Tax with Local</b>	<b>2,905,470</b>	<b>3,661,624</b>	

**TAX PROVISION BLUEPRINT**

Scenario: TXP\_Actual Entity (Parents & Base): TXP\_Legal\_CTX Alpha Sort: Year: 2021 Time Period: Dec (M12) Currency: Local Show Curr Code: No Data Decimal Places: No Decimals Refresh Data

61c1 DTA / DTL by Month (All JD's) for: TXP\_Legal\_CTX

	YTD	Jan 2021	Feb 2021	Mar 2021	Apr 2021	May 2021	Jun 2021	Jul 2021	Aug 2021	Sep 2021	Oct 2021	Nov 2021	Dec 2021
CALC STATUS	OK/MC	OK/MC	OK/MC	OK/MC	OK/MC	OK/MC	OK/MC	OK/MC	OK/MC	OK/MC	OK/MC	OK/MC	OK/MC
TXP_TDAssets - Total Fixed and Intangible Assets - TD	119,378	119,856	167,133	175,279	176,634	179,576	182,701	184,331	182,503	182,553	180,322	180,322	
TXP_TDReserves - Total Reserves and Accruals - TD	(240,682)	(226,936)	(265,917)	(265,745)	(255,972)	(251,592)	(252,766)	(253,852)	(248,593)	(239,162)	(233,898)	(233,898)	
TXP_TDComp - Total Compensation - TD	60,328	52,606	11,845	1,867	(7,337)	(6,648)	(9,121)	(11,436)	(17,607)	(18,481)	(18,855)	(18,855)	
<b>TXP_TD_NonDiscr - Total Temporary Differences - Non-Discretes - TD</b>	<b>(60,976)</b>	<b>(54,474)</b>	<b>(86,939)</b>	<b>(88,599)</b>	<b>(86,675)</b>	<b>(78,664)</b>	<b>(79,186)</b>	<b>(80,957)</b>	<b>(83,697)</b>	<b>(75,090)</b>	<b>(72,431)</b>	<b>(72,431)</b>	
TXP_TD_Dscr - Total Temporary Differences - Discretes - TD	(2,414)	(3,563)	(41,655)	(40,966)	(41,428)	(41,489)	(43,597)	(45,416)	(46,060)	(47,405)	(48,359)	(48,359)	
TXP_TDLocal - Total Local Only Temporary Differences - TD	(2,267)	(2,010)	(5,690)	(5,893)	(5,927)	(4,995)	(6,160)	(6,330)	(8,260)	(6,385)	(10,035)	(10,035)	
<b>TXP_TempDiffTotal - Total Temporary Differences - TD</b>	<b>(65,657)</b>	<b>(60,048)</b>	<b>(134,285)</b>	<b>(133,458)</b>	<b>(134,030)</b>	<b>(125,148)</b>	<b>(128,942)</b>	<b>(132,703)</b>	<b>(138,017)</b>	<b>(128,880)</b>	<b>(130,825)</b>	<b>(130,825)</b>	
TXP_TaxLossesTotal - Total Tax Losses	1,165,566	1,161,474	1,384,377	1,415,574	1,423,300	1,039,495	976,775	968,857	1,273,915	952,113	872,248	872,248	
TXP_TaxCreditTotal - Total Tax Credits Carryforward	2,519,737	2,516,496	2,568,641	2,626,958	2,647,421	2,506,916	2,502,828	2,485,165	2,460,109	2,472,318	2,442,307	2,442,307	
TXP_EquityTotal - Total Equity	17,534	17,389	19,791	20,159	20,146	20,042	20,126	20,233	20,249	20,139	20,011	20,011	
TXP_DeferApportTotal - Total Deferred Apportioned Tax	130,173	143,072	369,670	377,688	356,645	110,442	85,595	84,384	181,659	83,965	79,618	79,618	
TXP_ValAllow - Valuation Allowance Total	(77,730)	(76,192)	(761,882)	(771,737)	(775,514)	(332,784)	(331,092)	(328,128)	(1,177,242)	(327,782)	(319,378)	(319,378)	
TXP_TotalDeferLocal - Total Deferred Local	(139,446)	(141,323)	(184,463)	(188,485)	(184,270)	(119,534)	(99,255)	(98,569)	(55,346)	(98,524)	(80,203)	(80,203)	
<b>TXP_NatDeferredLocal - Total Deferred Tax with Local</b>	<b>3,550,177</b>	<b>3,560,867</b>	<b>3,261,849</b>	<b>3,344,699</b>	<b>3,353,899</b>	<b>3,099,429</b>	<b>3,026,035</b>	<b>2,999,239</b>	<b>2,565,327</b>	<b>2,973,349</b>	<b>2,883,778</b>	<b>2,883,778</b>	

**TAX PROVISION BLUEPRINT**

Scenario: TXP\_Actual Entity (Parents & Base): TXP\_Legal\_CTX Alpha Sort: Year: 2021 Time Period: Dec (M12) Source: Local Currency: Local Show Curr Code: No Data Decimal Places: No Decimals Refresh Data

61d DTA / DTL Split (All JD's) for: TXP\_Legal\_CTX

	TXP_Actual Dec-2021	TXP_Actual Dec-2021 DTA	TXP_Actual Dec-2021 DTL	TXP_Actual Dec-2021 Total DTA/DTL	TXP_Actual Dec-2021 DTA	TXP_Actual Dec-2021 DTL	TXP_Actual Dec-2021 Total DTA/DTL	TXP_Actual Dec-2021 DTA	TXP_Actual Dec-2021 DTL	TXP_Actual Dec-2021 Total DTA/DTL
CALC STATUS	OK/MC	OK/MC	OK/MC	OK/MC	OK/MC	OK/MC	OK/MC	OK/MC	OK/MC	OK/MC
Total Fixed and Intangible Assets - TD	183,327	619,373	(436,046)	56,937	212,450	(155,513)	126,390	406,923	(280,532)	280,532
Total Reserves and Accruals - TD	(229,723)	224,748	(454,471)	(7,082)	109,007	(116,089)	(2,222,641)	115,741	(338,382)	(338,382)
Total Compensation - TD	(42,633)	270,699	(313,332)	43,440	120,799	(77,359)	(86,073)	149,900	(235,973)	(235,973)
<b>Total Temporary Differences - Non-Discretes - TD</b>	<b>(89,029)</b>	<b>1,114,820</b>	<b>(1,203,849)</b>	<b>93,295</b>	<b>442,257</b>	<b>(348,961)</b>	<b>(182,324)</b>	<b>672,564</b>	<b>(854,888)</b>	<b>(854,888)</b>
Total Temporary Differences - Discretes - TD	(50,189)	75,966	(126,155)	(22,181)	42,402	(64,583)	(28,008)	33,564	(61,572)	(61,572)
Total Local Only Temporary Differences - TD	(10,741)	8,289	(19,030)	(2,889)	(10,741)	8,289	(10,741)	8,289	(19,030)	(19,030)
<b>Total Temporary Differences - TD</b>	<b>(149,959)</b>	<b>1,199,076</b>	<b>(1,349,034)</b>	<b>71,115</b>	<b>484,659</b>	<b>(413,544)</b>	<b>(221,074)</b>	<b>714,417</b>	<b>(935,490)</b>	<b>(935,490)</b>
Total Tax Losses	864,362	882,077	(17,715)	841,321	852,158	(10,837)	23,041	29,918	(6,877)	(6,877)
Total Tax Credits Carryforward	2,474,334	2,477,968	(3,634)	1,746,584	1,750,217	(3,634)	727,751	727,751		
Total Equity	21,120	142,682	(121,562)	15,504	131,023	(115,519)	5,616	11,659	(6,043)	(6,043)
Total Deferred Apportioned Tax	79,400	108,037	(28,638)	79,400	108,037		79,400	108,037	(28,638)	(28,638)
Valuation Allowance Total	(321,493)	441,036	(762,529)	(165,107)	312,098	(477,205)	(156,385)	128,938	(285,324)	(285,324)
Total Deferred Local	(80,075)	38,682	(118,757)	(80,075)	38,682	(118,757)				
<b>Total Deferred Tax with Local</b>	<b>2,887,689</b>	<b>5,289,557</b>	<b>(2,401,868)</b>	<b>2,429,341</b>	<b>3,568,837</b>	<b>(1,139,490)</b>	<b>458,348</b>	<b>1,720,720</b>	<b>(1,262,371)</b>	<b>(1,262,371)</b>

TAX PROVISION BLUEPRINT									
HOME									
Report Groups									
TAX PROVISION BLUEPRINT SOLUTION									
Overview of Rates / RTP Years / Nat. Process / LNB									
Metadata Review									
FX Currency Rates									
Calc Status									
Tax Provision Overview Reports									
Group Filings Analysis									
Trend Reports									
Consolidating Reports									
Tax Reviewer - Actual Reports (Actual Scenario only)									
Tax Reviewer - Forecast Reports									
National Benefit Analysis									
Reports									
50b <F> ETR Schedule by Year									
50b1 <F> ETR Schedule by Qtr									
51b <F> ETR Summary by Year									
51b1 <F> ETR Summary by Qtr									
52b <F> ETR Rate Rec by Year									
52b1 <F> ETR Rate Rec by Qtr									
61b <F> DTA / DTL by Year (National only)									
61b1 <F> DTA / DTL by Months (National only)									
61c <F> DTA / DTL by Year (All JD's)									
61c1 <F> DTA / DTL by Months (All JD's)									
61d <F> DTA / DTL Nat/Local Split (All JD's)									
62b <F> Tax Accounts by Year									
62b1 <F> Tax Accounts by Qtr									

62b Tax Accounts by Year for: TXP_Legal_CTX									
CALC STATUS	YTD	YTD	YTD	YTD	YTD	YTD	YTD	YTD	YTD
	Dec 2021	Dec 2020	Var 2021 to 2020	Var 2021 to 2020	Dec 2019	Var 2021 to 2019	Var 2021 to 2019	Var 2021 to 2019	TXP_Actual
	YTD	YTD	YTD	YTD	YTD	YTD	YTD	YTD	YTD
<b>Income Statement</b>									
Current Tax Expense / (Benefit) - National	1,448,534	1,646,364	(197,830)	(12.02%)		1,448,534	100.00%		
Current Tax Expense / (Benefit) - Local	1,926,622	2,473,251	(546,629)	(22.10%)		1,926,622	100.00%		
Withholding Tax Expense / (Benefit)	50,556	54,947	(4,391)	(7.99%)		50,556	100.00%		
Deferred Tax Expense / (Benefit) - National	187,417	(197,447)	384,864	194.92%		187,417	100.00%		
Deferred Tax Expense / (Benefit) - Local	603,010	(122,511)	725,521	592.21%		603,010	100.00%		
<b>Total Current Income Tax Expense</b>	<b>4,216,138</b>	<b>3,854,604</b>	<b>361,534</b>	<b>9.38%</b>		<b>4,216,138</b>	<b>100.00%</b>		
<b>Balance Sheet</b>									
Noncurrent Asset/(Liability)	2,905,775	3,661,928	(756,154)	(20.65%)	3,025,362	(119,587)	(3.95%)		
Income Tax (Payable) - National	(2,701,310)	(1,803,159)	(898,150)	(49.81%)	(642,715)	(2,058,594)	(230.20%)		
Income Tax Receivable - National	169,925	239,607	(69,682)	(29.08%)	319,963	(150,037)	(46.90%)		
Income Tax (Payable) - Local	(3,989,133)	(2,478,244)	(1,510,890)	(60.97%)	(230,897)	(3,758,236)	(1,627.67%)		
Income Tax Receivable - Local	235,392	251,960	(16,569)	(6.58%)	274,926	(39,534)	(14.38%)		

TAX PROVISION BLUEPRINT									
HOME									
Report Groups									
TAX PROVISION BLUEPRINT SOLUTION									
Overview of Rates / RTP Years / Nat. Process / LNB									
Metadata Review									
FX Currency Rates									
Calc Status									
Tax Provision Overview Reports									
Group Filings Analysis									
Trend Reports									
Consolidating Reports									
Tax Reviewer - Actual Reports (Actual Scenario only)									
Tax Reviewer - Forecast Reports									
National Benefit Analysis									
Reports									
50b <F> ETR Schedule by Year									
50b1 <F> ETR Schedule by Qtr									
51b <F> ETR Summary by Year									
51b1 <F> ETR Summary by Qtr									
52b <F> ETR Rate Rec by Year									
52b1 <F> ETR Rate Rec by Qtr									
61b <F> DTA / DTL by Year (National only)									
61b1 <F> DTA / DTL by Months (National only)									
61c <F> DTA / DTL by Year (All JD's)									
61c1 <F> DTA / DTL by Months (All JD's)									
61d <F> DTA / DTL Nat/Local Split (All JD's)									
62b <F> Tax Accounts by Year									
62b1 <F> Tax Accounts by Qtr									
62b2 <F> Tax Accounts Any Period Compare									
62c <F> Tax Account Reconciliation									

62b1 Tax Accounts by Qtr for: TXP_Legal_CTX									
CALC STATUS	QTD	QTD	QTD	QTD	QTD	QTD	QTD	QTD	QTD
	Mar 2021	Mar 2021	Jun 2021	Jun 2021	Sep 2021	Sep 2021	Dec 2021	Dec 2021	Dec 2021
	QTD	YTD	QTD	YTD	QTD	YTD	QTD	YTD	YTD
<b>Income Statement</b>									
Current Tax Expense / (Benefit) - National	1,210,322	1,210,322	(100,473)	1,109,849	378,844	1,488,693	(40,159)	1,448,534	
Current Tax Expense / (Benefit) - Local	1,739,786	1,739,786	(76,354)	1,663,433	343,402	2,006,835	(80,214)	1,926,622	
Withholding Tax Expense / (Benefit)	38,910	38,910	1,543	40,453	14,490	54,943	(4,387)	50,556	
Deferred Tax Expense / (Benefit) - National	433,818	433,818	(211,681)	222,137	206,836	428,972	(241,556)	187,417	
Deferred Tax Expense / (Benefit) - Local	(30,614)	(30,614)	484,408	453,794	270,988	724,782	(121,772)	603,010	
<b>Total Current Income Tax Expense</b>	<b>3,392,222</b>	<b>3,392,222</b>	<b>97,443</b>	<b>3,489,665</b>	<b>1,214,560</b>	<b>4,704,225</b>	<b>(488,087)</b>	<b>4,216,138</b>	
<b>Balance Sheet</b>									
Noncurrent Asset/(Liability)	3,264,113	3,264,113	(164,380)	3,099,733	(534,102)	2,565,631	340,143	2,905,775	
Income Tax (Payable) - National	(2,826,280)	(2,826,280)	126,926	(2,699,353)	(306,161)	(3,005,514)	304,205	(2,701,310)	
Income Tax Receivable - National	203,986	203,986	3,666	207,652	(5,523)	202,129	(32,204)	169,925	
Income Tax (Payable) - Local	(4,003,843)	(4,003,843)	29,368	(3,974,476)	(244,186)	(4,218,661)	229,528	(3,989,133)	
Income Tax Receivable - Local	244,440	244,440	4,444	248,884	(6,507)	242,377	(6,585)	235,392	

**TAX PROVISION BLUEPRINT**

Scenario: TXP\_Actual Entity (Parents & Base): TXP\_Legal\_CTX Alpha Sort: 2021 Time Period: Dec (M12) Prior Year: 2021 Prior Time Period: Jun (M6) View: YTD Currency: Local Show Curr Code: No Data Decimal Places: No Decimals Refresh Data

**62b2 Tax Accounts Comparison for: TXP\_Legal\_CTX**

	TXP_Actual Dec 2021 YTD	TXP_Actual Jun 2021 YTD	TXP_Actual Variance YTD	TXP_Actual Variance % YTD	TXP_Actual Explain any Variances > 10% Annotation
CALC STATUS	OKMC	OKMC			
<b>Income Statement</b>					
Current Tax Expense / (Benefit) - National	1,448,534	1,109,849	338,685	30.52%	
Current Tax Expense / (Benefit) - Local	1,926,622	1,663,433	263,189	15.82%	
Withholding Tax Expense / (Benefit)	50,556	40,453	10,103	24.98%	
Deferred Tax Expense / (Benefit) - National	187,417	222,137	(34,720)	(15.63%)	
Deferred Tax Expense / (Benefit) - Local	603,010	453,794	149,216	32.88%	
<b>Total Current Income Tax Expense</b>	<b>4,216,138</b>	<b>3,489,665</b>	<b>726,473</b>	<b>20.82%</b>	
<b>Balance Sheet</b>					
Noncurrent Asset/(Liability)	2,905,775	3,099,733	(193,958)	(6.26%)	
Income Tax (Payable) - National	(2,701,310)	(2,699,253)	(1,956)	(0.07%)	
Income Tax Receivable - National	169,925	207,652	(37,726)	(18.17%)	
Income Tax (Payable) - Local	(3,989,133)	(3,974,476)	(14,658)	(0.37%)	
Income Tax Receivable - Local	235,392	248,884	(13,492)	(5.42%)	

**TAX PROVISION BLUEPRINT**

Scenario: TXP\_Actual Entity (Parents & Base): TXP\_Legal\_CTX Alpha Sort: 2021 Time Period: Dec (M12) Prior Year: 2021 Prior Time Period: Jun (M6) View: YTD Currency: Local Show Curr Code: No Data Decimal Places: No Decimals Refresh Data

**62c Tax Account Reconciliation for: TXP\_Legal\_CTX**

	TXP_Actual Dec 2021 YTD	TXP_Actual Dec 2021 Ending GL Balance YTD	TXP_Actual Dec 2021 Total Tax Account Recon - Tax Entry YTD
CALC STATUS	OKMC		OKMC
<b>Income Statement</b>			
Current Tax Expense / (Benefit) - National	1,448,534		1,448,534
Current Tax Expense / (Benefit) - Local	1,926,622		1,926,622
Withholding Tax Expense / (Benefit)	50,556		50,556
Deferred Tax Expense / (Benefit) - National	187,417		187,417
Deferred Tax Expense / (Benefit) - Local	603,010		603,010
<b>Total Current Income Tax Expense</b>	<b>4,216,138</b>		<b>4,216,138</b>
<b>Balance Sheet</b>			
Noncurrent Asset/(Liability)	2,905,775		2,905,775
Income Tax (Payable) - National	(2,701,310)		(2,701,310)
Income Tax Receivable - National	169,925		169,925
Income Tax (Payable) - Local	(3,989,133)		(3,989,133)
Income Tax Receivable - Local	235,392		235,392

# Consolidating Reports

There are several consolidating reports in this dashboard. These cube views can be modified based on your application.

TAX PROVISION BLUEPRINT

Report Groups: TAX PROVISION BLUEPRINT SOLUTION, Overview of Rates / RTP Years / Nat. Process / LNB, Metadata Review, FX Currency Rates, Calc Status, Tax Provision Overview Reports, Group Filings Analysis, Trend Reports, Consolidating Reports, Tax Reviewer - Actual Reports (Actual Scenario only), Tax Reviewer - Forecast Reports, National Benefit Analysis, Reports

Scenario: TXP\_Actual Entity (Parents): TXP\_US\_Total Alpha Sort: Year: 2021 Time Period: Dec (M12) View: YTD Currency: Local Show Curr Code: No Data Decimal Places: No Decimals Percent Decimal Places: 2 Decimals Refresh Data

50a ETR Consolidating

	Total US	US 105 Entity	US 102 Entity	Total Legal Entity A	US 101 Entity	US 107 Entity	US 108 Entity	US 104 Entity	US 117 Entity	US 118 Entity	US 120 Entity
	TXP_Actual Dec 2021	TXP_Actual Dec 2021	TXP_Actual Dec 2021	TXP_Actual Dec 2021	TXP_Actual Dec 2021	TXP_Actual Dec 2021	TXP_Actual Dec 2021	TXP_Actual Dec 2021	TXP_Actual Dec 2021	TXP_Actual Dec 2021	TXP_Actual Dec 2021
	YTD	YTD	YTD	YTD	YTD	YTD	YTD	YTD	YTD	YTD	YTD
CALC STATUS	OK,MC										
Total Adjusted Pretax Income	2,932,389		(289,371)	721,522		721,522	852,328	(169,739)		942,647	875,002
Total Tax Expense	979,738	22,097	(48,974)	328,548	(1,393)	329,941	234,811	3,735	55,192	172,358	211,971
Effective Tax Rate	33.41%		16.92%	45.54%		45.73%	27.55%	(2.20%)		18.28%	24.23%

TAX PROVISION BLUEPRINT

Report Groups: TAX PROVISION BLUEPRINT SOLUTION, Overview of Rates / RTP Years / Nat. Process / LNB, Metadata Review, FX Currency Rates, Calc Status, Tax Provision Overview Reports, Group Filings Analysis, Trend Reports, Consolidating Reports, Tax Reviewer - Actual Reports (Actual Scenario only), Tax Reviewer - Forecast Reports, National Benefit Analysis, Reports

Scenario: TXP\_Actual Entity (Parents): TXP\_US\_Total Alpha Sort: Year: 2021 Time Period: Dec (M12) View: YTD Currency: Local Show Curr Code: No Data Decimal Places: No Decimals Percent Decimal Places: 2 Decimals Refresh Data

51a ETR Summary Consolidating

	TXP_US_Total	TXP_US_105	TXP_US_102	TXP_US_LegalEntityA	TXP_US_101	TXP_US_107	TXP_US_108	TXP_US_104	TXP_US_117	TXP_US_118	TXP_US_120
	TXP_Actual Dec 2021	TXP_Actual Dec 2021	TXP_Actual Dec 2021	TXP_Actual Dec 2021	TXP_Actual Dec 2021	TXP_Actual Dec 2021	TXP_Actual Dec 2021	TXP_Actual Dec 2021	TXP_Actual Dec 2021	TXP_Actual Dec 2021	TXP_Actual Dec 2021
	YTD	YTD	YTD	YTD	YTD	YTD	YTD	YTD	YTD	YTD	YTD
CALC STATUS	OK,MC										
Total Adjusted Pretax Income	2,932,389		(289,371)	721,522		721,522	852,328	(169,739)		942,647	875,002
Provision for Income Taxes											
Domestic & Int'l - National:											
Current	671,804	(2,404)	(52,790)	175,609	1,851	173,758	223,535	(34,658)	(5,014)	179,975	187,552
Deferred	17,622	(565)	3,816	(19,640)	(431)	(19,209)	11,276	6,470	(537)	(7,616)	24,420
Total National	689,426	(2,970)	(48,974)	155,969	1,420	154,549	234,811	(28,189)	(5,551)	172,358	211,971
Domestic & Int'l - Local:											
Current	148,293	22,571		39,341	(6,106)	45,447		28,104		58,277	
Deferred	142,018	2,496		133,238	3,293	129,945		3,819		2,466	
Total Local	290,312	25,066		172,579	(2,813)	175,392		31,923		60,743	
Total:											
Current	820,097	20,166	(52,790)	214,950	(4,255)	219,205	223,535	(6,554)	53,263	179,975	187,552
Deferred	159,640	1,931	3,816	113,598	2,862	110,736	11,276	10,289	1,929	(7,616)	24,420
Total	979,738	22,097	(48,974)	328,548	(1,393)	329,941	234,811	3,735	55,192	172,358	211,971
Effective Tax Rate	33.41%		16.92%	45.54%		45.73%	27.55%	(2.20%)		18.28%	24.23%

TAX PROVISION BLUEPRINT

Report Groups: TAX PROVISION BLUEPRINT SOLUTION, Overview of Rates / RTP Years / Nat. Process / LNB, Metadata Review, FX Currency Rates, Calc Status, Tax Provision Overview Reports, Group Filings Analysis, Trend Reports, Consolidating Reports, Tax Reviewer - Actual Reports (Actual Scenario only), Tax Reviewer - Forecast Reports, National Benefit Analysis, Reports

Scenario: TXP\_Actual Entity (Parents): TXP\_US\_Total Alpha Sort: Year: 2021 Time Period: Dec (M12) View: YTD Currency: Local Show Curr Code: No Data Decimal Places: No Decimals Percent Decimal Places: 2 Decimals Refresh Data

52a ETR Rate Rec Consolidating

	Total US	US 105 Entity	US 102 Entity	Total Legal Entity A	US 101 Entity	US 107 Entity	US 108 Entity	US 104 Entity	US 117 Entity	US 118 Entity	US 120 Entity
	TXP_Actual Dec 2021	TXP_Actual Dec 2021	TXP_Actual Dec 2021	TXP_Actual Dec 2021	TXP_Actual Dec 2021	TXP_Actual Dec 2021	TXP_Actual Dec 2021	TXP_Actual Dec 2021	TXP_Actual Dec 2021	TXP_Actual Dec 2021	TXP_Actual Dec 2021
	YTD	YTD	YTD	YTD	YTD	YTD	YTD	YTD	YTD	YTD	YTD
CALC STATUS	OK,MC										
Consolidated Tax Rate	22.00%										
Total Adjusted Pretax Income	645,126		(63,662)	158,735		158,735	187,512	(37,343)		207,382	192,500
Total Local Expense	264,146	19,536		167,995	(1,492)	169,486		28,648		47,968	
Total Foreign Rate Differential	(84,241)		1,516	(17,180)		(17,186)		(14,837)		3,025	
Total Other ETR Consolidated	154,708	2,561	13,172	19,005	99	18,906	62,135	9,404	7,224	(21,464)	62,670
Total Consolidated Rate Reconciliation	979,738	22,097	(48,974)	328,548	(1,393)	329,941	234,811	3,735	55,192	172,358	211,971

**TAX PROVISION BLUEPRINT**

Report Groups: TAX PROVISION BLUEPRINT SOLUTION, Overview of Rates / RTP Years / Nat. Process / LNB, Metadata Review, FX Currency Rates, Calc Status, Tax Provision Overview Reports, Group Filings Analysis, Trend Reports, Consolidating Reports, Tax Reviewer - Actual Reports (Actual Scenario only), Tax Reviewer - Forecast Reports, National Benefit Analysis, Reports, 50a <G> ETR Consolidating, 51a <G> ETR Summary Consolidating, 52a <G> ETR Rate Rec Consolidating, 60a <G> Taxable Income Consolidating, 61a <G> DTA / DTL Consolidating (National only), 61a1 <G> DTA / DTL Consolidating (All JD's), 62a <G> Tax Accounts Consolidating

Scenario: Entity (Parents): Alpha Sort: Year: Time Period: View: Currency: Show Curr Code: Data Decimal Places: Percent Decimal Places: Refresh Data

Entity: TXP\_Actual, TXP\_US\_Total, 2021, Dec (M12), YTD, Local, No, No Decimals, 2 Decimals

**60a Taxable Income Consolidating**

	Total US	US 105 Entity	US 102 Entity	Total Legal Entity A	US 101 Entity	US 107 Entity	US 108 Entity	US 104 Entity	US 117 Entity	US 118 Entity	US 120 Entity
	TXP_Actual	TXP_Actual	TXP_Actual	TXP_Actual	TXP_Actual	TXP_Actual	TXP_Actual	TXP_Actual	TXP_Actual	TXP_Actual	TXP_Actual
	Dec 2021	Dec 2021	Dec 2021	Dec 2021	Dec 2021	Dec 2021	Dec 2021	Dec 2021	Dec 2021	Dec 2021	Dec 2021
	YTD	YTD	YTD	YTD	YTD	YTD	YTD	YTD	YTD	YTD	YTD
CALC STATUS	OK,MC										
Total Taxable Income	2,218,685	(22,571)	(359,947)	599,314	8,763	590,551	661,895	(242,974)	(58,277)	880,676	760,569
Total Current Tax on Taxable Income	464,564	(4,966)	(75,589)	119,863	1,753	118,110	138,998	(46,165)	(12,238)	184,942	159,719
Current Year Stat Rate		22.00%	21.00%		20.00%	20.00%	21.00%	19.00%	21.00%	21.00%	21.00%
Effective Tax Rate	33.41%		16.92%	45.54%		45.73%	27.55%	(2.20%)		18.28%	24.23%

**TAX PROVISION BLUEPRINT**

Report Groups: TAX PROVISION BLUEPRINT SOLUTION, Overview of Rates / RTP Years / Nat. Process / LNB, Metadata Review, FX Currency Rates, Calc Status, Tax Provision Overview Reports, Group Filings Analysis, Trend Reports, Consolidating Reports, Tax Reviewer - Actual Reports (Actual Scenario only), Tax Reviewer - Forecast Reports, National Benefit Analysis, Reports, 50a <G> ETR Consolidating, 51a <G> ETR Summary Consolidating, 52a <G> ETR Rate Rec Consolidating, 60a <G> Taxable Income Consolidating, 61a <G> DTA / DTL Consolidating (National only), 61a1 <G> DTA / DTL Consolidating (All JD's), 62a <G> Tax Accounts Consolidating

Scenario: Entity (Parents): Alpha Sort: Year: Time Period: View: Currency: Show Curr Code: Data Decimal Places: Refresh Data

Entity: TXP\_Actual, TXP\_US\_Total, 2021, Dec (M12), YTD, Local, No, No Decimals

**61a DTA / DTL Consolidating (National only)**

	Total US	US 105 Entity	US 102 Entity	Total Legal Entity A	US 101 Entity	US 107 Entity	US 108 Entity	US 104 Entity	US 117 Entity	US 118 Entity	US 120 Entity
	TXP_Actual	TXP_Actual	TXP_Actual	TXP_Actual	TXP_Actual	TXP_Actual	TXP_Actual	TXP_Actual	TXP_Actual	TXP_Actual	TXP_Actual
	Dec 2021	Dec 2021	Dec 2021	Dec 2021	Dec 2021	Dec 2021	Dec 2021	Dec 2021	Dec 2021	Dec 2021	Dec 2021
	YTD	YTD	YTD	YTD	YTD	YTD	YTD	YTD	YTD	YTD	YTD
CALC STATUS	OK,MC										
Total Fixed and Intangible Assets - TD	12,648		4,080	(4,218)		(4,218)	(670)		3,317	4,515	5,622
Total Reserves and Accruals - TD	(14,962)		(8,460)	(10,774)		(10,774)	(5,279)		6,176	14,693	(11,319)
Total Compensation - TD	445		(1,415)	(4,348)		(4,348)	(8,871)		1,395	17,092	(3,400)
Total Temporary Differences - Non-Discretes - TD	(1,870)		(5,794)	(19,340)		(19,340)	(14,819)		10,889	36,300	(9,105)
Total Temporary Differences - Discretes - TD	(29,557)		(2,161)	(1,240)		(1,240)	551		(501)	(12,677)	(13,529)
Total Temporary Differences - TD	(31,427)		(7,955)	(20,580)		(20,580)	(14,268)		10,387	23,623	(22,634)
Total Tax Losses	231,152		92,277	3,499		3,499	(651)		107,589	15,027	13,410
Total Tax Credits Carryforward	429,116		30,422	75,963		75,963	54,531		83,505	115,753	68,942
Total Equity	8,199		5,836	4,703		4,703	(2,749)		(8,857)	295	8,971
Valuation Allowance Total	75,009		17,624	(3,765)		(3,765)	(863)		22,698	26,832	12,484
Total Deferred Local	(27,650)		449	(28,154)		397	(28,551)		(365)	420	
Total Deferred Tax with Local	684,399		449	138,204		397	31,269		36,000	214,958	420
				31,666		31,269	36,000		214,958	420	181,530
				81,172							

**TAX PROVISION BLUEPRINT**

Report Groups: TAX PROVISION BLUEPRINT SOLUTION, Overview of Rates / RTP Years / Nat. Process / LNB, Metadata Review, FX Currency Rates, Calc Status, Tax Provision Overview Reports, Group Filings Analysis, Trend Reports, Consolidating Reports, Tax Reviewer - Actual Reports (Actual Scenario only), Tax Reviewer - Forecast Reports, National Benefit Analysis, Reports, 50a <G> ETR Consolidating, 51a <G> ETR Summary Consolidating, 52a <G> ETR Rate Rec Consolidating, 60a <G> Taxable Income Consolidating, 61a <G> DTA / DTL Consolidating (National only), 61a1 <G> DTA / DTL Consolidating (All JD's), 62a <G> Tax Accounts Consolidating

Scenario: Entity (Parents): Alpha Sort: Year: Time Period: View: Currency: Show Curr Code: Data Decimal Places: Refresh Data

Entity: TXP\_Actual, TXP\_US\_Total, 2021, Dec (M12), YTD, Local, No, No Decimals

**61a1 DTA / DTL Consolidating (All JD's)**

	Total US	US 105 Entity	US 102 Entity	Total Legal Entity A	US 101 Entity	US 107 Entity	US 108 Entity	US 104 Entity	US 117 Entity	US 118 Entity	US 120 Entity
	TXP_Actual	TXP_Actual	TXP_Actual	TXP_Actual	TXP_Actual	TXP_Actual	TXP_Actual	TXP_Actual	TXP_Actual	TXP_Actual	TXP_Actual
	Dec 2021	Dec 2021	Dec 2021	Dec 2021	Dec 2021	Dec 2021	Dec 2021	Dec 2021	Dec 2021	Dec 2021	Dec 2021
	YTD	YTD	YTD	YTD	YTD	YTD	YTD	YTD	YTD	YTD	YTD
CALC STATUS	OK,MC										
Total Fixed and Intangible Assets - TD	16,583	(92)	4,080	(3,203)	647	(3,849)	(670)		4,879	1,451	4,515
Total Reserves and Accruals - TD	(18,947)	(722)	(8,460)	(15,298)	(2,110)	(13,188)	(5,279)		8,121	(683)	14,693
Total Compensation - TD	(1,043)	(1,214)	(1,415)	(6,141)	(1,275)	(4,865)	(8,871)		1,927	986	17,092
Total Temporary Differences - Non-Discretes - TD	(3,406)	(2,028)	(5,794)	(24,641)	(2,739)	(21,902)	(14,819)		14,927	1,754	36,300
Total Temporary Differences - Discretes - TD	(37,743)		75	(4,068)	(320)	(3,748)	551		(2,273)	(3,662)	(12,677)
Total Local Only Temporary Differences - TD	1,140			1,140		1,140					
Total Temporary Differences - TD	(40,009)		(1,952)	(7,955)		(7,569)	(3,058)		(24,510)	(14,268)	12,654
Total Tax Losses	233,056		92,277	5,404		5,404	(651)		107,589	15,027	13,410
Total Tax Credits Carryforward	554,705		30,422	201,552		201,552	54,531		83,505	115,753	68,942
Total Equity	8,353		5,836	4,857		4,857	(2,749)		(8,857)	295	8,971
Total Deferred Apportioned Tax	(12,229)			(12,229)		(12,229)					
Valuation Allowance Total	45,962		17,624	(32,812)		(32,812)	(863)		22,698	26,832	12,484
Total Deferred Local	(27,650)		449	(28,154)		397	(28,551)		(365)	420	
Total Deferred Tax with Local	762,188		(1,503)	138,204		111,048	(2,661)		113,709	36,000	217,225
				81,172							
				181,530							

**TAX PROVISION BLUEPRINT**

Report Groups: TAX PROVISION BLUEPRINT SOLUTION, Overview of Rates / RTP Years / Nat. Process / LNB, Metadata Review, FX Currency Rates, Calc Status, Tax Provision Overview Reports, Group Filings Analysis, Trend Reports, Consolidating Reports, Tax Reviewer - Actual Reports (Actual Scenario only), Tax Reviewer - Forecast Reports, National Benefit Analysis, Reports: 50a <G> ETR Consolidating, 51a <G> ETR Summary Consolidating, 52a <G> ETR Rate Rec Consolidating, 60a <G> Taxable Income Consolidating, 61a <G> DTA / DTL Consolidating (National only), 61a1 <G> DTA / DTL Consolidating (All ID's), 62a <G> Tax Accounts Consolidating

Scenario: Entity (Parents): Alpha Sort: Year: Time Period: View: Currency: Show Curt Code: Data Decimal Places: Refresh Data

Entity: TXP\_US\_Total | Year: 2021 | Time Period: Dec (M12) | View: YTD | Currency: Local | Show Curt Code: No | Data Decimal Places: No Decimals

**62a Tax Accounts Consolidating**

	Total US	US 105 Entity	US 102 Entity	Total Legal Entity A	US 101 Entity	US 107 Entity	US 108 Entity	US 104 Entity	US 117 Entity	US 118 Entity	US 120 Entity
	TXP_Actual	TXP_Actual	TXP_Actual	TXP_Actual	TXP_Actual	TXP_Actual	TXP_Actual	TXP_Actual	TXP_Actual	TXP_Actual	TXP_Actual
	Dec 2021	Dec 2021	Dec 2021	Dec 2021	Dec 2021	Dec 2021	Dec 2021	Dec 2021	Dec 2021	Dec 2021	Dec 2021
	YTD	YTD	YTD	YTD	YTD	YTD	YTD	YTD	YTD	YTD	YTD
<b>CALC STATUS</b>	OKMC										
<b>Income Statement</b>											
Current Tax Expense / (Benefit) - National	637,606	(2,404)	(58,302)	164,585	1,851	162,734	206,699	(35,210)	(5,014)	183,833	183,418
Current Tax Expense / (Benefit) - Local	148,293	22,571		39,341	(6,106)	45,447		28,104	58,277		
Withholding Tax Expense / (Benefit)	34,198		5,512	11,024		11,024	16,836	551		(3,858)	4,134
Deferred Tax Expense / (Benefit) - National	17,622	(565)	3,816	(19,640)	(431)	(19,209)	11,276	6,470	(537)	(7,616)	24,420
Deferred Tax Expense / (Benefit) - Local	142,018	2,496		133,238	3,293	129,945		3,819	2,466		
<b>Total Current Income Tax Expense</b>	<b>979,738</b>	<b>22,097</b>	<b>(48,974)</b>	<b>328,548</b>	<b>(1,393)</b>	<b>329,941</b>	<b>234,811</b>	<b>3,735</b>	<b>55,192</b>	<b>172,358</b>	<b>211,971</b>
<b>Balance Sheet</b>											
Noncurrent Asset(Liability)	762,492	(1,503)	138,204	111,353	(2,661)	114,014	36,000	217,225	(1,488)	181,530	81,172
Income Tax (Payable) - National	(809,924)	(34)	103,171	(237,248)	(1,253)	(235,995)	(256,823)	77,495	12,338	(264,309)	(244,513)
Income Tax Receivable - National	(12,300)	2,000	(2,000)	(4,800)	200	(5,000)	2,000	(4,000)	100	(2,200)	(3,400)
Income Tax (Payable) - Local	(148,554)	(34,556)		20,009	3,759	16,250		(38,116)	(95,890)		
Income Tax Receivable - Local	(1,831)	(410)		500	700	(200)		(1,270)	(651)		

## Tax Reviewer – Actual Reports (Actual Scenario Only)

We have attempted to create a group of reports that a “Tax Reviewer” user might be interested in.

These can be modified. Other types of tax user roles can be added. These reports are hard coded for the scenario to either TXP\_Actual or TXP\_ActualRTP.

**TAX PROVISION BLUEPRINT**

Report Groups: TAX PROVISION BLUEPRINT SOLUTION, Overview of Rates / RTP Years / Nat. Process / LNB, Metadata Review, FX Currency Rates, Calc Status, Tax Provision Overview Reports, Group Filings Analysis, Trend Reports, Consolidating Reports, Tax Reviewer - Actual Reports (Actual Scenario only), Tax Reviewer - Forecast Reports, National Benefit Analysis, Reports: 05c (Sch 02) <A> RTP - Nat Consolidating, 05d (Sch 02) <B> RTP - Local Consolidating, 10a (Sch 05) <C> Cur Provision - Monthly Trend, 10b (Sch 05) <C> Cur Provision - Yr over Yr, 10b1 (Sch 05) <C> Cur Provision - Nat or Local - Any Entity

Entity (Country Parents): Alpha Sort: Year: Time Period: View: Flow: Source: Jurisdiction Type: Currency: Show Curt Code: Data Decimal Places: Percent Decimal Places: Refresh Data

Entity: TXP\_US\_Total | Year: 2021 | Time Period: Dec (M12) | View: YTD | Flow: TXP\_RTPProvision - Return | Source: Source | Jurisdiction Type: TXP\_National | Currency: Local | Show Curt Code: No | Data Decimal Places: No Decimals | Percent Decimal Places: 2 Decimals

**Schedule 02 (05c) - Return to Provision - National Consolidating**

	US 101 Entity	US 102 Entity	US 104 Entity	US 105 Entity	US 107 Entity	US 108 Entity	US 117 Entity	US 118 Entity	US 120 Entity
	TXP_ActualRTP	TXP_ActualRTP	TXP_ActualRTP	TXP_ActualRTP	TXP_ActualRTP	TXP_ActualRTP	TXP_ActualRTP	TXP_ActualRTP	TXP_ActualRTP
	Dec 2020	Dec 2020	Dec 2020	Dec 2020	Dec 2020	Dec 2020	Dec 2020	Dec 2020	Dec 2020
	YTD	YTD	YTD	YTD	YTD	YTD	YTD	YTD	YTD
<b>RTP Year (Set in Prior Form)</b>	2019	2019	2019	2019	2019	2019	2019	2019	2019
<b>Month that the RTP is Applied In</b>	1	9	2	3	4	10	5	9	11
TXP_ReturnRate - Return Tax Rate	TXP_Rate	21.00%	21.00%	21.00%	21.00%	21.00%	21.00%	21.00%	21.00%
TXP_CyRate - CY Tax Rate	TXP_Rate	19.00%	20.00%	19.00%	21.00%	20.00%	19.00%	22.00%	19.00%
<b>CALC STATUS</b>	OKMC	OKMC	OKMC	OKMC	OKMC	OKMC	OKMC	OKMC	OKMC
<b>TXP_PretaxIncome - Pretax Income</b>	TXP_Gross_Input	(390,000)	(500,000)	660,000	555,000		960,000	800,000	800,000
TXP_FTBA001 - Book Adjustments	TXP_Gross_Input	(10,000)	(10,000)	(19,000)	(25,000)		(30,000)	(40,000)	(40,000)
<b>Total Pretax Income Book Adjustments</b>	TXP_Gross_Input	(10,000)	(10,000)	(19,000)	(25,000)		(30,000)	(40,000)	(40,000)
<b>Total Adjusted Pretax Income</b>	TXP_Gross_Input	(400,000)	(510,000)	641,000	530,000		930,000	760,000	760,000
TXP_P00005 - Municipal Bond Interest Income - PD	TXP_Gross_Input	(5,000)	(26,000)				(65,100)	(70,000)	(15,000)
TXP_P00010 - Interest Cost to Carry Municipal Bonds - PD	TXP_Gross_Input	(7,000)	(10,000)				(10,500)	(11,000)	4,000

**TAX PROVISION BLUEPRINT**

Report Groups: TAX PROVISION BLUEPRINT SOLUTION, Overview of Rates / RTP Years / Nat. Process / LNB, Metadata Review, FX Currency Rates, Calc Status, Tax Provision Overview Reports, Group Filings Analysis, Trend Reports, Consolidating Reports, Tax Reviewer - Actual Reports (Actual Scenario only), Tax Reviewer - Forecast Reports, National Benefit Analysis, Reports: 05c (Sch 02) <A> RTP - Nat Consolidating, 05d (Sch 02) <B> RTP - Local Consolidating, 10a (Sch 05) <C> Cur Provision - Monthly Trend, 10b (Sch 05) <C> Cur Provision - Yr over Yr, 10b1 (Sch 05) <C> Cur Provision - Nat or Local - Any Entity, 10c (Sch 05) <D> Cur Provision - Nat Consolidating

Entity (All Base): Alpha Sort: Year: Time Period: View: Flow: Source: Jurisdiction Type: Currency: Show Curt Code: Data Decimal Places: Percent Decimal Places: Refresh Data

Entity: TXP\_US\_TOT | Year: 2021 | Time Period: Dec (M12) | View: YTD | Flow: TXP\_RTPProvision - Return | Source: Source | Jurisdiction Type: TXP\_Local | Currency: Local | Show Curt Code: No | Data Decimal Places: No Decimals | Percent Decimal Places: 2 Decimals

**Schedule 02 (05d) - Return to Provision - Local Consolidating**

	TXP_ActualRTP	TXP_ActualRTP	TXP_ActualRTP
	Dec 2020	Dec 2020	Dec 2019
	TXP_US_GA	TXP_US_IL	TXP_US_NV
	YTD	YTD	YTD
<b>RTP Year (Set in Prior Form)</b>	2019	2019	
<b>Month that the RTP is Applied In</b>	1	1	
TXP_ReturnRate - Apport Return Tax Rate	TXP_Apport		
TXP_ReturnRate - Return Tax Rate	TXP_Rate		
TXP_CyRate - Apport CY Tax rate	TXP_Apport		
TXP_CyRate - CY Tax Rate	TXP_Rate		
<b>CALC STATUS</b>	OKMC	OKMC	OKMC
<b>TXP_PretaxIncome - Pretax Income</b>	TXP_Gross_Input	1,640,000	160,000
TXP_FTBA001 - Book Adjustments	TXP_Gross_Input	(49,000)	(25,000)
<b>Total Pretax Income Book Adjustments</b>	TXP_Gross_Input	(49,000)	(25,000)
<b>Total Adjusted Pretax Income</b>	TXP_Gross_Input	1,591,000	135,000
TXP_P00005 - Municipal Bond Interest Income - PD	TXP_Gross_Input	(85,100)	(91,100)



**TAX PROVISION BLUEPRINT**

Report Groups: TAX PROVISION BLUEPRINT SOLUTION

Entity (Parents & Base): TXP\_Legal\_CTX | Alpha Sort: | Year: 2021 | Time Period: Dec (M12) | View: YTD | Source: | Jurisdiction Type: TXP\_Local | Currency: Local | Show Curr Code: No | Data Decimal Places: No Decimals | Refresh Data

Overview of Rates / RTP Years / Nat. Process / LNB

Metadata Review

FX Currency Rates

Calc Status

Tax Provision Overview Reports

Group Filings Analysis

Trend Reports

Consolidating Reports

Tax Reviewer - Actual Reports (Actual Scenario only)

Tax Reviewer - Forecast Reports

National Benefit Analysis

Reports

05c (Sch 02) <A> RTP - Nat Consolidating

05d (Sch 02) <B> RTP - Local Consolidating

10a (Sch 05) <C> Cur Provision - Monthly Trend

10b (Sch 05) <C> Cur Provision - Yr over Yr

10b1 (Sch 05) <C> Cur Provision - Nat or Local - Any Entry

**Schedule 05 (10a) - Current Provision - Monthly Trend for: TXP\_Legal\_CTX**

	TXP_Actual Dec 2020	TXP_Actual Jan 2021	TXP_Actual Feb 2021	TXP_Actual Mar 2021	TXP_Actual Apr 2021	TXP_Actual May 2021	TXP_Actual Jun 2021	TXP_Actual Jul 2021	TXP_Actual Aug 2021	TXP_Actual Sep 2021	TXP_Actual Oct 2021	TXP_Actual Nov 2021	TXP_Actual Dec 2021
<b>TXP_CyRate - Tax Rate</b>	YTD												
<b>CALC STATUS</b>	OK/MC	OK/MC	OK/MC	OK/MC	OK/MC	OK/MC	OK/MC	OK/MC	OK/MC	OK/MC	OK/MC	OK/MC	OK/MC
TXP_PreTaxIncome - Pretax Income	41,202,491	24,246,825	27,291,257	28,527,823	31,142,923	30,057,823	29,924,851	32,102,244	34,699,802	40,795,780	41,605,018		
TXP_PTBA001 - Book Adjustments	804,624	71	22,650	(446,080)	25,912	73,912	29,262	82,184	86,954	93,695	88,892		
<b>Total Pretax Income Book Adjustments</b>	<b>804,624</b>	<b>71</b>	<b>22,650</b>	<b>(446,080)</b>	<b>25,912</b>	<b>73,912</b>	<b>29,262</b>	<b>82,184</b>	<b>86,954</b>	<b>93,695</b>	<b>88,892</b>		
<b>Total Adjusted Pretax Income</b>	<b>42,007,115</b>	<b>24,246,896</b>	<b>27,313,907</b>	<b>28,078,834</b>	<b>31,168,834</b>	<b>30,131,834</b>	<b>29,964,113</b>	<b>33,184,428</b>	<b>34,786,756</b>	<b>40,889,476</b>	<b>41,693,910</b>		
TXP_PD0005 - Municipal Bond Interest Income - PD	(4,711,980)			(2,746,246)	(2,746,246)	(2,746,246)	(2,886,470)	(3,025,923)	(3,176,130)	(3,419,232)	(3,334,923)		
TXP_PD0010 - Interest Cost to Carry Municipal Bonds - PD	(1,232,881)			(617,450)	(617,450)	(617,450)	(648,953)	(681,228)	(715,018)	(756,213)	(750,725)		
TXP_PD0015 - Subpart F Income - PD	609,714		21,000	376,202	407,702	409,202	393,234	442,283	459,759	477,361	491,909		
TXP_PD0020 - Section 78 Gross Up - PD	801,149			451,037	451,037	451,037	477,097	500,077	524,883	550,305	551,089		
TXP_PD0025 - Dividends Received Deduction 80% - PD	(300,753)			(157,009)	(157,009)	(157,009)	(162,909)	(170,836)	(179,328)	(203,896)	(188,314)		
TXP_PD0030 - Dividends Received Deduction 70% - PD	76,193			24,576	24,576	24,576	29,064	30,400	31,894	17,521	33,461		
TXP_PD0035 - Nondeductible Meals and Entertainment - PD	(2,160,093)			(1,243,033)	(1,243,033)	(1,243,033)	(1,313,191)	(1,376,519)	(1,444,816)	(1,524,511)	(1,516,982)		

**TAX PROVISION BLUEPRINT**

Report Groups: TAX PROVISION BLUEPRINT SOLUTION

Entity (Parents & Base): TXP\_Legal\_CTX | Alpha Sort: | Year: 2021 | Time Period: Dec (M12) | View: YTD | Source: | Jurisdiction Type: TXP\_Local | Currency: Local | Show Curr Code: No | Data Decimal Places: No Decimals | Refresh Data

Overview of Rates / RTP Years / Nat. Process / LNB

Metadata Review

FX Currency Rates

Calc Status

Tax Provision Overview Reports

Group Filings Analysis

Trend Reports

Consolidating Reports

Tax Reviewer - Actual Reports (Actual Scenario only)

Tax Reviewer - Forecast Reports

National Benefit Analysis

Reports

05c (Sch 02) <A> RTP - Nat Consolidating

05d (Sch 02) <B> RTP - Local Consolidating

10a (Sch 05) <C> Cur Provision - Monthly Trend

10b (Sch 05) <C> Cur Provision - Yr over Yr

10b1 (Sch 05) <C> Cur Provision - Nat or Local - Any Entry

10c (Sch 05) <D> Cur Provision - Nat Consolidating

**Schedule 05 (10b) - Current Provision - Year over Year for: TXP\_Legal\_CTX**

	TXP_Actual Dec 2021	TXP_Actual Dec 2020	Dec 2019	TXP_Actual Dec 2021	TXP_Actual Dec 2021	TXP_Actual Dec 2021	TXP_Actual Dec 2021	TXP_Actual Dec 2021	TXP_Actual Dec 2021
	YTD	YTD	YTD	YTD	YTD	YTD	YTD	YTD	YTD
<b>TXP_CyRate - Tax Rate</b>									
<b>CALC STATUS</b>	OK/MC	OK/MC	OK/MC						
TXP_PreTaxIncome - Pretax Income	37,285,733	41,202,491		(3,936,758)	(9.55%)	37,285,733	100.00%		
TXP_PTBA001 - Book Adjustments	36,602	804,624		(768,023)	(95.45%)	36,602	100.00%		
<b>Total Pretax Income Book Adjustments</b>	<b>36,602</b>	<b>804,624</b>		<b>(768,023)</b>	<b>(95.45%)</b>	<b>36,602</b>	<b>100.00%</b>		
<b>Total Adjusted Pretax Income</b>	<b>37,302,335</b>	<b>42,007,115</b>		<b>(4,704,780)</b>	<b>(11.20%)</b>	<b>37,302,335</b>	<b>100.00%</b>		
TXP_PD0005 - Municipal Bond Interest Income - PD	(3,599,089)	(4,711,980)		1,112,891	23.62%	(3,599,089)	100.00%		
TXP_PD0010 - Interest Cost to Carry Municipal Bonds - PD	(810,914)	(1,232,881)		422,887	34.30%	(810,914)	100.00%		
TXP_PD0015 - Subpart F Income - PD	490,471	609,714		(119,243)	(19.56%)	490,471	100.00%		
TXP_PD0020 - Section 78 Gross Up - PD	594,412	801,149		(206,736)	(25.78%)	594,412	100.00%		
TXP_PD0025 - Dividends Received Deduction 80% - PD	(203,314)	(300,753)		(2,561)	(1.28%)	(203,314)	100.00%		
TXP_PD0030 - Dividends Received Deduction 70% - PD	36,002	76,193		(40,191)	(52.75%)	36,002	100.00%		
TXP_PD0035 - Nondeductible Meals and Entertainment - PD	(1,636,910)	(2,160,093)		523,183	24.22%	(1,636,910)	100.00%		
TXP_PD0040 - Lobbying Expenses - PD	376,281	722,682		(346,401)	(47.93%)	376,281	100.00%		

**TAX PROVISION BLUEPRINT**

Report Groups: TAX PROVISION BLUEPRINT SOLUTION

Entity (Parents & Base): TXP\_Legal\_CTX | Alpha Sort: | Year: 2021 | Time Period: Dec (M12) | View: YTD | Source: | Jurisdiction Type: TXP\_Local | Currency: Local | Show Curr Code: No | Data Decimal Places: No Decimals | Refresh Data

Overview of Rates / RTP Years / Nat. Process / LNB

Metadata Review

FX Currency Rates

Calc Status

Tax Provision Overview Reports

Group Filings Analysis

Trend Reports

Consolidating Reports

Tax Reviewer - Actual Reports (Actual Scenario only)

Tax Reviewer - Forecast Reports

National Benefit Analysis

Reports

05c (Sch 02) <A> RTP - Nat Consolidating

05d (Sch 02) <B> RTP - Local Consolidating

10a (Sch 05) <C> Cur Provision - Monthly Trend

10b (Sch 05) <C> Cur Provision - Yr over Yr

10b1 (Sch 05) <C> Cur Provision - Nat or Local - Any Entry

10c (Sch 05) <D> Cur Provision - Nat Consolidating

10c1 (Sch 05) <D> Cur Provision - Nat Consolidating - by UD7

**Schedule 05 (10b1) - Current Provision - Nat or Local for: TXP\_Legal\_CTX**

	TXP_Actual Dec 2021	Total Tax Legal TXP_TotalID YTD
<b>TXP_CyRate - Tax Rate</b>		
<b>CALC STATUS</b>	OK/MC	
TXP_PreTaxIncome - Pretax Income	37,285,733	
TXP_PTBA001 - Book Adjustments	36,602	
<b>Total Pretax Income Book Adjustments</b>	<b>36,602</b>	
<b>Total Adjusted Pretax Income</b>	<b>37,302,335</b>	
TXP_PD0005 - Municipal Bond Interest Income - PD	(3,599,089)	
TXP_PD0010 - Interest Cost to Carry Municipal Bonds - PD	(810,914)	
TXP_PD0015 - Subpart F Income - PD	490,471	
TXP_PD0020 - Section 78 Gross Up - PD	594,412	
TXP_PD0025 - Dividends Received Deduction 80% - PD	(203,314)	
TXP_PD0030 - Dividends Received Deduction 70% - PD	36,002	
TXP_PD0035 - Nondeductible Meals and Entertainment - PD	(1,636,910)	

**TAX PROVISION BLUEPRINT**

Report Groups: TAX PROVISION BLUEPRINT SOLUTION

Entity (Parents & Base): TXP\_US\_Total | Alpha Sort: | Year: 2021 | Time Period: Dec (M12) | View: YTD | Source: | Jurisdiction Type: TXP\_National | Currency: Local | Show Curr Code: No | Data Decimal Places: No Decimals | Refresh Data

Overview of Rates / RTP Years / Nat. Process / LNB

Metadata Review

FX Currency Rates

Calc Status

Tax Provision Overview Reports

Group Filings Analysis

Trend Reports

Consolidating Reports

Tax Reviewer - Actual Reports (Actual Scenario only)

Tax Reviewer - Forecast Reports

National Benefit Analysis

Reports

05c (Sch 02) <A> RTP - Nat Consolidating

05d (Sch 02) <B> RTP - Local Consolidating

10a (Sch 05) <C> Cur Provision - Monthly Trend

10b (Sch 05) <C> Cur Provision - Yr over Yr

10b1 (Sch 05) <C> Cur Provision - Nat or Local - Any Entry

10c (Sch 05) <D> Cur Provision - Nat Consolidating

10c1 (Sch 05) <D> Cur Provision - Nat Consolidating - by UD7

10c2 (Sch 05) <D> Cur Provision - Local Consolidating - by UD7

**Schedule 05 (10c) - Current Provision - National Consolidating for: TXP\_US\_Total**

	TXP_US_Total Dec 2021	TXP_US_105 Dec 2021	TXP_US_102 Dec 2021	TXP_US_LegalEntityA Dec 2021	TXP_US_101 Dec 2021	TXP_US_107 Dec 2021	TXP_US_108 Dec 2021	TXP_US_104 Dec 2021	TXP_US_111 Dec 2021	TXP_US_120 Dec 2021
<b>TXP_CyRate - Tax Rate</b>										
<b>CALC STATUS</b>	OK/MC									
TXP_PreTaxIncome - Pretax Income	2,908,712	(275,591)		701,478	701,478	841,806	(162,849)		977,096	826,773
TXP_PTBA001 - Book Adjustments	23,677	(13,700)		20,044	20,044	10,523	(6,890)		(34,449)	48,228
<b>Total Pretax Income Book Adjustments</b>	<b>23,677</b>	<b>(13,700)</b>		<b>20,044</b>	<b>20,044</b>	<b>10,523</b>	<b>(6,890)</b>		<b>(34,449)</b>	<b>48,228</b>
<b>Total Adjusted Pretax Income</b>	<b>2,932,389</b>	<b>(289,371)</b>		<b>721,522</b>	<b>721,522</b>	<b>852,328</b>	<b>(169,739)</b>		<b>942,647</b>	<b>875,002</b>
TXP_PD0005 - Municipal Bond Interest Income - PD	(294,000)	(55,118)		(68,898)	(68,898)	(105,226)	(27,559)		(20,669)	(16,535)
TXP_PD0010 - Interest Cost to Carry Municipal Bonds - PD	(55,419)	(8,248)		(11,804)	(11,804)	(16,836)	(13,780)		(9,646)	4,134
TXP_PD0015 - Subpart F Income - PD	44,195	11,024		13,780	13,780	21,045	(5,312)		(2,756)	6,614
TXP_PD0020 - Section 78 Gross Up - PD	41,489	6,890		5,512	5,512	8,418	6,890		6,890	6,890
TXP_PD0025 - Dividends Received Deduction 80% - PD	(18,966)	(6,890)		(8,248)	(8,248)	(12,627)	(4,134)		16,535	(3,583)
TXP_PD0030 - Dividends Received Deduction 70% - PD	(4,009)	(551)		(5,512)	(5,512)	(8,418)	(551)		5,512	5,512
TXP_PD0035 - Nondeductible Meals and Entertainment - PD	(117,652)	(13,700)		(19,291)	(19,291)	(29,463)	(13,780)		(13,780)	(27,559)
TXP_PD0040 - Lobbying Expenses - PD	26,398	5,512		5,512	5,512	8,418	2,067		2,067	4,823
TXP_PD0001 - Disor - Permanent Difference 1 - Discrete - PD	(26,377)	(8,248)		(8,789)	(8,789)	(25,054)	6,890		(37,581)	
TXP_PD0040 - Disor - Lobbying Expenses - Discrete - PD	(26,377)									
Total Permanent Differences	(93,117)	(67,445)		(96,918)	(96,918)	(158,743)	(48,449)		(53,473)	(76,470)
Total Taxable Income Before Taxes	3,230,722	(296,845)		624,604	624,604	853,586	(169,888)		889,335	798,532



**TAX PROVISION BLUEPRINT**

Report Groups: TAX PROVISION BLUEPRINT SOLUTION

Entity (Country & Base): TYP\_Legal\_CTX Alpha Sort: TYP\_TaxRateLocal Year: 2021 Time Period: Dec (M12) View: YTD Source: Source Jurisdiction Type: TYP\_Nonlocal Currency: Local Show Chart Codes: No Data Decimal Places: No Decimals Refresh Data

Overview of Rates / RTP Years / Nat. Process / LNB

Metadata Review

FX Currency Rates

Calc Status

Tax Provision Overview Reports

Group Filings Analysis

Trend Reports

Consolidating Reports

Tax Reviewer - Actual Reports (Actual Scenario only)

Tax Reviewer - Forecast Reports

National Benefit Analysis

Reports

05c (Sch 02) <A> RTP - Nat Consolidating

05d (Sch 02) <B> RTP - Local Consolidating

10a (Sch 05) <C> Cur Provision - Monthly Trend

10b (Sch 05) <C> Cur Provision - Yr over Yr

10c1 (Sch 05) <C> Cur Provision - Nat or Local - Any Entity

10c (Sch 05) <C> Cur Provision - Nat Consolidating - by UD7

10d (Sch 05) <C> Cur Provision - Local Consolidating - by UD1

10d1 (Sch 05) <D> Cur Provision - Local Consolidating - by Entity

10d2 (Sch 05) <E> Cur Provision - Local Consolidating - by UD7

**Schedule 05 (10c1) - Current Provision - National Consolidating by UD7 for: TYP\_Legal\_CTX**

TXP_Entity	TXP_Actual Dec 2021	TXP_Actual Dec 2021	TXP_Actual Dec 2021	TXP_Actual Dec 2021	TXP_CA_101	TXP_CA_102	TXP_CA_103	TXP_CA_107	TXP_CA_108	TXP_CA_110	TXP_CA_114	TXP_CA_115	TXP_Luxemb
YTD	YTD	YTD	YTD	YTD	YTD	YTD	YTD	YTD	YTD	YTD	YTD	YTD	YTD
<b>OK/MC</b>													
TXP_PreTaxIncome - Pretax Income	5,938,168	5,938,168	(1,278,697)	336,403	206,778	(103,389)	155,083	(77,542)	52,083	168,007	51,694	(116,313)	8
TXP_PTBA001 - Book Adjustments	13,043	13,043	7,550	23,263	5,169	(103,389)	(7,540)	(25,847)	(5,169)	25,847	25,847	15,508	6
<b>Total Pretax Income Book Adjustments</b>	<b>13,043</b>	<b>13,043</b>	<b>7,550</b>	<b>23,263</b>	<b>5,169</b>	<b>(103,389)</b>	<b>(7,540)</b>	<b>(25,847)</b>	<b>(5,169)</b>	<b>25,847</b>	<b>25,847</b>	<b>15,508</b>	<b>6</b>
<b>Total Adjusted Pretax Income</b>	<b>5,951,211</b>	<b>5,951,211</b>	<b>(1,271,147)</b>	<b>359,665</b>	<b>211,947</b>	<b>(113,728)</b>	<b>147,329</b>	<b>(103,389)</b>	<b>46,913</b>	<b>193,854</b>	<b>77,542</b>	<b>(100,804)</b>	<b>6</b>
TXP_PD0005 - Municipal Bond Interest Income - PD	(458,610)	(458,610)	16,177	(8,637)	(7,632)	(5,221)	(5,743)	3,133	(2,611)	(10,965)	(2,611)	(6,788)	1
TXP_PD0010 - Interest Cost to Carry Municipal Bonds - PD	(112,137)	(112,137)	33,305	(21,407)	(5,221)	2,611	(1,044)	1,566	(7,310)	(5,221)	(5,743)	(1,044)	1
TXP_PD0015 - Subpart F Income - PD	66,622	66,622											
TXP_PD0020 - Section 78 Gross Up - PD	71,170	71,170											
TXP_PD0025 - Dividends Received Deduction 80% - PD	(28,100)	(28,100)											
TXP_PD0030 - Dividends Received Deduction 70% - PD	4,181	4,181											
TXP_PD0035 - Nondeductible Meals and Entertainment - PD	(161,312)	(161,312)	(43,953)										
TXP_PD0040 - Lobbying Expenses - PD	46,939	46,939											
TXP_PD0001_Discr - Permanent Difference 1 - Discrete - PD	66,801	66,801	(130,428)	39,681	41,770	(6,265)	(10,442)	8,354	1,044	(7,310)	18,796	(6,265)	
TXP_PD0040_Discr - Lobbying Expenses - Discrete - PD	(56,371)	(56,371)											
<b>Total Permanent Differences</b>	<b>(560,817)</b>	<b>(560,817)</b>	<b>(124,899)</b>	<b>(30,363)</b>	<b>28,717</b>	<b>(8,876)</b>	<b>(17,230)</b>	<b>13,053</b>	<b>(8,876)</b>	<b>(23,496)</b>	<b>10,442</b>	<b>(14,097)</b>	
<b>Total Taxable Income Before Temp</b>	<b>5,390,394</b>	<b>5,390,394</b>	<b>(1,396,046)</b>	<b>329,302</b>	<b>246,664</b>	<b>(122,604)</b>	<b>130,099</b>	<b>(96,336)</b>	<b>38,037</b>	<b>170,359</b>	<b>87,864</b>	<b>(114,902)</b>	<b>9</b>

**Dashboard - Tax Provision Blueprint**

Report Groups: TAX PROVISION BLUEPRINT SOLUTION

Entity (Country & Base): TYP\_US\_Tax Alpha Sort: 2021 Year: 2021 Time Period: Dec (M12) View: YTD Source: Source Jurisdiction Type: TYP\_Local Currency: Local Show Chart Codes: No Data Decimal Places: No Decimals Refresh Data

Overview of Rates / RTP Years / Nat. Process / LNB

Metadata Review

FX Currency Rates

Calc Status

Tax Provision Overview Reports

Group Filings Analysis

Trend Reports

Consolidating Reports

Tax Reviewer - Actual Reports (Actual Scenario only)

Tax Reviewer - Forecast Reports

National Benefit Analysis

Reports

05c (Sch 02) <A> RTP - Nat Consolidating

05d (Sch 02) <B> RTP - Local Consolidating

10a (Sch 05) <C> Cur Provision - Monthly Trend

10b (Sch 05) <C> Cur Provision - Yr over Yr

10c1 (Sch 05) <C> Cur Provision - Nat or Local - Any Entity

10c (Sch 05) <C> Cur Provision - Nat Consolidating - by UD7

10d (Sch 05) <C> Cur Provision - Local Consolidating - by UD1

10d1 (Sch 05) <D> Cur Provision - Local Consolidating - by Entity

10d2 (Sch 05) <E> Cur Provision - Local Consolidating - by UD7

**Schedule 05 (10d) - Current Provision - Local Consolidating - By UD1 for: TYP\_US\_Total**

TXP_US_Total	TXP_US_AL	TXP_US_CA	TXP_US_DE	TXP_US_GA	TXP_US_IL	TXP_US_MV
TXP_Actual Dec 2021	TXP_Actual Dec 2021	TXP_Actual Dec 2021	TXP_Actual Dec 2021	TXP_Actual Dec 2021	TXP_Actual Dec 2021	TXP_Actual Dec 2021
<b>OK/MC</b>						
TXP_PreTaxIncome - Pretax Income	14,107,679	1,230,138	2,207,234	2,645,675	3,184,303	1,931,616
TXP_PTBA001 - Book Adjustments	185,276	38,082	3,633	24,302	37,457	58,128
<b>Total Pretax Income Book Adjustments</b>	<b>185,276</b>	<b>38,082</b>	<b>3,633</b>	<b>24,302</b>	<b>37,457</b>	<b>58,128</b>
<b>Total Adjusted Pretax Income</b>	<b>14,292,955</b>	<b>1,268,220</b>	<b>2,210,867</b>	<b>2,669,977</b>	<b>3,221,760</b>	<b>1,989,744</b>
TXP_PD0005 - Municipal Bond Interest Income - PD	(1,378,290)	(204,430)	(225,108)	(142,430)	(238,087)	(273,336)
TXP_PD0010 - Interest Cost to Carry Municipal Bonds - PD	(249,836)	(34,750)	(44,395)	(22,348)	(47,151)	(45,773)
TXP_PD0015 - Subpart F Income - PD	212,806	33,171	30,415	24,903	33,171	46,951
TXP_PD0020 - Section 78 Gross Up - PD	197,949	29,687	35,977	22,198	34,599	34,599
TXP_PD0025 - Dividends Received Deduction 80% - PD	(104,148)	(27,233)	(10,698)	326	(12,078)	(35,501)
TXP_PD0030 - Dividends Received Deduction 70% - PD	(16,886)	(4,009)	1,503	2,606	(3,457)	(9,520)
TXP_PD0035 - Nondeductible Meals and Entertainment - PD	(579,142)	(84,581)	(98,361)	(70,802)	(103,873)	(117,652)
TXP_PD0040 - Lobbying Expenses - PD	136,631	20,820	22,887	15,308	22,887	26,331
TXP_PD0001_Discr - Permanent Difference 1 - Discrete - PD	(317,550)	(24,427)	(62,008)	(62,634)	(64,513)	(33,198)
TXP_PD0040_Discr - Lobbying Expenses - Discrete - PD	(338,225)	(56,371)	(56,371)	(56,371)	(56,371)	(56,371)

**TAX PROVISION BLUEPRINT**

Report Groups: TAX PROVISION BLUEPRINT SOLUTION

Entity (Country & Base): TYP\_US\_Tax Alpha Sort: 2021 Year: 2021 Time Period: Dec (M12) View: YTD Source: Source Jurisdiction Type: TYP\_Local Currency: Local Show Chart Codes: No Data Decimal Places: No Decimals Refresh Data

Overview of Rates / RTP Years / Nat. Process / LNB

Metadata Review

FX Currency Rates

Calc Status

Tax Provision Overview Reports

Group Filings Analysis

Trend Reports

Consolidating Reports

Tax Reviewer - Actual Reports (Actual Scenario only)

Tax Reviewer - Forecast Reports

National Benefit Analysis

Reports

05c (Sch 02) <A> RTP - Nat Consolidating

05d (Sch 02) <B> RTP - Local Consolidating

10a (Sch 05) <C> Cur Provision - Monthly Trend

10b (Sch 05) <C> Cur Provision - Yr over Yr

10c1 (Sch 05) <C> Cur Provision - Nat or Local - Any Entity

10c (Sch 05) <C> Cur Provision - Nat Consolidating - by UD7

10d (Sch 05) <C> Cur Provision - Local Consolidating - by UD1

10d1 (Sch 05) <D> Cur Provision - Local Consolidating - by Entity

10d2 (Sch 05) <E> Cur Provision - Local Consolidating - by UD7

**Schedule 05 (10d1) - Current Provision - Local Consolidating - By Entity**

TXP_US_Total	TXP_US_105	TXP_US_101	TXP_US_107	TXP_US_104	TXP_US_117
TXP_Actual Dec 2021	TXP_Actual Dec 2021	TXP_Actual Dec 2021	TXP_Actual Dec 2021	TXP_Actual Dec 2021	TXP_Actual Dec 2021
<b>OK/MC</b>					
TXP_PreTaxIncome - Pretax Income	14,107,679	1,683,611	5,980,246	856,838	5,123,409
TXP_PTBA001 - Book Adjustments	185,276	21,045	129,407	(20,294)	149,700
<b>Total Pretax Income Book Adjustments</b>	<b>185,276</b>	<b>21,045</b>	<b>129,407</b>	<b>(20,294)</b>	<b>149,700</b>
<b>Total Adjusted Pretax Income</b>	<b>14,292,955</b>	<b>1,704,656</b>	<b>6,109,653</b>	<b>836,544</b>	<b>5,273,109</b>
TXP_PD0005 - Municipal Bond Interest Income - PD	(1,378,290)	(210,451)	(735,452)	(375,806)	(359,646)
TXP_PD0010 - Interest Cost to Carry Municipal Bonds - PD	(249,836)	(33,672)	(110,838)	(58,475)	(52,362)
TXP_PD0015 - Subpart F Income - PD	212,806	42,090	139,098	75,161	69,937
TXP_PD0020 - Section 78 Gross Up - PD	197,949	16,836	95,379	37,505	37,774
TXP_PD0025 - Dividends Received Deduction 80% - PD	(104,148)	(25,234)	(75,963)	(45,023)	(30,318)
TXP_PD0030 - Dividends Received Deduction 70% - PD	(16,886)	(16,836)	(14,080)	(18,490)	(4,505)
TXP_PD0035 - Nondeductible Meals and Entertainment - PD	(579,142)	(58,936)	(282,155)	(100,295)	(181,890)
TXP_PD0040 - Lobbying Expenses - PD	136,631	16,836	74,021	33,372	40,650
TXP_PD0001_Discr - Permanent Difference 1 - Discrete - PD	(317,550)	(20,107)	(132,158)	(88,888)	(83,261)
TXP_PD0040_Discr - Lobbying Expenses - Discrete - PD	(338,225)	(56,371)	(169,113)	(169,113)	(56,371)

**TAX PROVISION BLUEPRINT**

Report Groups: TAX PROVISION BLUEPRINT SOLUTION

Entity/Country & Level: TYP\_US\_Totals

Year: 2021

Time Period: Dec (2021)

View: YTD

UOZ Data Type: TYP\_Gross/Total

Flow Based on the UOZ Data Type: TYP\_Gross/Total

Alpha Sort: Source

Source: TYP\_Local

Jurisdiction Type: Local

Currency: Local

Show Curt Code: No

Data Decimal Places: No Decimals

Refresh Data

**Schedule 05 (00Z) - Current Provision - Local Consolidating for: TYP\_US\_Totals - By UOZ**

TXP_GFEntities	TXP_US_Totals	TXP_US_102	TXP_US_104	TXP_US_107	TXP_US_108	TXP_US_118	TXP_US_120	
TXP_Actual	TXP_Actual	TXP_Actual	TXP_Actual	TXP_Actual	TXP_Actual	TXP_Actual	TXP_Actual	
Dec 2021	Dec 2021	Dec 2021	Dec 2021	Dec 2021	Dec 2021	Dec 2021	Dec 2021	
YTD	YTD	YTD	YTD	YTD	YTD	YTD	YTD	
<b>CALC STATUS</b>								
<b>OK/MC</b>								
TXP_P0005 - Pretax Income	14,107,679	14,107,679	(1,102,364)	(814,248)	2,104,433	5,050,833	3,908,383	4,960,640
TXP_PTBA001 - Book Adjustments	185,276	185,276	(5,118)	(34,449)	60,133	63,135	(137,796)	289,371
<b>Total Pretax Income Book Adjustments</b>	<b>185,276</b>	<b>185,276</b>	<b>(5,118)</b>	<b>(34,449)</b>	<b>60,133</b>	<b>63,135</b>	<b>(137,796)</b>	<b>289,371</b>
<b>Total Adjusted Pretax Income</b>	<b>14,292,955</b>	<b>14,292,955</b>	<b>(1,157,482)</b>	<b>(848,695)</b>	<b>2,164,566</b>	<b>5,113,969</b>	<b>3,770,587</b>	<b>5,250,011</b>
TXP_P0005 - Municipal Bond Interest Income - PD	(3,378,206)	(3,378,206)	(220,473)	(137,796)	(206,693)	(631,354)	(82,677)	(99,213)
TXP_P00010 - Interest Cost to Carry Municipal Bonds - PD	(249,836)	(249,836)	(3,071)	(68,898)	(33,071)	(101,017)	(38,583)	24,803
TXP_P00015 - Subpart F Income - PD	212,806	212,806	44,095	(27,559)	41,339	126,271	(11,024)	39,665
TXP_P00020 - Section 78 Gross Up - PD	197,949	197,949	27,559	34,449	16,535	50,508	27,559	41,339
TXP_P00025 - Dividends Received Deduction 60% - PD	(104,548)	(104,548)	(27,559)	(20,669)	(24,803)	(75,762)	86,142	(21,496)
TXP_P0030 - Dividends Received Deduction 70% - PD	(16,880)	(16,880)	(2,205)	(2,756)	(18,533)	(50,508)	22,847	33,071
TXP_P0035 - Nondeductible Meals and Entertainment - PD	(579,142)	(579,142)	(5,118)	(68,898)	(57,874)	(176,779)	(5,118)	(165,355)
TXP_P0040 - Lobbying Expenses - PD	136,631	136,631	22,047	10,335	16,535	50,508	8,268	28,937
TXP_P00001,Discr - Permanent Difference 1 - Discrete - PD	(317,556)	(317,556)	(25,054)	34,449	(26,709)	(150,322)	(150,322)	(338,225)
TXP_P00040,Discr - Lobbying Expenses - Discrete - PD	(338,225)	(338,225)						(338,225)
TXP_P00001,Discr - Local Permanent Differences 1 - PD	279	279	(2,368)		8,565			(5,918)

**TAX PROVISION BLUEPRINT**

Report Groups: TAX PROVISION BLUEPRINT SOLUTION

Entity/Country & Level: TYP\_US\_Totals

Year: 2021

Time Period: Dec (2021)

View: YTD

UOZ Data Type: TYP\_Gross/Total

Flow Based on the UOZ Data Type: TYP\_Gross/Total

Alpha Sort: Source

Source: TYP\_National

Jurisdiction Type: Local

Currency: Local

Show Curt Code: No

Data Decimal Places: No Decimals

Refresh Data

**Schedule 06 (20Z) - Deferred Tax - National Consolidating for: TYP\_US\_Totals**

TXP_US_Totals	TXP_US_105	TXP_US_102	TXP_US_104	TXP_US_107	TXP_US_108	TXP_US_118	TXP_US_120	
TXP_Actual	TXP_Actual	TXP_Actual	TXP_Actual	TXP_Actual	TXP_Actual	TXP_Actual	TXP_Actual	
Dec 2021	Dec 2021	Dec 2021	Dec 2021	Dec 2021	Dec 2021	Dec 2021	Dec 2021	
YTD	YTD	YTD	YTD	YTD	YTD	YTD	YTD	
<b>CALC STATUS</b>								
<b>OK/MC</b>								
TXP_T0005 - Tax Depreciation - TD	20,381		1,378		1,378	3,157	689	6,890
TXP_T0010 - Book Depreciation - TD								
TXP_T0015 - Tax Gain / Loss on Sale of Assets - TD	37,418		6,890		6,890	15,784	965	10,325
TXP_T0020 - Book Gain / Loss on Sale of Assets - TD								
TXP_T0025 - Bad Debt Reserve - TD	33,134		8,268		8,268	18,941	3,032	(5,583)
TXP_T0030 - Legal Fee Reserve - TD	(16,711)		(3,445)		(3,445)	(7,892)	(3,445)	4,961
TXP_T0035 - Contingency Reserve - TD	(34,825)		(4,134)		(4,134)	(9,470)	(4,547)	(7,992)
TXP_T0040 - Accrued Incentive Compensation - TD	(48,009)		609		(16,335)	(16,335)	(7,881)	758
TXP_T0045 - Deferred Compensation - TD	(8,800)		(5,512)		(5,512)	(12,627)	(5,512)	(4,134)
TXP_T0050 - Long Term Incentive Plan - TD	(21,734)		(4,134)		(4,134)	(6,470)	(3,858)	3,720
TXP_T0001,Discr - Temporary Difference 1 - Discrete - TD	(32,570)							(32,570)

**TAX PROVISION BLUEPRINT**

Report Groups: TAX PROVISION BLUEPRINT SOLUTION

Entity/Country & Level: TYP\_US\_Totals

Year: 2021

Time Period: Dec (2021)

View: YTD

UOZ Data Type: TYP\_Gross/Total

Flow Based on the UOZ Data Type: TYP\_Gross/Total

Alpha Sort: Source

Source: TYP\_National

Jurisdiction Type: Local

Currency: Local

Show Curt Code: No

Data Decimal Places: No Decimals

Refresh Data

**Schedule 06 (20C1) - Deferred Tax - National Consolidating - By UOZ for: TYP\_US\_Totals**

TXP_GFEntities	TXP_US_Totals	TXP_US_102	TXP_US_104	TXP_US_107	TXP_US_108	TXP_US_118	TXP_US_120
TXP_Actual	TXP_Actual	TXP_Actual	TXP_Actual	TXP_Actual	TXP_Actual	TXP_Actual	TXP_Actual
Dec 2021	Dec 2021	Dec 2021	Dec 2021	Dec 2021	Dec 2021	Dec 2021	Dec 2021
YTD	YTD	YTD	YTD	YTD	YTD	YTD	YTD
<b>CALC STATUS</b>							
<b>OK/MC</b>							
TXP_T0005 - Tax Depreciation - TD	31,246		8,219				
TXP_T0010 - Book Depreciation - TD							
TXP_T0015 - Tax Gain / Loss on Sale of Assets - TD	49,508		49,508				
TXP_T0020 - Book Gain / Loss on Sale of Assets - TD							
TXP_T0025 - Bad Debt Reserve - TD	41,497		41,497				
TXP_T0030 - Legal Fee Reserve - TD	(12,582)		(12,582)		(1,406)	9,920	(2,611)
TXP_T0035 - Contingency Reserve - TD	(60,877)		(60,877)				
TXP_T0040 - Accrued Incentive Compensation - TD	(4,167)		(4,167)		(50,519)	49,080	(7,310)
TXP_T0045 - Deferred Compensation - TD	(58,756)		(58,756)				
TXP_T0050 - Long Term Incentive Plan - TD	(26,959)		(26,959)				
TXP_T0001,Discr - Temporary Difference 1 - Discrete - TD	(32,570)		(32,570)				
TXP_T0040,Discr - Accrued Incentive Compensation - Discrete - TD	(15,514)		(15,514)		(30,183)	25,062	(8,265)
<b>Total Temporary Differences - TD</b>	<b>(88,373)</b>		<b>(88,373)</b>		<b>(73,888)</b>	<b>84,062</b>	<b>(16,186)</b>

**TAX PROVISION BLUEPRINT**

Report Groups: TAX PROVISION BLUEPRINT SOLUTION

Entity/Country & Level: TYP\_US\_Totals

Year: 2021

Time Period: Dec (2021)

View: YTD

UOZ Data Type: TYP\_Gross/Total

Flow Based on the UOZ Data Type: TYP\_Gross/Total

Alpha Sort: Source

Source: TYP\_National

Jurisdiction Type: Local

Currency: Local

Show Curt Code: No

Data Decimal Places: No Decimals

Refresh Data

**Schedule 06 (20D) - Deferred Tax - Local Consolidating - By UOZ for: TYP\_US\_Totals**

TXP_US_Totals	TXP_US_AL	TXP_US_CA	TXP_US_DE	TXP_US_GA	TXP_US_IL	TXP_US_NV
TXP_Actual	TXP_Actual	TXP_Actual	TXP_Actual	TXP_Actual	TXP_Actual	TXP_Actual
Dec 2021	Dec 2021	Dec 2021	Dec 2021	Dec 2021	Dec 2021	Dec 2021
YTD	YTD	YTD	YTD	YTD	YTD	YTD
<b>CALC STATUS</b>						
<b>OK/MC</b>						
TXP_T0005 - Tax Depreciation - TD	100,929	12,113	19,003	16,936	19,003	20,381
TXP_T0010 - Book Depreciation - TD						
TXP_T0015 - Tax Gain / Loss on Sale of Assets - TD	168,424	20,193	30,528	22,674	30,528	27,083
TXP_T0020 - Book Gain / Loss on Sale of Assets - TD						
TXP_T0025 - Bad Debt Reserve - TD	161,597	28,449	24,866	13,567	24,866	36,716
TXP_T0030 - Legal Fee Reserve - TD	(72,706)	(8,211)	(13,266)	(8,376)	(13,266)	(16,711)
TXP_T0035 - Contingency Reserve - TD	(174,637)	(26,144)	(30,691)	(22,010)	(30,691)	(34,825)
TXP_T0040 - Accrued Incentive Compensation - TD	(258,498)	(40,430)	(31,474)	(32,921)	(48,698)	(56,968)
TXP_T0045 - Deferred Compensation - TD	(188,755)	(27,785)	(33,296)	(22,273)	(33,296)	(38,808)
TXP_T0050 - Long Term Incentive Plan - TD	(88,161)	(13,742)	(17,603)	(9,658)	(17,603)	(21,734)
TXP_T0001,Discr - Temporary Difference 1 - Discrete - TD	(195,419)	(32,570)	(32,570)	(32,570)	(32,570)	(32,570)
TXP_T0040,Discr - Accrued Incentive Compensation - Discrete - TD	(32,570)	8,769	(5,011)	(5,011)	(13,153)	(2,505)
TXP_T0001,Discr - Local Temporary Difference 1 - TD	(39,460)				(13,899)	(20,833)

**TAX PROVISION BLUEPRINT**

Report Groups: TAX PROVISION BLUEPRINT SOLUTION

Entity (Parent): TXP\_US\_Totals | Alpha Sort: TXP\_US\_Totals | Jurisdiction (US): 2021 | Time Period: Dec (M12) | View: YTD | USD Data Type: TXP\_Gross\_Input - Gross Input | Filter (Based on the USD Data Type): TXP\_CY\_Income - Provision | Source: TXP\_Local | Currency: Local | Show Cur Code: No | Data Decimal Places: No Decimals

**Schedule 06 (20d1) - Deferred Tax - Local Consolidating - By Entity**

	TXP_US_Total	TXP_US_105	TXP_US_LegalEntityA	TXP_US_101	TXP_US_107	TXP_US_104	TXP_US_117
TXP_TotalLocal	TXP_TotalLocal	TXP_TotalLocal	TXP_TotalLocal	TXP_TotalLocal	TXP_TotalLocal	TXP_TotalLocal	TXP_TotalLocal
TXP_GFEntities	TXP_GFEntities	TXP_GFEntities	TXP_GFEntities	TXP_GFEntities	TXP_GFEntities	TXP_GFEntities	TXP_GFEntities
TXP_Actual	TXP_Actual	TXP_Actual	TXP_Actual	TXP_Actual	TXP_Actual	TXP_Actual	TXP_Actual
Dec 2021	Dec 2021	Dec 2021	Dec 2021	Dec 2021	Dec 2021	Dec 2021	Dec 2021
YTD	YTD	YTD	YTD	YTD	YTD	YTD	YTD
OKMC							
TXP_TD0005 - Tax Depreciation - TD	100,929	6,314	44,207	10,447	33,760	29,739	20,669
TXP_TD0010 - Book Depreciation - TD	-	-	-	-	-	-	-
TXP_TD0015 - Tax Gain / Loss on Sale of Assets - TD	168,424	31,568	80,761	52,237	28,524	52,650	3,445
TXP_TD0020 - Book Gain / Loss on Sale of Assets - TD	-	-	-	-	-	-	-
TXP_TD0025 - Bad Debt Reserve - TD	161,597	37,881	89,830	62,684	27,146	41,051	(7,165)
TXP_TD0030 - Legal Fee Reserve - TD	(72,706)	(15,784)	(31,906)	(26,119)	(5,787)	(31,493)	6,476
TXP_TD0035 - Contingency Reserve - TD	(174,637)	(18,941)	(80,949)	(31,342)	(49,606)	(54,216)	(20,532)
TXP_TD0040 - Accrued Incentive Compensation - TD	(258,498)	(75,763)	(124,887)	(73,696)	(51,191)	(58,814)	965
TXP_TD0045 - Deferred Compensation - TD	(188,753)	(25,254)	(87,282)	(41,790)	(45,473)	(62,459)	(13,780)
TXP_TD0050 - Long Term Incentive Plan - TD	(98,161)	(18,941)	(44,433)	(31,342)	(13,091)	(38,370)	3,583
TXP_TD0001_Discr - Temporary Difference 1 - Discrete - TD	(195,419)	-	(87,718)	-	(87,718)	(32,570)	(65,140)

**TAX PROVISION BLUEPRINT**

Report Groups: TAX PROVISION BLUEPRINT SOLUTION

Entity (Country & Level): TXP\_US\_Totals | Alpha Sort: TXP\_US\_Totals | Jurisdiction (US): 2021 | Time Period: Dec (M12) | View: YTD | USD Data Type: TXP\_Gross\_Input - Gross Input | Filter (Based on the USD Data Type): TXP\_CY\_Income - Provision | Source: TXP\_Local | Currency: Local | Show Cur Code: No | Data Decimal Places: No Decimals

**Schedule 06 (20d2) - Deferred Tax - Local Consolidating - By UD7 for: TXP\_US\_Total**

	TXP_US_Total	TXP_US_102	TXP_US_104	TXP_US_107	TXP_US_108	TXP_US_118	TXP_US_120
TXP_TotalLocal	TXP_TotalLocal	TXP_TotalLocal	TXP_TotalLocal	TXP_TotalLocal	TXP_TotalLocal	TXP_TotalLocal	TXP_TotalLocal
TXP_Actual	TXP_Actual	TXP_Actual	TXP_Actual	TXP_Actual	TXP_Actual	TXP_Actual	TXP_Actual
Dec 2021	Dec 2021	Dec 2021	Dec 2021	Dec 2021	Dec 2021	Dec 2021	Dec 2021
YTD	YTD	YTD	YTD	YTD	YTD	YTD	YTD
OKMC							
TXP_TD0005 - Tax Depreciation - TD	100,929	100,929	5,512	3,445	4,134	18,941	27,559
TXP_TD0010 - Book Depreciation - TD	-	-	-	-	-	-	-
TXP_TD0015 - Tax Gain / Loss on Sale of Assets - TD	168,424	168,424	27,559	4,823	20,669	94,703	41,339
TXP_TD0020 - Book Gain / Loss on Sale of Assets - TD	-	-	-	-	-	-	-
TXP_TD0025 - Bad Debt Reserve - TD	161,597	161,597	33,071	15,158	24,803	113,644	(14,331)
TXP_TD0030 - Legal Fee Reserve - TD	(72,706)	(72,706)	(13,780)	(17,224)	(10,335)	(47,352)	(13,780)
TXP_TD0035 - Contingency Reserve - TD	(174,637)	(174,637)	(16,535)	(22,736)	(12,402)	(56,822)	(18,189)
TXP_TD0040 - Accrued Incentive Compensation - TD	(258,498)	(258,498)	2,756	3,789	(49,606)	(227,288)	35,827
TXP_TD0045 - Deferred Compensation - TD	(188,753)	(188,753)	(22,047)	(27,559)	(16,535)	(75,762)	(22,047)
TXP_TD0050 - Long Term Incentive Plan - TD	(98,161)	(98,161)	(16,535)	(19,291)	(12,402)	(56,822)	(15,433)
TXP_TD0001_Discr - Temporary Difference 1 - Discrete - TD	(195,419)	(195,419)	-	-	-	-	-
TXP_TD0040_Discr - Accrued Incentive Compensation - Discrete - TD	(33,196)	(33,196)	(12,527)	15,659	(33,823)	52,613	(55,118)
TXP_TD0001 - Local Temporary Difference 1 - TD	(39,460)	(39,460)	(2,841)	-	(38,039)	-	1,421

**TAX PROVISION BLUEPRINT**

Report Groups: TAX PROVISION BLUEPRINT SOLUTION

Entity (Parent & Base): TXP\_Legal\_Ctx | Alpha Sort: TXP\_TotalAD | Jurisdiction (US): TXP\_Canada\_Totals - Total Canada | USD Group Filter: TXP\_Canada\_Totals - Total Canada | 2021 | Time Period: Dec (M12) | View: YTD | Source: TXP\_National | Currency: Local | Show Cur Code: No | Data Decimal Places: No Decimals

**Schedule 06 (22a) - Deferred Tax - Nat - Gross - By Any Entity**

	Opening Balance	Opening Balance Adj.	Other Adj. Open 1 - Discrete	Other Adj. Open 2 - Discrete	Return True-Up (From Sch 2)	Total Adjusted Opening	Provision (From Sch 3)	Deferred Other 1
OKMC	OKMC	OKMC	OKMC	OKMC	OKMC	OKMC	OKMC	OKMC
TXP_TD0005 - Tax Depreciation - TD	39,896	(5,632)	-	-	-	39,896	(5,632)	3,655
TXP_TD0010 - Book Depreciation - TD	17,601	(17,601)	-	-	-	-	-	-
TXP_TD0015 - Tax Gain / Loss on Sale of Assets - TD	(19,009)	(19,009)	-	-	-	-	-	-
TXP_TD0020 - Book Gain / Loss on Sale of Assets - TD	3,158	3,158	-	-	-	3,158	3,158	-
TXP_TD0025 - Bad Debt Reserve - TD	1,273	1,273	-	-	-	1,273	1,273	-
TXP_TD0030 - Legal Fee Reserve - TD	5,476	(5,476)	-	-	-	-	-	-
TXP_TD0035 - Contingency Reserve - TD	5,085	(5,085)	-	-	-	-	-	-
TXP_TD0040 - Accrued Incentive Compensation - TD	54,760	(54,760)	-	-	-	-	-	-
TXP_TD0045 - Deferred Compensation - TD	60,548	(60,548)	-	-	-	-	-	-
TXP_TD0050 - Long Term Incentive Plan - TD	13,299	(13,299)	-	-	-	-	-	-
TXP_TD0001_Discr - Temporary Difference 1 - Discrete - TD	-	-	-	-	-	-	-	-
TXP_TD0040_Discr - Accrued Incentive Compensation - Discrete - TD	-	-	(12,531)	-	-	(12,531)	-	25,062
Total Temporary Differences - TD	209,182	(209,182)	(12,531)	-	-	13,875	210,526	84,062
TXP_TaxLossC10001	(6,258)	-	-	5,221	-	(1,037)	-	(1,037)
Total Tax Losses Current Year	(6,258)	-	-	5,221	-	(1,037)	-	(1,037)
TXP_TaxLossC10001 - Capital Loss (From Sch 3)	122,036	-	(77,310)	-	5,130	119,856	-	-

**TAX PROVISION BLUEPRINT**

Report Groups: TAX PROVISION BLUEPRINT SOLUTION

Entity (Parent & Base): TXP\_Legal\_Ctx | Alpha Sort: TXP\_TotalAD | Jurisdiction (US): TXP\_Canada\_Totals - Total Canada | USD Group Filter: TXP\_Canada\_Totals - Total Canada | 2021 | Time Period: Dec (M12) | View: YTD | Source: TXP\_National | Currency: Local | Show Cur Code: No | Data Decimal Places: No Decimals

**Schedule 06 (22b) - Deferred Tax - Nat - Tax - By Any Entity**

	Opening Balance	Opening Balance Adj.	Other Adj. Open 1 - Discrete	Other Adj. Open 2 - Discrete	Return True-Up	Total Adjusted Opening	Provision	Deferred Other 1	Deferred Other 2	Deferred Other 3
OKMC	OKMC	OKMC	OKMC	OKMC	OKMC	OKMC	OKMC	OKMC	OKMC	OKMC
TXP_TD0005 - Tax Depreciation - TD	7,181	(7,181)	-	-	-	-	-	-	-	-
TXP_TD0010 - Book Depreciation - TD	(1,014)	(1,014)	-	-	-	-	-	658	-	-
TXP_TD0015 - Tax Gain / Loss on Sale of Assets - TD	2,957	(2,957)	-	-	-	-	-	2,957	-	-
TXP_TD0020 - Book Gain / Loss on Sale of Assets - TD	(3,223)	(3,223)	-	-	-	-	-	(3,223)	-	(750)
TXP_TD0025 - Bad Debt Reserve - TD	5,539	5,539	-	-	-	5,539	5,539	5,539	-	-
TXP_TD0030 - Legal Fee Reserve - TD	962	(962)	-	-	-	-	-	2,327	1,449	(1,974)
TXP_TD0035 - Contingency Reserve - TD	649	(649)	-	-	-	-	-	(1,134)	(483)	178
TXP_TD0040 - Accrued Incentive Compensation - TD	8,253	(8,253)	-	-	-	-	-	9,190	8,307	-
TXP_TD0045 - Deferred Compensation - TD	8,209	(8,209)	-	-	-	-	-	8,209	8,209	-
TXP_TD0050 - Long Term Incentive Plan - TD	2,034	(2,034)	-	-	-	-	-	2,034	2,034	-
TXP_TD0001_Discr - Temporary Difference 1 - Discrete - TD	-	-	-	-	-	-	-	-	-	512
TXP_TD0040_Discr - Accrued Incentive Compensation - Discrete - TD	-	-	(2,256)	-	-	(2,256)	-	4,847	-	-
Total Temporary Differences - TD	31,548	(31,548)	(2,256)	-	-	2,296	31,588	14,603	(2,558)	(600)
TXP_TaxLossC10001	(735)	-	-	867	-	131	-	-	-	-
Total Tax Losses Current Year	(735)	-	-	867	-	131	-	-	-	-
TXP_TaxLossC10001 - Capital Loss (From Sch 3)	18,947	-	(1,044)	-	864	18,768	-	-	-	-

**TAX PROVISION BLUEPRINT**

Report Groups: TAX PROVISION BLUEPRINT SOLUTION

Entity (Parent & Base): TSP\_Legal\_CTR | Alpha Sort: TSP\_US\_Local - Total US - Local ID's | Jurisdiction: TSP\_US\_Local - Total US - Local ID's | UDT Group Filter: TSP\_US\_Local - Total - Group Fil... | Year: 2021 | Time Period: Dec (M12) | View: YTD | Source: | Jurisdiction Type: Local | Currency: | Show Chart Code: No | Data Decimal Places: No Decimals | Refresh Data

Overview of Rates / RTP Years / Nat. Process / LNB

Metadata Review

FX Currency Rates

Calc Status

Tax Provision Overview Reports

Group Filings Analysis

Trend Reports

Consolidating Reports

Tax Reviewer - Actual Reports (Actual Scenario only)

Tax Reviewer - Forecast Reports

National Benefit Analysis

Reports

20d (Sch 06) <E> Def Provision - Local Consolidating - by UDI

20d1 (Sch 06) <D> Def Provision - Local Consolidating - by Entity

20d2 (Sch 06) <E> Def Provision - Local Consolidating - by UDT

22a (Sch 06a) <C> Def Provision - Nat - Any Entity - Gross

22b (Sch 06b) <C> Def Provision - Nat - Any Entity - Tax

23a (Sch 06a) <C> Def Provision - Local - Any Entity - Gross

23b (Sch 06b) <C> Def Provision - Local - Any Entity - Tax

24b (Sch 06b) <C> Def Provision - Nat & Local - Any Entity - Tax

**Schedule 06a (23a) - Deferred Tax - Local - Gross - By Any Entity**

	Opening Balance	Opening Balance Adj.	Other Adj, Open 1 - Discrete	Other Adj, Open 2 - Discrete	Returns True-Up (from Sch 2)	Total Adjusted Opening	Provision (from Sch 5)	Deferred Other 1	Deferred Other 2
CALC STATUS	OKMC	OKMC	OKMC	OKMC	OKMC	OKMC	OKMC	OKMC	OKMC
TSP_TD0005 - Tax Depreciation - TD	(104,620)					(119,720)	100,929		(215,750)
TSP_TD0010 - Book Depreciation - TD	(2,590)	107,681				19,900			(26,862)
TSP_TD0015 - Tax Gain / Loss on Sale of Assets - TD	(170,060)					(54,990)		168,424	(94,590)
TSP_TD0020 - Book Gain / Loss on Sale of Assets - TD	375,645					300		375,945	193,558
TSP_TD0025 - Bad Debt Reserve - TD	(183,850)	(277,690)				(27,180)		(490,708)	161,597
TSP_TD0030 - Legal Fee Reserve - TD	77,600					(1,770)		75,830	(72,706)
TSP_TD0035 - Contingency Reserve - TD	177,710					4,590		182,300	(174,637)
TSP_TD0040 - Accrued Incentive Compensation - TD	253,735	223,993				630		478,358	(258,498)
TSP_TD0045 - Deferred Compensation - TD	(133,350)					22,460		(112,890)	(188,753)
TSP_TD0050 - Long Term Incentive Plan - TD	10,270					20,380		30,650	(98,161)
TSP_TD0001_Discr - Temporary Difference 1 - Discrete - TD			(112,742)					(112,742)	(195,419)
TSP_TD0040_Discr - Accrued Incentive Compensation - Discrete - TD			(80,796)	(53,239)				(134,037)	(33,196)
TSP_TD0001 - Local Temporary Difference 1 - TD		(580)	(21,545)					16,720	(5,405)
TSP_TD0002 - Local Temporary Difference 2 - TD		10,450						(1,830)	9,050
TSP_TD0003 - Local Temporary Difference 3 - TD		11,400						7,125	18,525

**TAX PROVISION BLUEPRINT**

Report Groups: TAX PROVISION BLUEPRINT SOLUTION

Entity (Parent & Base): TSP\_Legal\_CTR | Alpha Sort: TSP\_US\_Local - Total US - Local ID's | Jurisdiction: TSP\_US\_Local - Total US - Local ID's | UDT Group Filter: TSP\_US\_Local - Total - Group Fil... | Year: 2021 | Time Period: Dec (M12) | View: YTD | Source: | Jurisdiction Type: Local | Currency: | Show Chart Code: No | Data Decimal Places: No Decimals | Refresh Data

Overview of Rates / RTP Years / Nat. Process / LNB

Metadata Review

FX Currency Rates

Calc Status

Tax Provision Overview Reports

Group Filings Analysis

Trend Reports

Consolidating Reports

Tax Reviewer - Actual Reports (Actual Scenario only)

Tax Reviewer - Forecast Reports

National Benefit Analysis

Reports

20d (Sch 06) <E> Def Provision - Local Consolidating - by UDI

20d1 (Sch 06) <D> Def Provision - Local Consolidating - by Entity

20d2 (Sch 06) <E> Def Provision - Local Consolidating - by UDT

22a (Sch 06a) <C> Def Provision - Nat - Any Entity - Gross

22b (Sch 06b) <C> Def Provision - Nat - Any Entity - Tax

23a (Sch 06a) <C> Def Provision - Local - Any Entity - Gross

23b (Sch 06b) <C> Def Provision - Local - Any Entity - Tax

24b (Sch 06b) <C> Def Provision - Nat & Local - Any Entity - Tax

**Schedule 06b (23b) - Deferred Tax - Local - Tax - By Any Entity**

	Opening Balance	Opening Balance Adj.	Other Adj, Open 1 - Discrete	Other Adj, Open 2 - Discrete	Returns True-Up	Total Adjusted Opening	Provision	Deferred Other 1	Deferred Other 2	Deferred Other 2 Defe
CALC STATUS	OKMC	OKMC	OKMC	OKMC	OKMC	OKMC	OKMC	OKMC	OKMC	OKMC
TSP_TD0005 - Tax Depreciation - TD	(1,056)					(250)	(1,326)	1,323		(2,752)
TSP_TD0010 - Book Depreciation - TD	228	1,195				256	1,673			(2,071)
TSP_TD0015 - Tax Gain / Loss on Sale of Assets - TD	(1,901)					(433)	1,949		(1,162)	(1,297)
TSP_TD0020 - Book Gain / Loss on Sale of Assets - TD	3,974					2	3,976		2,581	
TSP_TD0025 - Bad Debt Reserve - TD	(2,454)	(3,148)				(206)	(5,618)	1,953	(2,203)	
TSP_TD0030 - Legal Fee Reserve - TD	1,091					(95)	995	(814)	(87)	952
TSP_TD0035 - Contingency Reserve - TD	956					124	1,080	(2,275)	628	
TSP_TD0040 - Accrued Incentive Compensation - TD	2,671	2,508				96	5,275	(3,377)		
TSP_TD0045 - Deferred Compensation - TD	(1,904)					289	(1,615)	(2,384)		(869)
TSP_TD0050 - Long Term Incentive Plan - TD	(131)					200	69	(1,145)		
TSP_TD0001_Discr - Temporary Difference 1 - Discrete - TD			(1,543)				(1,543)	(2,918)		
TSP_TD0040_Discr - Accrued Incentive Compensation - Discrete - TD			(655)	(644)			(1,310)	(178)		
TSP_TD0001 - Local Temporary Difference 1 - TD		(323)	70				70	(451)		
TSP_TD0002 - Local Temporary Difference 2 - TD		241					(81)	160		
TSP_TD0003 - Local Temporary Difference 3 - TD		160					36	197		

**TAX PROVISION BLUEPRINT**

Report Groups: TAX PROVISION BLUEPRINT SOLUTION

Entity (Parent & Base): TSP\_Legal\_CTR | Alpha Sort: TSP\_US\_Local - Total US - Local ID's | Jurisdiction: TSP\_US\_Local - Total US - Local ID's | UDT Group Filter: TSP\_US\_Local - Total - Group Fil... | Year: 2021 | Time Period: Dec (M12) | View: YTD | Source: | Jurisdiction Type: Local | Currency: | Show Chart Code: No | Data Decimal Places: No Decimals | Refresh Data

Overview of Rates / RTP Years / Nat. Process / LNB

Metadata Review

FX Currency Rates

Calc Status

Tax Provision Overview Reports

Group Filings Analysis

Trend Reports

Consolidating Reports

Tax Reviewer - Actual Reports (Actual Scenario only)

Tax Reviewer - Forecast Reports

National Benefit Analysis

Reports

20d (Sch 06) <E> Def Provision - Local Consolidating - by UDI

20d1 (Sch 06) <D> Def Provision - Local Consolidating - by Entity

20d2 (Sch 06) <E> Def Provision - Local Consolidating - by UDT

22a (Sch 06a) <C> Def Provision - Nat - Any Entity - Gross

22b (Sch 06b) <C> Def Provision - Nat - Any Entity - Tax

23a (Sch 06a) <C> Def Provision - Local - Any Entity - Gross

23b (Sch 06b) <C> Def Provision - Local - Any Entity - Tax

24b (Sch 06b) <C> Def Provision - Nat & Local - Any Entity - Tax

**Schedule 06c (24b) - Deferred Tax - Nat & Local - Tax - By Any Entity**

	Opening Balance	Opening Balance Adj.	Other Adj, Open 1 - Discrete	Other Adj, Open 2 - Discrete	Returns True-Up	Total Adjusted Opening	Provision	Deferred Other 1	Deferred Other 2	Deferred Other 2 Defe
CALC STATUS	OKMC	OKMC	OKMC	OKMC	OKMC	OKMC	OKMC	OKMC	OKMC	OKMC
TSP_TD0005 - Tax Depreciation - TD	(100,360)					(2,356)	(102,716)	17,324	(33,682)	
TSP_TD0010 - Book Depreciation - TD	34,500	20,050				4,047	58,597	-	3,374	
TSP_TD0015 - Tax Gain / Loss on Sale of Assets - TD	48,863					681	49,545	19,228	(15,064)	(16,315)
TSP_TD0020 - Book Gain / Loss on Sale of Assets - TD	141,093					2	141,095		36,073	(844)
TSP_TD0025 - Bad Debt Reserve - TD	(160,630)	(45,933)				(14,896)	(191,670)	20,382	(27,539)	
TSP_TD0030 - Legal Fee Reserve - TD	(12,015)					(43,521)	31,506	(5,314)	(1,173)	16,472
TSP_TD0035 - Contingency Reserve - TD	(3,449)					(2,593)	(6,042)	(30,004)	10,251	
TSP_TD0040 - Accrued Incentive Compensation - TD	182,327	39,773				(52,817)	169,283	(27,014)		
TSP_TD0045 - Deferred Compensation - TD	(81,851)					(126)	(81,977)	(27,538)		(23,841)
TSP_TD0050 - Long Term Incentive Plan - TD	(25,536)					2,059	(26,478)	(9,155)	(1,653)	733
TSP_TD0001_Discr - Temporary Difference 1 - Discrete - TD	(210)		(5,677)			(1,834)	(7,520)	(9,758)		
TSP_TD0040_Discr - Accrued Incentive Compensation - Discrete - TD	(214)		(65,662)	(3,150)		(817)	59,551	(92,475)		
TSP_TD0001 - Local Temporary Difference 1 - TD	(211)	(1,622)				3,061	(5,673)	(3,303)		
TSP_TD0002 - Local Temporary Difference 2 - TD	(12)					(200)	(213)			
TSP_TD0003 - Local Temporary Difference 3 - TD	6,741					(5,564)	1,177			
TSP_TD0003_Discr - Local Temporary Difference 3 - Discrete - TD	54		(717)			(7)	48			
TSP_TD0010_Discr - Local Temporary Difference 10 - Discrete - TD	47		(717)			(7)	(678)	2,544		
Total Temporary Differences - TD	17,304	12,265	59,269	(3,150)		2,148	87,836	(155,083)	(29,413)	(23,793)

**TAX PROVISION BLUEPRINT**

Report Groups: TAX PROVISION BLUEPRINT SOLUTION

Entity (Parent & Base): TSP\_US\_Local | Alpha Sort: | Jurisdiction: TSP\_US\_Local | UDT Group Filter: | Year: 2021 | Time Period: Dec (M12) | View: YTD | Source: | Jurisdiction Type: Local | Currency: | Show Chart Code: No | Data Decimal Places: No Decimals | Refresh Data

Overview of Rates / RTP Years / Nat. Process / LNB

Metadata Review

FX Currency Rates

Calc Status

Tax Provision Overview Reports

Group Filings Analysis

Trend Reports

Consolidating Reports

Tax Reviewer - Actual Reports (Actual Scenario only)

Tax Reviewer - Forecast Reports

National Benefit Analysis

Reports

24b (Sch 06b) <C> Def Provision - Nat & Local - Any Entity - Tax

25a (Sch 07) <D> Tax Account Reconciliation

25b (Sch 07) <D> Tax Act Rec. - Total ID Consolidating

25c (Sch 07) <D> Tax Act Rec. - Nat Consolidating

25d (Sch 07) <E> Tax Act Rec. - Local Consolidating

30c (Sch 08) <D> Local ETR - Nat Consolidating

**Schedule 07 (25a) - Tax Account Reconciliation for: TSP\_US\_Total**

	TSP_Actual Dec-2021	TSP_Actual Dec-2021	TSP_Actual Dec-2021	TSP_Actual Dec-2021	TSP_Actual Dec-2021	TSP_Actual Dec-2021	TSP_Actual Dec-2021	TSP_Actual Dec-2021	TSP_Actual Dec-2021	TSP_Actual Dec-2021
Opening Balance										
TSP_TotOpeningBal - Opening Balance										674,081
TSP_TotOpeningAdj - Opening Balance Adjustments (from Sch 6b)						(8,344)			(6,758)	
TSP_TotOpeningAdj_Discr - Opening Balance Other Adjustments - Discrete (from Sch 6b)						(33,311)			(37,219)	37,219
TSP_TotPayPV - Cash Payments PV (from Sch 4)										
TSP_TotRefundPV - Cash (Refunds) PV (from Sch 4)										
TSP_TotAdjRTP - Prior Year True-Up (RTP) (from Sch 5 / 6b)		13,175		4,011			27,387		3,296	(3,296)
TSP_TotAdjRTR1 - Prior Year RTP Rate Change 1 (from Sch 5)		7,534					8,586			
TSP_TotAdjRTR2 - Prior Year RTP Rate Change 2 (from Sch 5)		242					263			
TSP_TotPVReclassCS - Re-class to / from Income Statement PV										
TSP_TotPVReclassBS - Re-class to / from Balance Sheet PV										



**TAX PROVISION BLUEPRINT**

Report Groups: TAX PROVISION BLUEPRINT SOLUTION

Entity (Parent): TXP\_US\_Totl | Year: 2021 | Time Period: Dec (M12) | View: YTD | USD Data Type: TXP\_US\_LeqEntInA | Source: Source | Currency: Local | Show Calc Code: No | Data Decimal Places: No Decimals

Schedule 07 (25b) - Tax Account Reconciliation - Total JD Consolidating for: TXP\_US\_Totl

	TXP_US_Totl	TXP_US_102	TXP_US_LeqEntInA	TXP_US_107	TXP_US_108	TXP_US_104	TXP_US_118	TXP_US_120
	TXP_Actual	TXP_Actual	TXP_Actual	TXP_Actual	TXP_Actual	TXP_Actual	TXP_Actual	TXP_Actual
	Dec 2021	Dec 2021	Dec 2021	Dec 2021	Dec 2021	Dec 2021	Dec 2021	Dec 2021
	YTD	YTD	YTD	YTD	YTD	YTD	YTD	YTD
<b>CALC STATUS</b>								
Opening Balance								
TXP_10OpeningBal - Opening Balance								
TXP_10OpeningAdj - Opening Balance Adjustments (from Sch 6b)								
TXP_10OtherOpenAdj_Dscr - Opening Balance Other Adjustments - Discrete (from Sch 6b)								
TXP_10PayPY - Cash Payments PY (from Sch 4)								
TXP_10RefundPY - Cash (Refunds) PY (from Sch 4)								
TXP_10AdjustRTP - Prior Year True-Up (RTP) (from Sch 5 / 6b)								
TXP_10AdjustRTP1 - Prior Year RTP Rate Change 1 (from Sch 5)								
TXP_10AdjustRTP2 - Prior Year RTP Rate Change 2 (from Sch 5)								
TXP_10RPRReclassInC5 - Reclass to / from Income Statement PY								
TXP_10RPRReclassInSheet - Reclass to / from Balance Sheet PY								
<b>Total Adjusted Opening Balance</b>								

**TAX PROVISION BLUEPRINT**

Report Groups: TAX PROVISION BLUEPRINT SOLUTION

Entity (Parent): TXP\_US\_Totl | Year: 2021 | Time Period: Dec (M12) | View: YTD | USD Data Type: TXP\_US\_LeqEntInA | Source: Source | Currency: Local | Show Calc Code: No | Data Decimal Places: No Decimals

Schedule 07 (25c) - Tax Account Reconciliation - National Consolidating for: TXP\_US\_Totl

	TXP_US_Totl	TXP_US_105	TXP_US_102	TXP_US_LeqEntInA	TXP_US_101	TXP_US_107	TXP_US_108	TXP_US_104	TXP_US_117	TXP_US_118	TXP_US_120
	TXP_Actual	TXP_Actual	TXP_Actual	TXP_Actual	TXP_Actual	TXP_Actual	TXP_Actual	TXP_Actual	TXP_Actual	TXP_Actual	TXP_Actual
	Dec 2021	Dec 2021	Dec 2021	Dec 2021	Dec 2021	Dec 2021	Dec 2021	Dec 2021	Dec 2021	Dec 2021	Dec 2021
	YTD	YTD	YTD	YTD	YTD	YTD	YTD	YTD	YTD	YTD	YTD
<b>CALC STATUS</b>											
Opening Balance											
TXP_10OpeningBal - Opening Balance											
TXP_10OpeningAdj - Opening Balance Adjustments (from Sch 6b)											
TXP_10OtherOpenAdj_Dscr - Opening Balance Other Adjustments - Discrete (from Sch 6b)											
TXP_10PayPY - Cash Payments PY (from Sch 4)											
TXP_10RefundPY - Cash (Refunds) PY (from Sch 4)											
TXP_10AdjustRTP - Prior Year True-Up (RTP) (from Sch 5 / 6b)											
TXP_10AdjustRTP1 - Prior Year RTP Rate Change 1 (from Sch 5)											
TXP_10AdjustRTP2 - Prior Year RTP Rate Change 2 (from Sch 5)											
TXP_10RPRReclassInC5 - Reclass to / from Income Statement PY											
TXP_10RPRReclassInSheet - Reclass to / from Balance Sheet PY											
<b>Total Adjusted Opening Balance</b>											
TXP_10PayCY - Cash Payments (Refunds) CY (from Sch 4)											
TXP_10RefundCY - Cash (Refunds) CY (from Sch 4)											
<b>Total Adjusted Opening Balance</b>	<b>27,387</b>	<b>2,561</b>	<b>(1,806)</b>	<b>9,522</b>	<b>99</b>	<b>9,424</b>	<b>1,460</b>	<b>1,793</b>	<b>7,224</b>	<b>(1,004)</b>	<b>7,636</b>
	<b>8,586</b>		<b>(47)</b>				<b>3,876</b>	<b>(116)</b>		<b>(9,210)</b>	<b>14,084</b>
	<b>263</b>		<b>(126)</b>				<b>(18)</b>	<b>(54)</b>		<b>(27)</b>	<b>488</b>
<b>Total Adjusted Opening Balance</b>	<b>35,236</b>	<b>2,561</b>	<b>(1,979)</b>	<b>9,522</b>	<b>99</b>	<b>9,424</b>	<b>5,318</b>	<b>1,621</b>	<b>7,224</b>	<b>(10,241)</b>	<b>22,208</b>

**TAX PROVISION BLUEPRINT**

Report Groups: TAX PROVISION BLUEPRINT SOLUTION

Entity (Country & Level): TXP\_US\_Totl | Year: 2021 | Time Period: Dec (M12) | View: YTD | USD Data Type: TXP\_US\_LeqEntInA | Source: Source | Currency: Local | Show Calc Code: No | Data Decimal Places: No Decimals

Schedule 07 (25d) - Tax Account Reconciliation - Local Consolidating for: TXP\_US\_Totl

	TXP_US_Totl	TXP_US_AL	TXP_US_CA	TXP_US_DE	TXP_US_GA	TXP_US_IL	TXP_US_MV
	TXP_Actual	TXP_Actual	TXP_Actual	TXP_Actual	TXP_Actual	TXP_Actual	TXP_Actual
	Dec 2021	Dec 2021	Dec 2021	Dec 2021	Dec 2021	Dec 2021	Dec 2021
	YTD	YTD	YTD	YTD	YTD	YTD	YTD
<b>CALC STATUS</b>							
Opening Balance							
TXP_10OpeningBal - Opening Balance							
TXP_10OpeningAdj - Opening Balance Adjustments (from Sch 6b)							
TXP_10OtherOpenAdj_Dscr - Opening Balance Other Adjustments - Discrete (from Sch 6b)							
TXP_10PayPY - Cash Payments PY (from Sch 4)							
TXP_10RefundPY - Cash (Refunds) PY (from Sch 4)							
TXP_10AdjustRTP - Prior Year True-Up (RTP) (from Sch 5 / 6b)							
TXP_10AdjustRTP1 - Prior Year RTP Rate Change 1 (from Sch 5)							
TXP_10AdjustRTP2 - Prior Year RTP Rate Change 2 (from Sch 5)							
TXP_10RPRReclassInC5 - Reclass to / from Income Statement PY							
TXP_10RPRReclassInSheet - Reclass to / from Balance Sheet PY							
<b>Total Adjusted Opening Balance</b>							
TXP_10PayCY - Cash Payments (Refunds) CY (from Sch 4)							
TXP_10RefundCY - Cash (Refunds) CY (from Sch 4)							
<b>Total Adjusted Opening Balance</b>	<b>(14,212)</b>	<b>(1,211)</b>	<b>(211)</b>	<b>(13)</b>	<b>1,967</b>	<b>(12,569)</b>	<b>(2,174)</b>
	<b>(1,052)</b>	<b>(7,999)</b>	<b>(3,617)</b>	<b>13,333</b>	<b>1,767</b>	<b>(4,541)</b>	
	<b>(20)</b>	<b>(90)</b>	<b>44</b>	<b>(83)</b>	<b>49</b>	<b>(257)</b>	<b>316</b>
<b>Total Adjusted Opening Balance</b>	<b>(15,284)</b>	<b>(8,296)</b>	<b>(3,783)</b>	<b>13,237</b>	<b>3,783</b>	<b>(17,367)</b>	<b>(1,857)</b>

**TAX PROVISION BLUEPRINT**

Report Groups: TAX PROVISION BLUEPRINT SOLUTION

Entity (Parent): TXP\_US\_Totl | Year: 2021 | Time Period: Dec (M12) | View: YTD | USD Data Type: TXP\_US\_LeqEntInA | Source: Source | Currency: Local | Show Calc Code: No | Data Decimal Places: 2 Decimals

Schedule 08 (30c) - Local Effective Tax Rate - National Consolidating for: TXP\_US\_Totl

	TXP_US_Totl	TXP_US_105	TXP_US_102	TXP_US_LeqEntInA	TXP_US_101	TXP_US_107	TXP_US_108	TXP_US_104
Expense	ETR Percent	Expense	ETR Percent	Expense	ETR Percent	Expense	ETR Percent	Expense
TXP_Actual	TXP_Actual	TXP_Actual	TXP_Actual	TXP_Actual	TXP_Actual	TXP_Actual	TXP_Actual	TXP_Actual
Dec 2021	Dec 2021	Dec 2021	Dec 2021	Dec 2021	Dec 2021	Dec 2021	Dec 2021	Dec 2021
YTD	YTD	YTD	YTD	YTD	YTD	YTD	YTD	YTD
<b>CALC STATUS</b>								
Tax Expense								
Current (Total JD) (from Sch 7)								
Withholding (Total JD) (from Sch 7)								
Deferred (Total JD) (from Sch 7)								
<b>Total Tax Expense (Total JD)</b>								
TXP_PTAdvisedTotal - Total Adjusted Pretax Income (from Sch 5)								
<b>Adjusted Pretax at Statutory Rate</b>								
TXP_PD0005 - Municipal Bond Interest Income - PD (from Sch 5)								
TXP_PD0010 - Interest Cost to Carry Municipal Bonds - PD (from Sch 5)								
TXP_PD0015 - Subpart F Income - PD (from Sch 5)								
TXP_PD0020 - Section 78 Gross Up - PD (from Sch 5)								
TXP_PD0025 - Dividends Received Exclusion 80% - PD (from Sch 5)								
<b>Total Tax Expense (Total JD)</b>	<b>785,899</b>	<b>20,166</b>	<b>(5,303)</b>	<b>203,927</b>	<b>(4,235)</b>	<b>208,182</b>	<b>206,699</b>	<b>(7,103)</b>
	<b>34,198</b>		<b>5,512</b>	<b>11,824</b>		<b>11,024</b>	<b>16,636</b>	<b>551</b>
	<b>159,640</b>	<b>1,831</b>	<b>2,816</b>	<b>113,598</b>	<b>2,862</b>	<b>110,736</b>	<b>11,276</b>	<b>10,289</b>
	<b>979,738</b>	<b>22,097</b>	<b>(48,974)</b>	<b>328,548</b>	<b>(1,393)</b>	<b>329,941</b>	<b>214,811</b>	<b>3,735</b>
<b>Total Tax Expense (Total JD)</b>	<b>2,932,389</b>	<b>20.87%</b>	<b>(289,371)</b>	<b>721,522</b>	<b>20.00%</b>	<b>721,522</b>	<b>852,328</b>	<b>21.00%</b>
	<b>611,981</b>	<b>20.87%</b>	<b>(60,768)</b>	<b>144,304</b>	<b>20.00%</b>	<b>144,304</b>	<b>178,989</b>	<b>21.00%</b>
	<b>(60,501)</b>	<b>(2.06%)</b>	<b>(11,573)</b>	<b>(13,780)</b>	<b>(1.91%)</b>	<b>(13,780)</b>	<b>(22,097)</b>	<b>(2.99%)</b>
	<b>(11,252)</b>	<b>(0.38%)</b>	<b>(1,736)</b>	<b>(2,295)</b>	<b>(0.31%)</b>	<b>(2,295)</b>	<b>(5,536)</b>	<b>(0.41%)</b>
	<b>9,253</b>	<b>0.32%</b>	<b>2,315</b>	<b>2,756</b>	<b>0.38%</b>	<b>2,756</b>	<b>4,419</b>	<b>0.52%</b>
	<b>8,520</b>	<b>0.29%</b>	<b>1,447</b>	<b>1,102</b>	<b>0.15%</b>	<b>1,102</b>	<b>1,768</b>	<b>0.21%</b>
	<b>(3,817)</b>	<b>(0.13%)</b>	<b>(1,447)</b>	<b>(1,624)</b>	<b>(0.22%)</b>	<b>(1,624)</b>	<b>(2,621)</b>	<b>(0.31%)</b>

**TAX PROVISION BLUEPRINT**

Report Groups: TAX PROVISION BLUEPRINT SOLUTION

Entity (Parent & Base): TXP\_Local\_CTX | Year: 2021 | Time Period: Dec (M12) | View: YTD | Source: Source | Currency: Local | Show Cost Code: No | Data Decimal Places: No Decimals | Percent Decimal Places: 2 Decimals

Schedule 08 (08c1) - Local Effective Tax Rate - National - Any Entity

TXP_Local_CTX	TXP_Local_CTX	TXP_Actual	TXP_Actual	TXP_Actual	TXP_Actual
Expense	ETR Percent	Dec 2021	Dec 2021	Dec 2021	Dec 2021
YTD	YTD	YTD	YTD	YTD	YTD
CALC STATUS					
OK/MC					
Tax Expense					
Current (Total JD) (from Sch 7)		3,365,543			
Withholding (Total JD) (from Sch 7)		50,257			
Deferred (Total JD) (from Sch 7)		792,055			
<b>Total Tax Expense (Total JD)</b>		<b>4,207,855</b>			
TXP_PTIAdjustedTotal - Total Adjusted Pretax Income (from Sch 5)					
		5,951,211			
<b>Adjusted Pretax at Statutory Rate</b>		<b>1,264,232</b>		<b>21.24%</b>	
TXP_P00005 - Municipal Bond Interest Income - PD (from Sch 5)					
		(94,017)		(1.58%)	
TXP_P00010 - Interest Cost to Carry Municipal Bonds - PD (from Sch 5)					
		(23,272)		(0.39%)	
TXP_P00015 - Subpart F Income - PD (from Sch 5)					
		13,950		0.23%	
TXP_P00020 - Section 78 Gross Up - PD (from Sch 5)					
		14,742		0.25%	
TXP_P00025 - Dividends Received Deduction 80% - PD (from Sch 5)					
		(5,670)		(0.10%)	

**TAX PROVISION BLUEPRINT**

Report Groups: TAX PROVISION BLUEPRINT SOLUTION

Entity (Parent & Base): TXP\_Local\_CTX | Year: 2021 | Time Period: Dec (M12) | View: YTD | Source: Source | Currency: Local | Show Cost Code: No | Data Decimal Places: No Decimals | Percent Decimal Places: 2 Decimals

Schedule 08 (08c2) - Local Effective Tax Rate - National - TXP\_Local\_CTX - by UD3

TXP_TopTax	TXP_Actual	TXP_Actual	TXP_Actual	TXP_Actual	TXP_Actual	TXP_Actual	TXP_Actual	TXP_Actual	TXP_Actual	TXP_Actual	TXP_Actual	TXP_Actual	TXP_Actual
Expense	ETR Percent	Dec 2021	Dec 2021	Dec 2021	Dec 2021	Dec 2021	Dec 2021	Dec 2021	Dec 2021	Dec 2021	Dec 2021	Dec 2021	Dec 2021
YTD	YTD	YTD	YTD	YTD	YTD	YTD	YTD	YTD	YTD	YTD	YTD	YTD	YTD
CALC STATUS													
OK/MC													
Tax Expense													
Current (Total JD) (from Sch 7)		3,375,155		3,375,155		9,612		3,365,543					
Withholding (Total JD) (from Sch 7)		50,556		50,556		299		50,257					
Deferred (Total JD) (from Sch 7)		790,426		790,426		(1,626)		792,055					
<b>Total Tax Expense (Total JD)</b>		<b>4,216,137</b>		<b>4,216,137</b>		<b>8,283</b>		<b>4,207,855</b>					
TXP_PTIAdjustedTotal - Total Adjusted Pretax Income (from Sch 5)													
		5,988,822		5,988,822		37,611		5,951,211					
<b>Adjusted Pretax at Statutory Rate</b>		<b>1,271,378</b>		<b>1,271,378</b>		<b>21.23%</b>		<b>1,264,232</b>		<b>21.24%</b>			
TXP_P00005 - Municipal Bond Interest Income - PD (from Sch 5)													
		(94,206)		(94,206)		(1.57%)		(94,017)		(1.58%)			
TXP_P00010 - Interest Cost to Carry Municipal Bonds - PD (from Sch 5)													
		(23,178)		(23,178)		(0.39%)		(23,272)		(0.39%)			
TXP_P00015 - Subpart F Income - PD (from Sch 5)													
		14,405		14,405		0.24%		13,950		0.23%			
TXP_P00020 - Section 78 Gross Up - PD (from Sch 5)													
		14,648		14,648		0.24%		14,742		0.25%			
TXP_P00025 - Dividends Received Deduction 80% - PD (from Sch 5)													
		(5,480)		(5,480)		(0.09%)		(5,670)		(0.10%)			
TXP_P00030 - Dividends Received Deduction 70% - PD (from Sch 5)													
		688		688		0.01%		726		0.01%			
TXP_P00035 - Nondeductible Meals and Entertainment - PD (from Sch 5)													
		(31,193)		(31,193)		(0.52%)		(30,720)		(0.52%)			
TXP_P00040 - Lobbying Expenses - PD (from Sch 5)													
		9,858		9,858		0.16%		9,745		0.16%			
TXP_P00045 - Permanent Difference 1 - Discrete - PD (from Sch 5)													
		17,064		17,064		0.28%		16,685		0.28%			

**TAX PROVISION BLUEPRINT**

Report Groups: TAX PROVISION BLUEPRINT SOLUTION

Entity (Parent & Base): TXP\_US\_Total | Year: 2021 | Time Period: Dec (M12) | View: YTD | Source: Source | Currency: Local | Show Cost Code: No | Data Decimal Places: No Decimals | Percent Decimal Places: 2 Decimals

Schedule 09 (09c) - Consolidated Effective Tax Rate - National Consolidating for: TXP\_US\_Total

TXP_US_Total	TXP_US_105	TXP_US_102	TXP_US_101	TXP_US_107	TXP_US_106	TXP_US_104
Expense	Expense	Expense	Expense	Expense	Expense	Expense
Dec 2021	Dec 2021	Dec 2021	Dec 2021	Dec 2021	Dec 2021	Dec 2021
YTD	YTD	YTD	YTD	YTD	YTD	YTD
CALC STATUS						
OK/MC						
TXP_ConsolTaxRate - Consolidated Tax Rate						
	22.00%					
TXP_CYRate - Current Year Stat Rate						
		22.00%	21.00%		20.00%	19.00%
TXP_PTIAdjustedTotal - Total Adjusted Pretax Income						
	645,126	22.00%	(289,371)	721,522	852,128	(169,739)
PTI Adjusted at Consolidated						
	645,126	22.00%	(63,662)	158,735	22.00%	187,512
TXP_TaxRateDiff - Tax Rate Differential						
	(33,144)	(1.13%)	- 2,804	(1.00%)	(14,430)	(2.00%)
TXP_LocalExp - Local Tax Expense (Taxed) (from Sch 5)						
	(51,097)	(1.74%)	- (1,378)	0.48%	(2,756)	(0.38%)
Total Foreign Rate Differential						
	(84,241)	(2.87%)	- 1,516	(0.52%)	(17,186)	(2.38%)
TXP_P00005 - Municipal Bond Interest Income - PD						
	(66,561)	(2.06%)	- (11,579)	4.00%	(13,780)	(1.91%)
TXP_P00010 - Interest Cost to Carry Municipal Bonds - PD						
	(11,232)	(0.38%)	- (1,736)	0.60%	(2,205)	(0.31%)
TXP_P00015 - Subpart F Income - PD						
	9,253	0.32%	- 2,315	(0.80%)	2,756	0.38%
TXP_P00020 - Section 78 Gross Up - PD						
	8,520	0.29%	- 1,447	(0.50%)	1,102	0.15%
TXP_P00025 - Dividends Received Deduction 80% - PD						
	(3,877)	(0.13%)	- (1,447)	0.50%	(1,654)	(0.23%)
TXP_P00030 - Dividends Received Deduction 70% - PD						
	(776)	(0.03%)	- (116)	0.04%	(1,102)	(0.15%)
TXP_P00035 - Nondeductible Meals and Entertainment - PD						
	(24,238)	(0.83%)	- (2,944)	1.00%	(3,858)	(0.53%)
TXP_P00040 - Lobbying Expenses - PD						
	5,867	0.20%	- 1,157	(0.40%)	1,102	0.15%
TXP_P00045 - Permanent Difference 1 - Discrete - PD						
	(14,913)	(0.51%)	- (1,315)	0.45%	(1,754)	(0.24%)

**TAX PROVISION BLUEPRINT**

Report Groups: TAX PROVISION BLUEPRINT SOLUTION

Entity (Items & Base): TSP\_LeqL\_CTX Year: 2021 Time Period: Dec (M12) View: YTD Currency: Local Show Calc Code: No Data Decimal Places: No Decimals Percent Decimal Places: 2 Decimals Refresh Data

Overview of Rates / RTP Years / Nat. Process / LNB

Metadata Review

FX Currency Rates

Calc Status

Tax Provision Overview Reports

Group Filings Analysis

Trend Reports

Consolidating Reports

Tax Reviewer - Actual Reports (Actual Scenario only)

Tax Reviewer - Forecast Reports

National Benefit Analysis

Reports

24b (Sch 06b) <-> Def Provision - Nat & Local - Any Entry - Tax

25a (Sch 07) <-> Tax Account Reconciliation

25b (Sch 07) <-> Tax Acct Rec - Total JD Consolidating

25c (Sch 07) <-> Tax Acct Rec - Nat Consolidating

25d (Sch 07) <-> Tax Acct Rec - Local Consolidating

30c (Sch 08) <-> Local ETR - Nat Consolidating

30c1 (Sch 08) <-> Local ETR - Nat - Any Entry

30c2 (Sch 08) <-> Local ETR - Nat - Any Entry - by UD3

35c (Sch 09) <-> Consol ETR - Nat Consolidating

35c1 (Sch 09) <-> Consol ETR - Nat - Any Entry

35c2 (Sch 09) <-> Consol ETR - Nat - Any Entry - by UD3

36c (Sch 09a) <-> Consol ETR - Nat Consolidating

Schedule 09 (35-1) - Consolidated Effective Tax Rate - National - Any Entity

	TXP_LeqL_CTX	TXP_LeqL_CTX
	Expense	ETR Percent
	TXP_Actual	TXP_Actual
	Dec 2021	Dec 2021
	YTD	YTD
CALC STATUS	OK,MC	
TXP_ConsolTaxRate - Consolidated Tax Rate	22.00%	
TXP_CYRate - Current Year Stat Rate		
TXP_PTIAdjustedTotal - Total Adjusted Pretax Income	5,951,211	
PTI Adjusted at Consolidated	1,309,266	22.00%
TXP_TaxRateDiff - Tax Rate Differential	(45,034)	(0.76%)
TXP_LocalExp - Local Tax Expense (Taxed) (from Sch 5)	(114,432)	(1.92%)
Total Foreign Rate Differential	(159,466)	(2.68%)
TXP_P0005 - Municipal Bond Interest Income - PD	(94,017)	(1.58%)
TXP_P0010 - Interest Cost to Carry Municipal Bonds - PD	(23,272)	(0.39%)
TXP_P0015 - Subpart F Income - PD	13,950	0.23%
TXP_P0020 - Section 78 Gross Up - PD	14,742	0.25%
TXP_P0025 - Dividends Received Deduction 80% - PD	(5,670)	(0.10%)
TXP_P0030 - Dividends Received Deduction 70% - PD	726	0.01%
TXP_P0035 - Nondeductible Meals and Entertainment - PD	(30,720)	(0.52%)
TXP_P0040 - Lobbying Expenses - PD	9,745	0.16%
TXP_P0001_Discr - Permanent Difference 1 - Discrete - PD	16,685	0.28%

**TAX PROVISION BLUEPRINT**

Report Groups: TAX PROVISION BLUEPRINT SOLUTION

Entity (Items & Base): TSP\_LeqL\_CTX Year: 2021 Time Period: Dec (M12) View: YTD Currency: Local Show Calc Code: No Data Decimal Places: No Decimals Percent Decimal Places: 2 Decimals Refresh Data

Overview of Rates / RTP Years / Nat. Process / LNB

Metadata Review

FX Currency Rates

Calc Status

Tax Provision Overview Reports

Group Filings Analysis

Trend Reports

Consolidating Reports

Tax Reviewer - Actual Reports (Actual Scenario only)

Tax Reviewer - Forecast Reports

National Benefit Analysis

Reports

24b (Sch 06b) <-> Def Provision - Nat & Local - Any Entry - Tax

25a (Sch 07) <-> Tax Account Reconciliation

25b (Sch 07) <-> Tax Acct Rec - Total JD Consolidating

25c (Sch 07) <-> Tax Acct Rec - Nat Consolidating

25d (Sch 07) <-> Tax Acct Rec - Local Consolidating

30c (Sch 08) <-> Local ETR - Nat Consolidating

30c1 (Sch 08) <-> Local ETR - Nat - Any Entry

30c2 (Sch 08) <-> Local ETR - Nat - Any Entry - by UD3

35c (Sch 09) <-> Consol ETR - Nat Consolidating

35c1 (Sch 09) <-> Consol ETR - Nat - Any Entry

35c2 (Sch 09) <-> Consol ETR - Nat - Any Entry - by UD3

36c (Sch 09a) <-> Consol ETR - Nat Consolidating

Schedule 09 (35-2) - Consolidated Effective Tax Rate - National - TXP\_LeqL\_CTX - by UD3

	TXP_TopTax	TXP_SourceTotal	TXP_Source	TXP_Source
	Expense	ETR Percent	Expense	ETR Percent
	TXP_Actual	TXP_Actual	TXP_Actual	TXP_Actual
	Dec 2021	Dec 2021	Dec 2021	Dec 2021
	YTD	YTD	YTD	YTD
CALC STATUS	OK,MC	OK,MC		
TXP_ConsolTaxRate - Consolidated Tax Rate	22.00%			
TXP_CYRate - Current Year Stat Rate				
TXP_PTIAdjustedTotal - Total Adjusted Pretax Income	5,988,822		5,988,822	37,611
PTI Adjusted at Consolidated	1,317,541	22.00%	1,317,541	22.00%
TXP_TaxRateDiff - Tax Rate Differential	(46,162)	(0.77%)	(46,162)	(0.77%)
TXP_LocalExp - Local Tax Expense (Taxed) (from Sch 5)	(115,929)	(1.94%)	(115,929)	(1.94%)
Total Foreign Rate Differential	(162,091)	(2.71%)	(162,091)	(2.71%)
TXP_P0005 - Municipal Bond Interest Income - PD	(94,206)	(1.57%)	(94,206)	(1.57%)
TXP_P0010 - Interest Cost to Carry Municipal Bonds - PD	(23,178)	(0.39%)	(23,178)	(0.39%)
TXP_P0015 - Subpart F Income - PD	14,405	0.24%	14,405	0.24%
TXP_P0020 - Section 78 Gross Up - PD	14,648	0.24%	14,648	0.24%
TXP_P0025 - Dividends Received Deduction 80% - PD	(5,488)	(0.09%)	(5,488)	(0.09%)
TXP_P0030 - Dividends Received Deduction 70% - PD	688	0.01%	688	0.01%
TXP_P0035 - Nondeductible Meals and Entertainment - PD	(31,193)	(0.52%)	(31,193)	(0.52%)
TXP_P0040 - Lobbying Expenses - PD	9,858	0.16%	9,858	0.16%
TXP_P0001_Discr - Permanent Difference 1 - Discrete - PD	17,064	0.28%	17,064	0.28%

**TAX PROVISION BLUEPRINT**

Report Groups: TAX PROVISION BLUEPRINT SOLUTION

Entity (Items & Base): TSP\_US\_109 Year: 2021 Time Period: Dec (M12) View: YTD Currency: Local Show Calc Code: No Data Decimal Places: No Decimals Percent Decimal Places: 2 Decimals Refresh Data

Overview of Rates / RTP Years / Nat. Process / LNB

Metadata Review

FX Currency Rates

Calc Status

Tax Provision Overview Reports

Group Filings Analysis

Trend Reports

Consolidating Reports

Tax Reviewer - Actual Reports (Actual Scenario only)

Tax Reviewer - Forecast Reports

National Benefit Analysis

Reports

24b (Sch 06b) <-> Def Provision - Nat & Local - Any Entry - Tax

25a (Sch 07) <-> Tax Account Reconciliation

25b (Sch 07) <-> Tax Acct Rec - Total JD Consolidating

25c (Sch 07) <-> Tax Acct Rec - Nat Consolidating

25d (Sch 07) <-> Tax Acct Rec - Local Consolidating

30c (Sch 08) <-> Local ETR - Nat Consolidating

30c1 (Sch 08) <-> Local ETR - Nat - Any Entry

30c2 (Sch 08) <-> Local ETR - Nat - Any Entry - by UD3

35c (Sch 09) <-> Consol ETR - Nat Consolidating

35c1 (Sch 09) <-> Consol ETR - Nat - Any Entry

35c2 (Sch 09) <-> Consol ETR - Nat - Any Entry - by UD3

36c (Sch 09a) <-> Consol ETR - Nat Consolidating

36c1 (Sch 09a) <-> Consol ETR - Nat - Any Entry

36c2 (Sch 09a) <-> Consol ETR - Nat - Any Entry - by UD3

Schedule 09a (36c) - Consolidated (Non-Discrete / Discrete) ETR - National Consolidating for: TXP\_US\_Total

	Total US	US 105 Entity	US 102 Entity	Total Legal Entity A	US 101 Entity	US 107 Entity	US 108 Entity	US 104 Entity	
	Expense	ETR Percent	Expense	ETR Percent	Expense	ETR Percent	Expense	ETR Percent	
	TXP_Actual	TXP_Actual	TXP_Actual	TXP_Actual	TXP_Actual	TXP_Actual	TXP_Actual	TXP_Actual	
	Dec 2021	Dec 2021	Dec 2021	Dec 2021	Dec 2021	Dec 2021	Dec 2021	Dec 2021	
	YTD	YTD	YTD	YTD	YTD	YTD	YTD	YTD	
CALC STATUS	OK,MC	OK,MC							
TXP_ConsolTaxRate - Consolidated Tax Rate	22.00%								
TXP_CYRate - Current Year Stat Rate									
TXP_PTIAdjustedTotal - Total Adjusted Pretax Income	2,932,389		(289,371)		721,522		853,328	(169,739)	
PTI Adjusted Total (at Consolidated Tax Rate)	645,126	22.00%	(83,662)	22.00%	158,735	22.00%	187,512	22.00%	
TXP_TaxRateDiff - Tax Rate Differential	(33,144)	(1.13%)	-	2,894	(1.00%)	(14,430)	(2.00%)	(8,523)	(1.00%)
TXP_LocalExp - Local Tax Expense (Taxed) (from Sch 5)	(51,097)	(1.74%)	-	(1,378)	0.48%	(2,756)	(0.38%)	(6,314)	(0.74%)
Total Foreign Rate Differential	(84,241)	(2.87%)	-	1,516	(0.52%)	(17,186)	(2.38%)	(14,837)	(1.74%)
TXP_P0005 - Municipal Bond Interest Income - PD	(60,501)	(2.06%)	-	(11,575)	4.00%	(13,780)	(1.91%)	-	-
TXP_P0010 - Interest Cost to Carry Municipal Bonds - PD	(11,252)	(0.38%)	-	(1,736)	0.60%	(2,205)	(0.31%)	-	-
TXP_P0015 - Subpart F Income - PD	9,253	0.32%	-	2,315	(0.80%)	2,756	0.38%	-	-
TXP_P0020 - Section 78 Gross Up - PD	8,520	0.29%	-	1,447	(0.50%)	1,102	0.15%	-	-
TXP_P0025 - Dividends Received Deduction 80% - PD	(8,817)	(0.13%)	-	(1,447)	0.50%	(1,654)	(0.23%)	-	-
TXP_P0030 - Dividends Received Deduction 70% - PD	(7,761)	(0.26%)	-	(116)	0.04%	(1,102)	(0.15%)	-	-
TXP_P0035 - Nondeductible Meals and Entertainment - PD	(24,238)	(0.83%)	-	(2,894)	1.00%	(3,838)	(0.53%)	-	-
TXP_P0040 - Lobbying Expenses - PD	5,867	0.20%	-	1,157	(0.40%)	1,102	0.15%	-	-
Total Permanent Differences - Non-Discret	(76,944)	(2.62%)	-	(12,848)	4.44%	(17,638)	(2.44%)	-	-
TXP_OtherTax001 - Other Tax 1	49,982	1.70%	-	8,268	(2.88%)	13,780	1.91%	-	-

**TAX PROVISION BLUEPRINT**

Report Groups: TAX PROVISION BLUEPRINT SOLUTION

Entity (Parent & Base): TSP\_Legal\_CTX Year: 2021 Time Period: Dec (M12) View: YTD Source: Local

Calc Status: OKMC

**Schedule 09a (36c1) - Consolidated Effective Tax Rate - National - Any Entity**

TXP_Leqal_CTX	TXP_Leqal_CTX	Expense	ETR Percent
TXP_Actual	TXP_Actual	Dec 2021	Dec 2021
YTD	YTD	YTD	YTD
<b>CALC STATUS</b>			
<b>TXP_ConsolTaxRate - Consolidated Tax Rate</b>		22.00%	
<b>TXP_CYRate - Current Year Stat Rate</b>			
TXP_PTAAdjustedTotal - Total Adjusted Pretax Income			
5,951,211			
PTI Adjusted Total (at Consolidated Tax Rate)			
1,309,266	22.00%		
TXP_TaxRateDiff - Tax Rate Differential			
(45,034)	(0.76%)		
TXP_LocalExp - Local Tax Expense (Based) (From Sch 5)			
(114,432)	(1.92%)		
<b>Total Foreign Rate Differential</b>			
<b>(159,466)</b>	<b>(2.68%)</b>		
TXP_P00005 - Municipal Bond Interest Income - PD			
(94,017)	(1.58%)		
TXP_P00010 - Interest Cost to Carry Municipal Bonds - PD			
(23,272)	(0.39%)		
TXP_P00015 - Subpart F Income - PD			
13,950	0.23%		
TXP_P00020 - Section 78 Gross Up - PD			
14,742	0.25%		
TXP_P00023 - Dividends Received Deduction 80% - PD			
(5,670)	(0.10%)		
TXP_P00030 - Dividends Received Deduction 70% - PD			
726	0.01%		
TXP_P00035 - Non-deductible Meals and Entertainment - PD			
(30,720)	(0.52%)		
TXP_P00040 - Lobbying Expenses - PD			
9,745	0.16%		
<b>Total Permanent Differences - Non-Discret</b>			
<b>(114,515)</b>	<b>(1.92%)</b>		
TXP_OtherTax001 - Other Tax 1			
71,668	1.20%		

**TAX PROVISION BLUEPRINT**

Report Groups: TAX PROVISION BLUEPRINT SOLUTION

Entity (Parent & Base): TSP\_Legal\_CTX Year: 2021 Time Period: Dec (M12) View: YTD Source: Local

Calc Status: OKMC

**Schedule 09a (36c2) - Consolidated Effective Tax Rate - National - TXP\_Legal\_CTX - by UD3**

TXP_TopTax	TXP_SourceTotal	TXP_SourceAdj	TXP_Source
Expense	ETR Percent	Expense	ETR Percent
TXP_Actual	TXP_Actual	TXP_Actual	TXP_Actual
Dec 2021	Dec 2021	Dec 2021	Dec 2021
YTD	YTD	YTD	YTD
<b>CALC STATUS</b>			
<b>TXP_ConsolTaxRate - Consolidated Tax Rate</b>		22.00%	
<b>TXP_CYRate - Current Year Stat Rate</b>			
TXP_PTAAdjustedTotal - Total Adjusted Pretax Income			
5,988,822		5,988,822	
PTI Adjusted Total (at Consolidated Tax Rate)			
1,317,541	22.00%	1,317,541	22.00%
TXP_TaxRateDiff - Tax Rate Differential			
(46,162)	(0.77%)	(46,162)	(0.77%)
TXP_LocalExp - Local Tax Expense (Based) (From Sch 5)			
(115,929)	(1.94%)	(115,929)	(1.94%)
<b>Total Foreign Rate Differential</b>			
<b>(162,091)</b>	<b>(2.71%)</b>	<b>(162,091)</b>	<b>(2.71%)</b>
TXP_P00005 - Municipal Bond Interest Income - PD			
(94,200)	(1.57%)	(94,200)	(1.57%)
TXP_P00010 - Interest Cost to Carry Municipal Bonds - PD			
(23,170)	(0.39%)	(23,170)	(0.39%)
TXP_P00015 - Subpart F Income - PD			
14,405	0.24%	14,405	0.24%
TXP_P00020 - Section 78 Gross Up - PD			
14,648	0.24%	14,648	0.24%
TXP_P00023 - Dividends Received Deduction 80% - PD			
(5,480)	(0.09%)	(5,480)	(0.09%)
TXP_P00030 - Dividends Received Deduction 70% - PD			
688	0.01%	688	0.01%
TXP_P00035 - Non-deductible Meals and Entertainment - PD			
(31,193)	(0.52%)	(31,193)	(0.52%)
TXP_P00040 - Lobbying Expenses - PD			
9,858	0.16%	9,858	0.16%
<b>Total Permanent Differences - Non-Discret</b>			
<b>(114,438)</b>	<b>(1.91%)</b>	<b>(114,438)</b>	<b>(1.91%)</b>
TXP_OtherTax001 - Other Tax 1			
71,169	1.19%	71,169	1.19%
TXP_OtherTax002 - Other Tax 2			
23,761	0.40%	23,761	0.40%
TXP_OtherTax003 - Other Tax 3			
-	-	-	-

**TAX PROVISION BLUEPRINT**

Report Groups: TAX PROVISION BLUEPRINT SOLUTION

Entity (Parent): TSP\_US\_Total Alpha Sort: Year: 2021 Time Period: Dec (M12) View: YTD Source: Local

Calc Status: OKMC

**Schedule 10 (40c) Applied ETR - National Consolidating for: TSP\_US\_Total**

TXP_US_Total	TXP_US_105	TXP_US_102	TXP_US_101	TXP_US_107	TXP_US_108	TXP_US_104	TXP_US_117	TXP_US_118	TXP_US_120
TXP_Actual	TXP_Actual	TXP_Actual	TXP_Actual	TXP_Actual	TXP_Actual	TXP_Actual	TXP_Actual	TXP_Actual	TXP_Actual
Dec 2021	Dec 2021	Dec 2021	Dec 2021	Dec 2021	Dec 2021	Dec 2021	Dec 2021	Dec 2021	Dec 2021
YTD	YTD	YTD	YTD	YTD	YTD	YTD	YTD	YTD	YTD
<b>CALC STATUS</b>									
<b>Interim Reporting ETR Run Rate - Input from Sch 011</b>									
54.33%									
TXP_PTAAdjustedTotal - Total Adjusted Pretax Income									
2,932,389	(289,371)	721,522	721,522	852,328	169,739	942,647	875,002		
TXP_LossesNotBenefited - Losses Not Benefited									
459,110	289,371								
<b>Total Adjusted Pretax Income without Losses Not Benefited</b>									
<b>3,391,499</b>		<b>721,522</b>	<b>721,522</b>	<b>852,328</b>		<b>942,647</b>	<b>875,002</b>		
<b>Interim Reporting ETR Run Rate - Calculated in the CV</b>									
54.33%		54.33%	54.33%	54.33%		54.33%	54.33%		
<b>Tax Expense Before Discrete Items</b>									
<b>1,842,548</b>		<b>391,992</b>	<b>391,992</b>	<b>463,056</b>		<b>512,125</b>	<b>475,375</b>		
TXP_P00001_Discr - Permanent Difference 1 - Discrete - PD									
(14,913)			(1,754)	(1,754)	(5,261)	1,309	(7,892)		(11,838)
TXP_P00040_Discr - Lobbying Expenses - Discrete - PD									
(11,838)		(1,315)	(1,754)	(1,754)	(5,261)	1,309	(7,892)		(11,838)
<b>Total Permanent Differences - Discret</b>									
<b>(26,751)</b>		<b>(1,315)</b>	<b>(1,754)</b>	<b>(1,754)</b>	<b>(5,261)</b>	<b>1,309</b>	<b>(7,892)</b>		<b>(11,838)</b>
TXP_P00003_Discr - Local Permanent Differences 3 - Discrete - PD									
TXP_P00010_Discr - Local Permanent Differences 10 - Discrete - PD									
<b>Total Local Pems - Discret</b>									
TXP_OtherTax006_Discr - Other Tax 6 - Discrete									
53,239	3,758	6,263	6,263	10,021	5,637	18,790	8,769		
TXP_OtherTax010_Discr - Other Tax 10 - Discrete									
<b>Total Other Taxes - Discret</b>									
<b>53,239</b>	<b>3,758</b>	<b>6,263</b>	<b>6,263</b>	<b>10,021</b>	<b>5,637</b>	<b>18,790</b>	<b>8,769</b>		
TXP_Adjustment120_Discr - Uncertain Tax Positions - Discrete									
58,250	7,516	13,780	13,780	31,317	4,384	(15,032)	16,285		
TXP_Adjustment121_Discr - Tax Adjustment 121 - Discrete									
<b>Total Other Adjustments - Discret</b>									
<b>58,250</b>	<b>7,516</b>	<b>13,780</b>	<b>13,780</b>	<b>31,317</b>	<b>4,384</b>	<b>(15,032)</b>	<b>16,285</b>		
TXP_ETRARCOpening - VA Opening Rate Change Impact									
(142)			12	12	(176)				21
TXP_ETRARCOpening - VA Opening Rate Change Impact - Discrete									
46									46



Orange shaded background cells are dynamic calculations that are only rendered in the cube view. The data is not stored in the database.

**TAX PROVISION BLUEPRINT**

Entity (Parent & Base): TXP\_Legal\_CTX | Year: 2021 | Time Period: Dec (M12) | Source: | Currency: Local | Show Curr Code: No | Data Decimal Places: No Decimals | Percent Decimal Places: 2 Decimals

**Schedule 10 (40c1) Applied ETR - National - Any Entity**

	TXP_Actual	TXP_Actual	TXP_Actual	TXP_Actual	TXP_Actual	TXP_Actual	TXP_Actual
	Mar 2020	Mar 2020	Jun 2020	Jun 2020	Sep 2020	Sep 2020	Dec 2020
	YTD	YTD	YTD	YTD	YTD	YTD	YTD
	Source	Source	Source	Source	Source	Source	Source
Interim Reporting ETR Run Rate - Input from Sch 01f			21.00%		22.54%		22.54%
TXP_PTIAAdjustedTotal - Total Adjusted Pretax Income	3,597,833	3,597,833	(3,577,664)	20,170	-	20,170	6,324,295
TXP_LossesNotBenefited - Losses Not Benefited	1,139,698	1,139,698	(1,124,835)	14,863	-	14,863	1,355,061
<b>Total Adjusted Pretax Income without Losses Not Benefited</b>	<b>4,737,531</b>	<b>4,737,531</b>	<b>(4,702,499)</b>	<b>35,033</b>	-	<b>35,033</b>	<b>7,679,356</b>
Interim Reporting ETR Run Rate - Calculated in the CV	21.00%	21.00%	21.00%	21.00%	-	21.00%	22.54%
Tax Expense Before Discrete Items	994,882	994,882	(987,525)	7,357	-	7,357	1,730,860
TXP_PD0001_Discr - Permanent Difference 1 - Discrete - PD							280
TXP_PD0040_Discr - Lobbying Expenses - Discrete - PD							280
<b>Total Permanent Differences - Discretes</b>							<b>280</b>
TXP_PD0003_Discr - Local Permanent Differences 3 - Discrete - PD							
TXP_PD0010_Discr - Local Permanent Differences 10 - Discrete - PD							
<b>Total Local Pems - Discretes</b>							
TXP_OtherTax006_Discr - Other Tax 6 - Discrete							1,216
TXP_OtherTax010_Discr - Other Tax 10 - Discrete							1,216
<b>Total Other Taxes - Discretes</b>							<b>1,216</b>
TXP_Adjustment120_Discr - Uncertain Tax Positions - Discrete							608
TXP_Adjustment121_Discr - Tax Adjustment 121 - Discrete							608
<b>Total Other Adjustments - Discretes</b>							<b>608</b>
TXP_ETRARCOpening - VA Opening Rate Change Impact	(766)	(766)	-	(766)	(265)	(1,032)	648

**TAX PROVISION BLUEPRINT**

Entity (Parent & Base): TXP\_Legal\_CTX | Year: 2021 | Time Period: Dec (M12) | View: | Currency: Local | Show Curr Code: No | Data Decimal Places: No Decimals | Percent Decimal Places: 2 Decimals

**Schedule 10 (40c2) Applied ETR - National - TXP\_Legal\_CTX - by UD3**

	TXP_Actual	TXP_Actual	TXP_Actual	TXP_Actual
	Dec 2021	Dec 2021	Dec 2021	Dec 2021
	YTD	YTD	YTD	YTD
	OKMC	OKMC	OKMC	OKMC
Interim Reporting ETR Run Rate - Input from Sch 01f	54.31%			
TXP_PTIAAdjustedTotal - Total Adjusted Pretax Income	5,988,822	5,988,822	37,611	5,951,211
TXP_LossesNotBenefited - Losses Not Benefited	642,230	642,230		642,230
<b>Total Adjusted Pretax Income without Losses Not Benefited</b>	<b>6,631,052</b>	<b>6,631,052</b>	<b>37,611</b>	<b>6,593,440</b>
Interim Reporting ETR Run Rate - Calculated in the CV	54.18%	54.18%	54.81%	54.18%
Tax Expense Before Discrete Items	3,592,819	3,592,819	20,547	3,572,272
TXP_PD0001_Discr - Permanent Difference 1 - Discrete - PD	17,064	17,064	379	16,685
TXP_PD0040_Discr - Lobbying Expenses - Discrete - PD	(11,836)	(11,836)		(11,836)
<b>Total Permanent Differences - Discretes</b>	<b>5,228</b>	<b>5,228</b>	<b>379</b>	<b>4,849</b>
TXP_PD0003_Discr - Local Permanent Differences 3 - Discrete - PD				
TXP_PD0010_Discr - Local Permanent Differences 10 - Discrete - PD				
<b>Total Local Pems - Discretes</b>				
TXP_OtherTax006_Discr - Other Tax 6 - Discrete	191,270	191,270	2,720	188,550
TXP_OtherTax010_Discr - Other Tax 10 - Discrete				
<b>Total Other Taxes - Discretes</b>	<b>191,270</b>	<b>191,270</b>	<b>2,720</b>	<b>188,550</b>
TXP_Adjustment120_Discr - Uncertain Tax Positions - Discrete	41,622	41,622	(3,990)	45,612
TXP_Adjustment121_Discr - Tax Adjustment 121 - Discrete				
<b>Total Other Adjustments - Discretes</b>	<b>41,622</b>	<b>41,622</b>	<b>(3,990)</b>	<b>45,612</b>
TXP_ETRARCOpening - VA Opening Rate Change Impact	(9,310)	(9,310)	-	(9,310)
TXP_ETRARCOpening_Discr - VA Opening Rate Change Impact - Discrete	45	45		45

**TAX PROVISION BLUEPRINT**

Entity (Items): TXP\_US\_New | Alpha Sort | Year: 2021 | Time Period: Dec (M12) | View: YTD | Source: Source | Jurisdiction Type: TXP\_National | Currency: Local | Show Chart Code: No | Data Decimal Places: No Decimals | Percent Decimal Places: 2 Decimals | Refresh Data

**Schedule 10 (45c) Interim ETR - National Consolidating for: TXP\_US\_Total**

	TXP_US_Total	TXP_US_105	TXP_US_102	TXP_US_LeqEntnA	TXP_US_101	TXP_US_107	TXP_US_108	TXP_US_104	TXP_US_117	TXP_US_118
	Expense	ETR Percent	Expense	ETR Percent	Expense	ETR Percent	Expense	ETR Percent	Expense	ETR Percent
	TXP_Actual	TXP_Actual	TXP_Actual	TXP_Actual	TXP_Actual	TXP_Actual	TXP_Actual	TXP_Actual	TXP_Actual	TXP_Actual
	Dec 2021	Dec 2021	Dec 2021	Dec 2021	Dec 2021	Dec 2021	Dec 2021	Dec 2021	Dec 2021	Dec 2021
	YTD	YTD	YTD	YTD	YTD	YTD	YTD	YTD	YTD	YTD
<b>CALC STATUS</b>										
TXP_ConsolTaxRate - Consolidated Tax Rate	22.00%									
TXP_CVRate - Current Year Stat Rate		22.00%	21.00%		20.00%	20.00%	21.00%	19.00%	21.00%	21.00%
TXP_PTIAAdjustedTotal - Total Adjusted Pretax Income	2,932,389		(289,371)	721,522		721,522	852,328	(169,739)		942,647
TXP_LossesNotBenefited - Losses Not Benefited	459,110		289,371				169,739			
Total Adjusted Pretax Income without Losses Not Benefited	3,391,499			721,522		721,522	852,328			942,647
Total Adjusted PTI without LNB (at Consolidated Tax Rate)	746,130	22.00%		158,735	22.00%	158,735	187,512	22.00%		207,382
TXP_TaxRateDiff - Tax Rate Differential	(41,130)	(1.21%)		(14,430)	(2.00%)		(14,430)	(2.00%)	(8,523)	(1.00%)
TXP_LocalExp - Local Tax Expense (Taxed) (from Sch 5)	(47,652)	(1.41%)		(2,756)	(0.38%)		(2,756)	(0.38%)	(8,314)	(0.74%)
Total Foreign Rate Differential	(88,782)	(2.62%)		(17,186)	(2.38%)		(17,186)	(2.38%)	(14,637)	(1.74%)
TXP_PD0005 - Municipal Bond Interest Income - PD	(43,690)	(1.29%)		(3,780)	(1.91%)		(3,780)	(1.91%)	(2,097)	(0.59%)
TXP_PD0010 - Interest Cost to Carry Municipal Bonds - PD	(6,890)	(0.20%)		(2,205)	(0.31%)		(2,205)	(0.31%)	(3,536)	(0.41%)
TXP_PD0015 - Subpart F Income - PD	7,966	0.24%		2,756	0.38%		2,756	0.38%	4,419	0.52%
TXP_PD0020 - Section 78 Gross Up - PD	5,764	0.17%		1,102	0.15%		1,102	0.15%	1,766	0.21%
TXP_PD0025 - Dividends Received Deduction 80% - PD	(1,583)	(0.05%)		(1,654)	(0.23%)		(1,654)	(0.23%)	(2,652)	(0.31%)
TXP_PD0030 - Dividends Received Deduction 70% - PD	(553)	(0.02%)		(1,102)	(0.15%)		(1,102)	(0.15%)	(1,768)	(0.21%)
TXP_PD0035 - Non-deductible Meals and Entertainment - PD	(24,238)	(0.71%)		(2,894)	(0.53%)		(3,858)	(0.53%)	(6,187)	(0.73%)
TXP_PD0040 - Lobbying Expenses - PD	4,317	0.13%		1,102	0.15%		1,102	0.15%	1,768	0.21%
TXP_PD0001 - Local Permanent Differences 1 - PD										
TXP_PD0002 - Local Permanent Differences 2 - PD										
TXP_PD0003 - Local Permanent Differences 3 - PD										
Total Permanent Differences with Local - Non-Discreters	(58,900)	(1.74%)		(2,894)	(0.44%)		(17,638)	(2.44%)	(28,285)	(3.32%)
TXP_OtherTax001 - Other Tax 1	38,959	1.15%		13,780	1.91%		13,780	1.91%	21,045	2.47%
TXP_OtherTax002 - Other Tax 2	11,637	0.34%		(2,756)	(0.38%)		(2,756)	(0.38%)	(4,209)	(0.49%)

**TAX PROVISION BLUEPRINT**

Entity (Items & Base): TXP\_Leq\_CTX | Alpha Sort | Year: 2021 | Time Period: Dec (M12) | View: YTD | Source: Source | Currency: Local | Show Chart Code: No | Data Decimal Places: No Decimals | Percent Decimal Places: 2 Decimals | Refresh Data

**Schedule 10 (45c-1) - Interim ETR - National - Any Entity**

	TXP_Leq_CTX	TXP_Leq_CTX
	Expense	ETR Percent
	Tax Actuals	Tax Actuals
	Dec 2021	Dec 2021
	YTD	YTD
<b>CALC STATUS</b>		
TXP_ConsolTaxRate - Consolidated Tax Rate	22.00%	
TXP_CVRate - Current Year Stat Rate		
TXP_PTIAAdjustedTotal - Total Adjusted Pretax Income	5,951,211	
TXP_LossesNotBenefited - Losses Not Benefited	642,230	
Total Adjusted Pretax Income without Losses Not Benefited	6,593,440	
Total Adjusted PTI without LNB (at Consolidated Tax Rate)	1,450,557	22.00%
TXP_TaxRateDiff - Tax Rate Differential	(7,580)	(0.87%)
TXP_LocalExp - Local Tax Expense (Taxed) (from Sch 5)	(110,615)	(1.87%)
Total Foreign Rate Differential	(167,596)	(2.54%)
TXP_PD0005 - Municipal Bond Interest Income - PD	(69,674)	(1.06%)
TXP_PD0010 - Interest Cost to Carry Municipal Bonds - PD	(16,169)	(0.25%)
TXP_PD0015 - Subpart F Income - PD	11,127	0.17%
TXP_PD0020 - Section 78 Gross Up - PD	11,014	0.17%
TXP_PD0025 - Dividends Received Deduction 80% - PD	(2,193)	(0.03%)
TXP_PD0030 - Dividends Received Deduction 70% - PD	1,024	0.02%
TXP_PD0035 - Non-deductible Meals and Entertainment - PD	(30,720)	(0.47%)
TXP_PD0040 - Lobbying Expenses - PD	7,417	0.11%
TXP_PD0001 - Local Permanent Differences 1 - PD		
TXP_PD0002 - Local Permanent Differences 2 - PD		
TXP_PD0003 - Local Permanent Differences 3 - PD		
Total Permanent Differences with Local - Non-Discreters	(88,173)	(1.34%)
TXP_OtherTax001 - Other Tax 1	54,811	0.83%
TXP_OtherTax002 - Other Tax 2	28,634	0.43%
TXP_OtherTax003 - Other Tax 3		

TAX PROVISION BLUEPRINT

Entity (Params & Base): TXP\_Legal\_CTX | Year: 2021 | Time Period: Dec (M12) | View: YTD | Currency: Local | Show Curr Code: No | Data Decimal Places: No Decimals | Percent Decimal Places: 2 Decimals | Refresh Data

TAX PROVISION BLUEPRINT SOLUTION

Overview of Rates / RTP Years / Nat. Process / LNB

Metadata Review

FX Currency Rates

Calc Status

Tax Provision Overview Reports

Group Filings Analysis

Taxid Reports

Consolidating Reports

Tax Reviewer - Actual Reports (Actual Scenario only)

Tax Reviewer - Forecast Reports

National Benefit Analysis

Reports

24b (Sch 06) <-> Def Provision - Nat & Local - Any Entry - Tax

25a (Sch 07) <+> Tax Account Reconciliation

25b (Sch 07) <+> Tax Acct Rec. - Total JD Consolidating

25c (Sch 07) <+> Tax Acct Rec. - Nat Consolidating

25d (Sch 07) <+> Tax Acct Rec. - Local Consolidating

30c (Sch 08) <+> Local ETR - Nat Consolidating

30d1 (Sch 08) <-> Local ETR - Nat - Any Entry

30d2 (Sch 08) <-> Local ETR - Nat - Any Entry - by UD3

35c (Sch 09) <+> Consol ETR - Nat Consolidating

35d1 (Sch 09) <-> Consol ETR - Nat - Any Entry

35d2 (Sch 09) <-> Consol ETR - Nat - Any Entry - by UD3

36c (Sch 09a) <+> Consol ETR - Nat Consolidating

36d1 (Sch 09a) <-> Consol ETR - Nat - Any Entry

36d2 (Sch 09a) <-> Consol ETR - Nat - Any Entry - by UD3

40c (Sch 10) <+> Applied ETR - Nat Consolidating

40d1 (Sch 10) <-> Applied ETR - Nat - Any Entry - by Qtr

40d2 (Sch 10) <-> Applied ETR - Nat - Any Entry - by UD3

45c (Sch 11) <+> Interim ETR - Nat Consolidating

45d1 (Sch 11) <-> Interim ETR - Nat - Any Entry

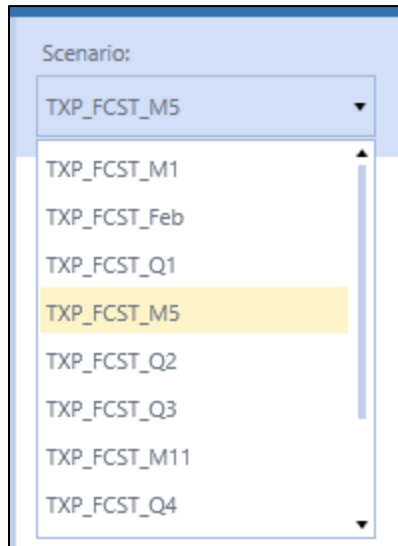
45d2 (Sch 11) <-> Interim ETR - Nat - Any Entry - by UD3

Schedule 18 (45c2) - Interim ETR - National - TXP\_Legal\_CTX - by UD3

	TXP_TopTax		TXP_SourceTotal		TXP_SourceAdj		TXP_Source	
	Expense Tax Actuals Dec 2021 YTD	ETR Percent Dec 2021 YTD	Expense Tax Actuals Dec 2021 YTD	ETR Percent Dec 2021 YTD	Expense Tax Actuals Dec 2021 YTD	ETR Percent Dec 2021 YTD	Expense Tax Actuals Dec 2021 YTD	ETR Percent Dec 2021 YTD
CALC STATUS								
TXP_ConsolTaxRate - Consolidated Tax Rate		22.00%						
TXP_CVRate - Current Year Stat Rate								
TXP_PTIAdjustedTotal - Total Adjusted Pretax Income	5,988,822		5,988,822		37,611		5,951,211	
TXP_LossesNotBenefited - Losses Not Benefited	642,230		642,230		-		642,230	
Total Adjusted Pretax Income without Losses Not Benefited	6,631,052		6,631,052		37,611		6,593,440	
Total Adjusted PTI without LNB (at Consolidated Tax Rate)	1,458,831	22.00%	1,458,831	22.00%	8,274	22.00%	1,450,557	22.00%
TXP_TaxRateDiff - Tax Rate Differential	(58,709)	(0.89%)	(58,709)	(0.89%)	(1,128)	(0.00%)	(57,580)	(0.87%)
TXP_LocalExp - Local Tax Expense (Taxed) (from Sch 5)	(111,512)	(1.68%)	(111,512)	(1.68%)	(1,496)	(0.98%)	(110,015)	(1.67%)
Total Foreign Rate Differential	(170,220)	(2.57%)	(170,220)	(2.57%)	(2,625)	(0.98%)	(167,596)	(2.54%)
TXP_PD0005 - Municipal Bond Interest Income - PD	(69,864)	(1.05%)	(69,864)	(1.05%)	(190)	(0.50%)	(69,674)	(1.06%)
TXP_PD0010 - Interest Cost to Carry Municipal Bonds - PD	(16,074)	(0.24%)	(16,074)	(0.24%)	95	0.25%	(16,169)	(0.25%)
TXP_PD0015 - Subpart F Income - PD	11,582	0.17%	11,582	0.17%	455	1.21%	11,127	0.17%
TXP_PD0020 - Section 78 Gross Up - PD	10,920	0.16%	10,920	0.16%	(95)	(0.25%)	11,014	0.17%
TXP_PD0025 - Dividends Received Deduction 80% - PD	(2,803)	(0.03%)	(2,803)	(0.03%)	190	0.50%	(2,109)	(0.03%)
TXP_PD0030 - Dividends Received Deduction 70% - PD	968	0.01%	968	0.01%	(20)	(0.10%)	1,024	0.02%
TXP_PD0035 - Non-deductible Meals and Entertainment - PD	(31,193)	(0.47%)	(31,193)	(0.47%)	(474)	(1.26%)	(30,720)	(0.47%)
TXP_PD0040 - Lobbying Expenses - PD	7,531	0.11%	7,531	0.11%	114	0.30%	7,417	0.11%
TXP_PD0001 - Local Permanent Differences 1 - PD	-	-	-	-	-	-	-	-
TXP_PD0002 - Local Permanent Differences 2 - PD	-	-	-	-	-	-	-	-
TXP_PD0003 - Local Permanent Differences 3 - PD	-	-	-	-	-	-	-	-
Total Permanent Differences with Local - Non-Discretes	(88,116)	(1.33%)	(88,116)	(1.33%)	57	0.15%	(88,173)	(1.34%)
TXP_OtherTax001 - Other Tax 1	54,313	0.82%	54,313	0.82%	(499)	(1.33%)	54,811	0.83%
TXP_OtherTax002 - Other Tax 2	28,235	0.43%	28,235	0.43%	(399)	(1.06%)	28,634	0.43%

## Tax Reviewer – Forecast Reports

We have attempted to create a group of reports that a “Tax Reviewer” user might be interested in. These can be modified. Other types of tax user roles can be added. These reports use a Forecast scenario combo box which means you do not have to change the scenario in the Workflow POV.



**TAX PROVISION BLUEPRINT**

Report Groups: TAX PROVISION BLUEPRINT SOLUTION

Scenario: No Input Periods; Entity (Parent): TYP\_US\_Total; Year: 2021; Time Period: Dec (M12); View: YTD; Source: TYP\_US\_Total; Jurisdiction Type: TYP\_National; Currency: Local; Show Curr Code: No; Data Decimal Places: No Decimals; Refresh Data

Overview of Rates / RTP Years / Nat. Process / LNB

Metadata Review

FX Currency Rates

Calc Status

Tax Provision Overview Reports

Group Filings Analysis

Trend Reports

Consolidating Reports

Tax Reviewer - Actual Reports (Actual Scenario only)

Tax Reviewer - Forecast Reports

National Benefits Analysis

Reports

10c: FC (Sch 05) <D> Cur Provision - Nat Consolidating

10c1: FC (Sch 05) <C+> Cur Provision - Nat Consolidating - by UD7

10d: FC (Sch 05) <E+> Cur Provision - Local Consolidating - by UD1

10d1: FC (Sch 05) <D+> Cur Provision - Local Consolidating - by Entity

10d2: FC (Sch 05) <E+> Cur Provision - Local Consolidating - by UD7

**Schedule 05 FC (100) - Current Provision - National Consolidating for: TYP\_US\_Total**

	OC/MC	TYP_US_Total	TYP_US_105	TYP_US_102	TYP_US_101	TYP_US_107	TYP_US_108	TYP_US_104	TYP_US_117	TYP_US_118	TYP_US_120
		Dec 2021	Dec 2021	Dec 2021	Dec 2021	Dec 2021	Dec 2021	Dec 2021	Dec 2021	Dec 2021	Dec 2021
		YTD	YTD	YTD	YTD	YTD	YTD	YTD	YTD	YTD	YTD
<b>CALC STATUS</b>											
TYP_PretaxIncome - Pretax Income		2,657,204	(252,848)	632,120	632,120	772,236	(149,410)		896,462	758,544	
TYP_PTBA001 - Book Adjustments		22,297	(12,642)	18,964	18,964	9,654	(8,321)		(1,906)	44,340	
<b>Total Pretax Income Book Adjustments</b>		<b>22,297</b>	<b>(12,642)</b>	<b>18,964</b>	<b>18,964</b>	<b>9,654</b>	<b>(8,321)</b>		<b>(1,906)</b>	<b>44,340</b>	
<b>Total Adjusted Pretax Income</b>		<b>2,679,501</b>	<b>(265,490)</b>	<b>651,084</b>	<b>651,084</b>	<b>781,990</b>	<b>(157,731)</b>		<b>894,556</b>	<b>802,793</b>	
TYP_P0005 - Municipal Bond Interest Income - PD		(269,743)	(50,570)	(83,212)	(83,212)	(96,542)	(23,285)		(18,964)	(15,171)	
TYP_P0010 - Interest Cost to Carry Municipal Bonds - PD		(50,845)	(7,585)	(10,114)	(10,114)	(15,447)	(12,642)		(8,950)	3,793	
TYP_P0015 - Subpart F Income - PD		40,548	10,114	12,642	12,642	19,308	(5,057)		(2,530)	6,068	
TYP_P0020 - Section 78 Gross Up - PD		38,065	6,321	5,057	5,057	7,723	6,321		6,321	6,321	
TYP_P0025 - Dividends Received Deduction 80% - PD		(17,401)	(6,321)	(7,585)	(7,585)	(11,585)	(3,793)		15,171	(5,287)	
TYP_P0030 - Dividends Received Deduction 70% - PD		(3,678)	(506)	(5,057)	(5,057)	(7,723)	(506)		5,057	3,075	
TYP_P0035 - Nondeductible Meals and Entertainment - PD		(107,943)	(12,642)	(17,699)	(17,699)	(27,032)	(12,642)		(12,642)	(25,285)	
TYP_P0040 - Lobbying Expenses - PD		26,055	5,057	5,057	5,057	7,723	1,896		1,896	4,423	

**TAX PROVISION BLUEPRINT**

Report Groups: TAX PROVISION BLUEPRINT SOLUTION

Scenario: No Input Periods; Entity (Parent): TYP\_Legal\_CTX; Year: 2021; Time Period: Dec (M12); View: YTD; Source: TYP\_US\_Total; Jurisdiction Type: TYP\_National; Currency: Local; Show Curr Code: No; Data Decimal Places: No Decimals; Refresh Data

Overview of Rates / RTP Years / Nat. Process / LNB

Metadata Review

FX Currency Rates

Calc Status

Tax Provision Overview Reports

Group Filings Analysis

Trend Reports

Consolidating Reports

Tax Reviewer - Actual Reports (Actual Scenario only)

Tax Reviewer - Forecast Reports

National Benefits Analysis

Reports

10c: FC (Sch 05) <D> Cur Provision - Nat Consolidating

10c1: FC (Sch 05) <C+> Cur Provision - Nat Consolidating - by UD7

10d: FC (Sch 05) <E+> Cur Provision - Local Consolidating - by UD1

10d1: FC (Sch 05) <D+> Cur Provision - Local Consolidating - by Entity

10d2: FC (Sch 05) <E+> Cur Provision - Local Consolidating - by UD7

20c: FC (Sch 06) <D> Def Provision - Nat Consolidating

**Schedule 05 FC (100) - Current Provision - National Consolidating by UD7 for: TYP\_Legal\_CTX**

	OC/MC	TYP_Entities	TYP_Rev_Nat_GF_Copy	TYP_Canada_Total	TYP_CA_101	TYP_CA_102	TYP_CA_103	TYP_CA_107	TYP_CA_108	TYP_CA_110	TYP_CA_114	TYP_CA_115
		Dec 2021	Dec 2021	Dec 2021	Dec 2021	Dec 2021	Dec 2021	Dec 2021	Dec 2021	Dec 2021	Dec 2021	Dec 2021
		YTD	YTD	YTD	YTD	YTD	YTD	YTD	YTD	YTD	YTD	YTD
<b>CALC STATUS</b>												
TYP_PretaxIncome - Pretax Income		5,487,733	5,447,137	(1,177,341)	320,799	189,643	(94,822)	142,232	(71,116)	47,799	166,235	47,411
TYP_PTBA001 - Book Adjustments		14,257	12,388	7,965	23,204	4,741	(9,482)	(7,112)	(23,700)	(4,741)	25,575	23,705
<b>Total Pretax Income Book Adjustments</b>		<b>14,257</b>	<b>12,388</b>	<b>7,965</b>	<b>23,204</b>	<b>4,741</b>	<b>(9,482)</b>	<b>(7,112)</b>	<b>(23,700)</b>	<b>(4,741)</b>	<b>25,575</b>	<b>23,705</b>
<b>Total Adjusted Pretax Income</b>		<b>5,501,990</b>	<b>5,459,525</b>	<b>(1,170,276)</b>	<b>343,913</b>	<b>194,384</b>	<b>(104,304)</b>	<b>135,121</b>	<b>(94,822)</b>	<b>43,058</b>	<b>191,810</b>	<b>71,116</b>
TYP_P0005 - Municipal Bond Interest Income - PD		(422,044)	(421,261)	14,806	(36,252)	(7,189)	(4,793)	(5,272)	2,876	(2,396)	(10,850)	(2,396)
TYP_P0010 - Interest Cost to Carry Municipal Bonds - PD		(103,395)	(103,021)	30,604	(20,025)	(4,793)	2,396	(959)	1,438	(6,710)	(5,172)	(959)
TYP_P0015 - Subpart F Income - PD		61,201	61,201									
TYP_P0020 - Section 78 Gross Up - PD		65,400	65,400									
TYP_P0025 - Dividends Received Deduction 80% - PD		(25,811)	(25,811)									
TYP_P0030 - Dividends Received Deduction 70% - PD		3,861	3,861									
TYP_P0035 - Nondeductible Meals and Entertainment - PD		(148,298)	(148,298)	(40,326)								
TYP_P0040 - Lobbying Expenses - PD		43,129	43,129									
TYP_P0001: Disc - Permanent Difference 1 - Discrete - PD		25,894	61,641	(119,859)	35,902	38,343	(5,751)	(9,586)	7,669	859	(7,233)	17,254

**TAX PROVISION BLUEPRINT**

Report Groups: TAX PROVISION BLUEPRINT SOLUTION

Scenario: No Input Periods; Entity (Country & Lower): TYP\_US\_Total; Year: 2021; Time Period: Dec (M12); View: YTD; Source: TYP\_US\_Total; Jurisdiction Type: TYP\_Local; Currency: Local; Show Curr Code: No; Data Decimal Places: No Decimals; Refresh Data

Overview of Rates / RTP Years / Nat. Process / LNB

Metadata Review

FX Currency Rates

Calc Status

Tax Provision Overview Reports

Group Filings Analysis

Trend Reports

Consolidating Reports

Tax Reviewer - Actual Reports (Actual Scenario only)

Tax Reviewer - Forecast Reports

National Benefits Analysis

Reports

10c: FC (Sch 05) <D> Cur Provision - Nat Consolidating

10c1: FC (Sch 05) <C+> Cur Provision - Nat Consolidating - by UD7

10d: FC (Sch 05) <E+> Cur Provision - Local Consolidating - by UD1

10d1: FC (Sch 05) <D+> Cur Provision - Local Consolidating - by Entity

10d2: FC (Sch 05) <E+> Cur Provision - Local Consolidating - by UD7

20c: FC (Sch 06) <D> Def Provision - Nat Consolidating

**Schedule 05 FC (100) - Current Provision - Local Consolidating - By UD1 for: TYP\_US\_Total**

	OC/MC	TYP_US_Total	TYP_US_AL	TYP_US_CA	TYP_US_DE	TYP_US_GA	TYP_US_IL	TYP_US_NV
		Dec 2021	Dec 2021	Dec 2021	Dec 2021	Dec 2021	Dec 2021	Dec 2021
		YTD	YTD	YTD	YTD	YTD	YTD	YTD
<b>CALC STATUS</b>								
TYP_PretaxIncome - Pretax Income		12,909,047	1,128,622	2,025,084	2,427,342	2,910,052	1,760,743	2,657,204
TYP_PTBA001 - Book Adjustments		171,707	34,939	3,333	22,297	34,939	57,803	22,297
<b>Total Pretax Income Book Adjustments</b>		<b>171,707</b>	<b>34,939</b>	<b>3,333</b>	<b>22,297</b>	<b>34,939</b>	<b>57,803</b>	<b>22,297</b>
<b>Total Adjusted Pretax Income</b>		<b>13,080,754</b>	<b>1,163,561</b>	<b>2,028,417</b>	<b>2,449,639</b>	<b>2,944,991</b>	<b>1,818,546</b>	<b>2,679,501</b>
TYP_P0005 - Municipal Bond Interest Income - PD		(1,264,471)	(187,567)	(206,531)	(130,677)	(219,173)	(250,779)	(269,743)
TYP_P0010 - Interest Cost to Carry Municipal Bonds - PD		(229,218)	(31,882)	(40,732)	(20,504)	(43,260)	(41,996)	(50,845)
TYP_P0015 - Subpart F Income - PD		195,245	30,434	27,905	22,848	30,434	43,076	40,548
TYP_P0020 - Section 78 Gross Up - PD		181,614	26,687	33,008	20,366	31,744	31,744	38,065
TYP_P0025 - Dividends Received Deduction 80% - PD		(95,554)	(24,986)	(9,815)	299	(1,079)	(32,571)	(17,401)
TYP_P0030 - Dividends Received Deduction 70% - PD		(15,493)	(3,678)	1,379	2,391	(3,172)	(8,755)	(3,678)
TYP_P0035 - Nondeductible Meals and Entertainment - PD		(331,349)	(77,601)	(90,244)	(64,959)	(95,301)	(107,943)	
TYP_P0040 - Lobbying Expenses - PD		125,355	19,102	20,998	14,045	20,998	24,159	26,055
TYP_P0001: Disc - Permanent Difference 1 - Discrete - PD		(284,356)	(22,415)	(56,801)	(57,465)	(59,466)	(20,472)	(64,926)

**TAX PROVISION BLUEPRINT**

Report Groups: TAX PROVISION BLUEPRINT SOLUTION

Scenario: No Input Periods; Entity (Parent): TYP\_US\_Total; Year: 2021; Time Period: Dec (M12); View: YTD; Source: TYP\_US\_Total; Jurisdiction Type: TYP\_Local; Currency: Local; Show Curr Code: No; Data Decimal Places: No Decimals; Refresh Data

Overview of Rates / RTP Years / Nat. Process / LNB

Metadata Review

FX Currency Rates

Calc Status

Tax Provision Overview Reports

Group Filings Analysis

Trend Reports

Consolidating Reports

Tax Reviewer - Actual Reports (Actual Scenario only)

Tax Reviewer - Forecast Reports

National Benefits Analysis

Reports

10c: FC (Sch 05) <D> Cur Provision - Nat Consolidating

10c1: FC (Sch 05) <C+> Cur Provision - Nat Consolidating - by UD7

10d: FC (Sch 05) <E+> Cur Provision - Local Consolidating - by UD1

10d1: FC (Sch 05) <D+> Cur Provision - Local Consolidating - by Entity

10d2: FC (Sch 05) <E+> Cur Provision - Local Consolidating - by UD7

20c: FC (Sch 06) <D> Def Provision - Nat Consolidating

**Schedule 05 FC (100) - Current Provision - Local Consolidating - By Entity**

	OC/MC	TYP_US_Total	TYP_US_105	TYP_US_102	TYP_US_101	TYP_US_107	TYP_US_108	TYP_US_117
		Dec 2021	Dec 2021	Dec 2021	Dec 2021	Dec 2021	Dec 2021	Dec 2021
		YTD	YTD	YTD	YTD	YTD	YTD	YTD
<b>CALC STATUS</b>								
TYP_PretaxIncome - Pretax Income		12,909,047	1,544,672	5,452,326	706,128	4,666,198	3,498,499	2,413,551
TYP_PTBA001 - Book Adjustments		171,707	19,308	120,448	(18,619)	139,067	(24,940)	56,891
<b>Total Pretax Income Book Adjustments</b>		<b>171,707</b>	<b>19,308</b>	<b>120,448</b>	<b>(18,619)</b>	<b>139,067</b>	<b>(24,940)</b>	<b>56,891</b>
<b>Total Adjusted Pretax Income</b>		<b>13,080,754</b>	<b>1,563,981</b>	<b>5,572,773</b>	<b>707,509</b>	<b>4,805,264</b>	<b>3,473,559</b>	<b>2,470,441</b>
TYP_P0005 - Municipal Bond Interest Income - PD		(1,264,471)	(193,084)	(674,760)	(344,793)	(329,967)	(347,321)	(49,305)
TYP_P0010 - Interest Cost to Carry Municipal Bonds - PD		(229,218)	(30,893)	(101,691)	(53,650)	(48,041)	(95,370)	(1,264)
TYP_P0015 - Subpart F Income - PD		195,245	38,617	127,819	68,959	58,661	19,400	9,608
TYP_P0020 - Section 78 Gross Up - PD		181,614	15,447	87,508	34,410	53,098	59,895	18,964
TYP_P0025 - Dividends Received Deduction 80% - PD		(95,554)	(23,170)	(69,694)	(42,134)	(27,540)	(11,286)	8,597
TYP_P0030 - Dividends Received Deduction 70% - PD		(15,493)	(15,447)	(12,918)	(16,964)	4,046	(2,399)	15,171
TYP_P0035 - Nondeductible Meals and Entertainment - PD		(331,349)	(77,601)	(90,244)	(64,959)	(95,301)	(107,943)	
TYP_P0040 - Lobbying Expenses - PD		125,355	19,102	20,998	14,045	20,998	24,159	26,055
TYP_P0001: Disc - Permanent Difference 1 - Discrete - PD		(284,356)	(22,415)	(56,801)	(57,465)	(59,466)	(20,472)	(64,926)

**TAX PROVISION BLUEPRINT**

Report Groups: TAX PROVISION BLUEPRINT SOLUTION

Overview of Rates / RTP Years / Nat. Process / LNB

Metadata Review

FX Currency Rates

Calc Status

Tax Provision Overview Reports

Group Filings Analysis

Trend Reports

Consolidating Reports

Tax Reviewer - Actual Reports (Actual Scenario only)

Tax Reviewer - Forecast Reports

National Benefit Analysis

Reports

10c: FC (Sch 05) <D> Cur Provision - Nat Consolidating

10c1: FC (Sch 05) <C> Cur Provision - Nat Consolidating - by UD7

10d: FC (Sch 05) <E> Cur Provision - Local Consolidating - by UD1

10d1: FC (Sch 05) <D> Cur Provision - Local Consolidating - by Entity

10d2: FC (Sch 05) <E> Cur Provision - Local Consolidating - by UD7

**Schedule 05 FC (1042) - Current Provision - Local Consolidating - By UD7**

TXP_Entity	TXP_US_Total	TXP_US_102	TXP_US_104	TXP_US_107	TXP_US_108	TXP_US_116	TXP_US_120
TXP_TotalLocal	TXP_TotalLocal	TXP_TotalLocal	TXP_TotalLocal	TXP_TotalLocal	TXP_TotalLocal	TXP_TotalLocal	TXP_TotalLocal
TXP_FCST_Q3	TXP_FCST_Q3	TXP_FCST_Q3	TXP_FCST_Q3	TXP_FCST_Q3	TXP_FCST_Q3	TXP_FCST_Q3	TXP_FCST_Q3
Dec 2021	Dec 2021	Dec 2021	Dec 2021	Dec 2021	Dec 2021	Dec 2021	Dec 2021
YTD	YTD	YTD	YTD	YTD	YTD	YTD	YTD
<b>CAIC STATUS</b>							
TXP_PretaxIncome - Pretax Income	12,909,047	12,909,047	(1,011,393)	(747,051)	1,896,361	4,634,017	3,585,047
TXP_PTBA001 - Book Adjustments	171,707	171,707	(50,570)	(31,608)	56,891	57,925	(126,424)
<b>Total Pretax Income Book Adjustments</b>	<b>171,707</b>	<b>171,707</b>	<b>(50,570)</b>	<b>(31,608)</b>	<b>56,891</b>	<b>57,925</b>	<b>(126,424)</b>
<b>Total Adjusted Pretax Income</b>	<b>13,080,754</b>	<b>13,080,754</b>	<b>(1,061,963)</b>	<b>(778,659)</b>	<b>1,953,252</b>	<b>4,691,942</b>	<b>3,458,623</b>
TXP_PD0005 - Municipal Bond Interest Income - PD	(1,244,471)	(1,244,471)	(202,279)	(126,424)	(189,636)	(579,252)	(75,854)
TXP_PD0010 - Interest Cost to Carry Municipal Bonds - PD	(229,218)	(229,218)	(30,342)	(83,212)	(30,342)	(82,680)	(35,399)
TXP_PD0013 - Subpart F Income - PD	195,245	195,245	40,456	(25,285)	37,827	115,850	(10,114)
TXP_PD0020 - Section 78 Gross Up - PD	181,614	181,614	25,285	31,606	15,171	46,340	25,285
TXP_PD0025 - Dividends Received Deduction 80% - PD	(95,554)	(95,554)	(25,285)	(18,964)	(22,750)	(69,510)	60,684
TXP_PD0030 - Dividends Received Deduction 70% - PD	(15,493)	(15,493)	(2,023)	(2,529)	(15,171)	(46,340)	20,228

**TAX PROVISION BLUEPRINT**

Report Groups: TAX PROVISION BLUEPRINT SOLUTION

Overview of Rates / RTP Years / Nat. Process / LNB

Metadata Review

FX Currency Rates

Calc Status

Tax Provision Overview Reports

Group Filings Analysis

Trend Reports

Consolidating Reports

Tax Reviewer - Actual Reports (Actual Scenario only)

Tax Reviewer - Forecast Reports

National Benefit Analysis

Reports

10f1: FC (Sch 05) <D> Cur Provision - Local Consolidating - by Entity

10d2: FC (Sch 05) <E> Cur Provision - Local Consolidating - by UD7

**Schedule 06 FC (20c) - Deferred Tax - National Consolidating for: TXP\_US\_Total**

TXP_US_Total	TXP_US_105	TXP_US_102	TXP_US_LegalEntityA	TXP_US_101	TXP_US_107	TXP_US_108	TXP_US_104	TXP_US_117	TXP_US_118	TXP_US_120
TXP_FCST_Q3	TXP_FCST_Q3	TXP_FCST_Q3	TXP_FCST_Q3	TXP_FCST_Q3	TXP_FCST_Q3	TXP_FCST_Q3	TXP_FCST_Q3	TXP_FCST_Q3	TXP_FCST_Q3	TXP_FCST_Q3
Dec 2021	Dec 2021	Dec 2021	Dec 2021	Dec 2021	Dec 2021	Dec 2021	Dec 2021	Dec 2021	Dec 2021	Dec 2021
YTD	YTD	YTD	YTD	YTD	YTD	YTD	YTD	YTD	YTD	YTD
<b>CAIC STATUS</b>										
TXP_TD0005 - Tax Depreciation - TD	18,699	1,264	1,264	1,264	2,896	632	6,321	6,321		
TXP_TD0010 - Book Depreciation - TD	-	-	-	-	-	-	-	-	-	-
TXP_TD0015 - Tax Gain / Loss on Sale of Assets - TD	34,330	6,321	6,321	6,321	14,481	885	9,482	(3,161)		
TXP_TD0020 - Book Gain / Loss on Sale of Assets - TD	-	-	-	-	-	-	-	-	-	-
TXP_TD0025 - Bad Debt Reserve - TD	30,399	7,585	7,585	7,585	17,378	2,781	(3,287)	(1,644)		
TXP_TD0030 - Legal Fee Reserve - TD	(15,322)	(3,161)	(3,161)	(3,161)	(7,241)	(3,161)	4,551			
TXP_TD0035 - Contingency Reserve - TD	(13,951)	(3,793)	(3,793)	(3,793)	(8,689)	(4,172)	(7,333)			
TXP_TD0040 - Accrued Incentive Compensation - TD	(44,047)	632	(15,171)	(34,755)	695	8,218	(3,793)			
TXP_TD0045 - Deferred Compensation - TD	(3,606)	(5,057)	(5,057)	(5,057)	(11,585)	(5,057)	(3,540)			
TXP_TD0050 - Long Term Incentive Plan - TD	(19,841)	(3,793)	(3,793)	(3,793)	(8,689)	(3,540)	3,413			
TXP_TD0001_Discr - Temporary Difference 1 - Discrete - TD	(29,882)									(29,882)
TXP_TD0040_Discr - Accrued Incentive Compensation - Discrete - TD	(14,941)		(2,877)	(10,344)	(10,344)	8,045	2,877			(12,642)
<b>Total Temporary Differences - TD</b>	<b>(109,271)</b>	<b>(2,877)</b>	<b>(26,147)</b>	<b>(26,147)</b>	<b>(28,156)</b>	<b>(8,665)</b>	<b>(7,438)</b>	<b>(15,492)</b>		

**TAX PROVISION BLUEPRINT**

Report Groups: TAX PROVISION BLUEPRINT SOLUTION

Overview of Rates / RTP Years / Nat. Process / LNB

Metadata Review

FX Currency Rates

Calc Status

Tax Provision Overview Reports

Group Filings Analysis

Trend Reports

Consolidating Reports

Tax Reviewer - Actual Reports (Actual Scenario only)

Tax Reviewer - Forecast Reports

National Benefit Analysis

Reports

10f1: FC (Sch 05) <D> Cur Provision - Local Consolidating - by Entity

10d2: FC (Sch 05) <E> Cur Provision - Local Consolidating - by UD7

**Schedule 06 FC (20c-1) - Deferred Tax - National Consolidating - By UD7 for: TXP\_Legal\_CTX**

TXP_Entity	TXP_Rev_Nat_GF_Copy	TXP_Canada_Total	TXP_CA_101	TXP_CA_102	TXP_CA_103	TXP_CA_107	TXP_CA_108	TXP_CA_110	TXP_CA_114	TXP_CA_115
TXP_FCST_Q3	TXP_FCST_Q3	TXP_FCST_Q3	TXP_FCST_Q3	TXP_FCST_Q3	TXP_FCST_Q3	TXP_FCST_Q3	TXP_FCST_Q3	TXP_FCST_Q3	TXP_FCST_Q3	TXP_FCST_Q3
Dec 2021	Dec 2021	Dec 2021	Dec 2021	Dec 2021	Dec 2021	Dec 2021	Dec 2021	Dec 2021	Dec 2021	Dec 2021
YTD	YTD	YTD	YTD	YTD	YTD	YTD	YTD	YTD	YTD	YTD
<b>CAIC STATUS</b>										
TXP_TD0005 - Tax Depreciation - TD	28,732	28,732	7,541							
TXP_TD0010 - Book Depreciation - TD	-	-	-	-	-	-	-	-	-	-
TXP_TD0015 - Tax Gain / Loss on Sale of Assets - TD	45,470	45,470								
TXP_TD0020 - Book Gain / Loss on Sale of Assets - TD	-	-	-	-	-	-	-	-	-	-
TXP_TD0025 - Bad Debt Reserve - TD	38,105	38,105								
TXP_TD0030 - Legal Fee Reserve - TD	(11,812)	(11,551)	(1,277)	8,845	(2,396)	3,834	2,396	5,272	2,876	(3,617)
TXP_TD0035 - Contingency Reserve - TD	(55,205)	(55,205)								
TXP_TD0040 - Accrued Incentive Compensation - TD	(3,331)	(3,817)	(46,376)	45,539	(6,710)	3,355	(1,438)	6,710	10,065	6,717
TXP_TD0045 - Deferred Compensation - TD	(3,977)	(3,977)								
TXP_TD0050 - Long Term Incentive Plan - TD	(24,757)	(24,757)								
TXP_TD0001_Discr - Temporary Difference 1 - Discrete - TD	(29,882)	(29,882)								
TXP_TD0040_Discr - Accrued Incentive Compensation - Discrete - TD	(13,292)	(14,282)	(27,732)	23,828	(5,751)	13,420	(15,337)	3,834	1,917	11,367
<b>Total Temporary Differences - TD</b>	<b>(79,950)</b>	<b>(81,164)</b>	<b>(67,845)</b>	<b>78,212</b>	<b>(14,858)</b>	<b>26,609</b>	<b>(14,379)</b>	<b>15,816</b>	<b>14,858</b>	<b>14,467</b>

**TAX PROVISION BLUEPRINT**

Report Groups: TAX PROVISION BLUEPRINT SOLUTION

Overview of Rates / RTP Years / Nat. Process / LNB

Metadata Review

FX Currency Rates

Calc Status

Tax Provision Overview Reports

Group Filings Analysis

Trend Reports

Consolidating Reports

Tax Reviewer - Actual Reports (Actual Scenario only)

Tax Reviewer - Forecast Reports

National Benefit Analysis

Reports

10f1: FC (Sch 05) <D> Cur Provision - Local Consolidating - by Entity

10d2: FC (Sch 05) <E> Cur Provision - Local Consolidating - by UD7

**Schedule 06 FC (20d) - Deferred Tax - Local Consolidating - By UD7 for: TXP\_US\_Total**

TXP_FCST_Q3	TXP_US_AL	TXP_US_CA	TXP_US_DE	TXP_US_GA	TXP_US_IL	TXP_US_NV
Dec 2021	Dec 2021	Dec 2021	Dec 2021	Dec 2021	Dec 2021	Dec 2021
YTD	YTD	YTD	YTD	YTD	YTD	YTD
<b>CAIC STATUS</b>						
TXP_TD0005 - Tax Depreciation - TD	92,600	11,114	17,435	15,539	17,435	12,378
TXP_TD0010 - Book Depreciation - TD	-	-	-	-	-	-
TXP_TD0015 - Tax Gain / Loss on Sale of Assets - TD	154,525	18,527	28,009	20,803	28,009	24,848
TXP_TD0020 - Book Gain / Loss on Sale of Assets - TD	-	-	-	-	-	-
TXP_TD0025 - Bad Debt Reserve - TD	148,201	26,101	22,614	12,417	22,894	33,686
TXP_TD0030 - Legal Fee Reserve - TD	(66,700)	(9,011)	(12,171)	(3,850)	(12,171)	(15,322)
TXP_TD0035 - Contingency Reserve - TD	(168,235)	(23,986)	(28,158)	(20,103)	(28,158)	(27,779)
TXP_TD0040 - Accrued Incentive Compensation - TD	(237,166)	(7,094)	(28,870)	(20,204)	(44,679)	(52,465)
TXP_TD0045 - Deferred Compensation - TD	(173,178)	(21,482)	(20,435)	(30,548)	(30,548)	(35,606)
TXP_TD0050 - Long Term Incentive Plan - TD	(96,960)	(12,608)	(16,148)	(8,815)	(16,148)	(16,401)
TXP_TD0001_Discr - Temporary Difference 1 - Discrete - TD	(179,292)	(29,882)	(29,882)	(29,882)	(29,882)	(29,882)
TXP_TD0040_Discr - Accrued Incentive Compensation - Discrete - TD	(38,457)	8,045	(4,597)	(4,597)	(12,608)	(2,299)
TXP_TD0001 - Local Temporary Difference 1 - TD	(36,203)				(12,744)	(19,115)



**TAX PROVISION BLUEPRINT**

Report Groups: TAX PROVISION BLUEPRINT SOLUTION

Scenario: No Input Periods Entity (Parent & Base) Alpha Sort Jurisdiction (C): Year: Time Period: View: USD Data Type: Flow Based on the USD Data Type: Alpha Sort Source: Jurisdiction Type: Currency: Show Curr Code: Data Decimal Places

TAX PROVISION BLUEPRINT SOLUTION

Overview of Rates / RTP Years / Nat. Process / LNB

Metadata Review

FX Currency Rates

Calc Status

Tax Provision Overview Reports

Group Filings Analysis

Trend Reports

Consolidating Reports

Tax Reviewer - Actual Reports (Actual Scenario only)

Tax Reviewer - Forecast Reports

National Benefit Analysis

Reports

2041 FC (Sch 05) <D> Cur Provision - Local Consolidating - by Entity

2042 FC (Sch 05) <E> Cur Provision - Local Consolidating - by UDT

2043 FC (Sch 06) <D> Def Provision - Nat Consolidating

2044 FC (Sch 06) <C> Def Provision - Nat Consolidating - by UDT

2045 FC (Sch 06) <E> Def Provision - Local Consolidating - by UDT

2046 FC (Sch 06) <D> Def Provision - Local Consolidating - by Entity

2047 FC (Sch 06) <E> Def Provision - Local Consolidating - by UDT

2048 FC (Sch 06) <E> Def Provision - Local Consolidating - by UDT

**Schedule 06 FC (20d1) - Deferred Tax - Local Consolidating - By Entity for: TXP\_US\_Total**

TXP_US_Total	TXP_US_105	TXP_US_104	TXP_US_101	TXP_US_107	TXP_US_104	TXP_US_117
TXP_TopTax	TXP_TopTax	TXP_TopTax	TXP_TopTax	TXP_TopTax	TXP_TopTax	TXP_TopTax
TXP_GFEntities	TXP_GFEntities	TXP_GFEntities	TXP_GFEntities	TXP_GFEntities	TXP_GFEntities	TXP_GFEntities
TXP_FCST_Q3	TXP_FCST_Q3	TXP_FCST_Q3	TXP_FCST_Q3	TXP_FCST_Q3	TXP_FCST_Q3	TXP_FCST_Q3
Dec 2021	Dec 2021	Dec 2021	Dec 2021	Dec 2021	Dec 2021	Dec 2021
YTD	YTD	YTD	YTD	YTD	YTD	YTD
92,600	5,793	40,559	9,585	30,974	27,285	18,964
154,525	28,963	74,096	47,926	26,170	48,306	3,161
148,261	34,735	82,417	57,511	24,906	37,663	(8,574)
(66,706)	(14,481)	(29,273)	(23,963)	(5,310)	(28,894)	5,942
(160,225)	(17,378)	(74,268)	(28,756)	(45,513)	(49,742)	(18,837)
(237,166)	(69,510)	(114,580)	(67,614)	(46,967)	(53,960)	885
(173,178)	(23,170)	(80,961)	(38,341)	(41,720)	(57,305)	(12,642)
(90,060)	(17,378)	(40,766)	(28,756)	(12,010)	(35,203)	3,287
(179,292)		(89,648)		(89,648)	(29,882)	(29,766)

**TAX PROVISION BLUEPRINT**

Report Groups: TAX PROVISION BLUEPRINT SOLUTION

Scenario: No Input Periods Entity (Country & Lower) Alpha Sort Jurisdiction (C): Year: Time Period: View: USD Data Type: Flow Based on the USD Data Type: Alpha Sort Source: Jurisdiction Type: Currency: Show Curr Code: Data Decimal Places

TAX PROVISION BLUEPRINT SOLUTION

Overview of Rates / RTP Years / Nat. Process / LNB

Metadata Review

FX Currency Rates

Calc Status

Tax Provision Overview Reports

Group Filings Analysis

Trend Reports

Consolidating Reports

Tax Reviewer - Actual Reports (Actual Scenario only)

Tax Reviewer - Forecast Reports

National Benefit Analysis

Reports

2041 FC (Sch 05) <D> Cur Provision - Local Consolidating - by Entity

2042 FC (Sch 05) <E> Cur Provision - Local Consolidating - by UDT

2043 FC (Sch 06) <D> Def Provision - Nat Consolidating

2044 FC (Sch 06) <C> Def Provision - Nat Consolidating - by UDT

2045 FC (Sch 06) <E> Def Provision - Local Consolidating - by UDT

2046 FC (Sch 06) <D> Def Provision - Local Consolidating - by Entity

2047 FC (Sch 06) <E> Def Provision - Local Consolidating - by UDT

2048 FC (Sch 06) <C> Def Provision - Nat - Any Entity - Gross

**Schedule 06 FC (20d2) - Deferred Tax - Local Consolidating - by UDT for: TXP\_US\_Total**

TXP_US_Total	TXP_US_102	TXP_US_104	TXP_US_107	TXP_US_118	TXP_US_120
TXP_TopTax	TXP_TopTax	TXP_TopTax	TXP_TopTax	TXP_TopTax	TXP_TopTax
TXP_GFEntities	TXP_GFEntities	TXP_GFEntities	TXP_GFEntities	TXP_GFEntities	TXP_GFEntities
TXP_FCST_Q3	TXP_FCST_Q3	TXP_FCST_Q3	TXP_FCST_Q3	TXP_FCST_Q3	TXP_FCST_Q3
Dec 2021	Dec 2021	Dec 2021	Dec 2021	Dec 2021	Dec 2021
YTD	YTD	YTD	YTD	YTD	YTD
92,600	92,600	5,057	3,161	3,793	17,378
154,525	154,525	25,285	4,425	18,964	86,888
148,261	148,261	30,342	12,907	22,756	104,265
(66,706)	(66,706)	(12,642)	(15,803)	(6,482)	(43,444)
(160,225)	(160,225)	(15,171)	(20,860)	(11,378)	(52,133)
(237,166)	(237,166)	2,538	3,477	(45,513)	(208,531)
(173,178)	(173,178)	(20,228)	(25,285)	(15,171)	(69,510)
(90,060)	(90,060)	(15,171)	(17,699)	(11,378)	(14,159)
(179,292)	(179,292)				
(30,437)	(30,437)	(11,493)	14,366	(3,031)	48,271
(28,309)	(28,309)	(5,495)	(5,495)	(5,495)	4,383

**TAX PROVISION BLUEPRINT**

Report Groups: TAX PROVISION BLUEPRINT SOLUTION

Scenario: No Input Periods Entity (Parent & Base) Alpha Sort UDT Group Filter: Year: Time Period: View: Source: Jurisdiction Type: Currency: Show Curr Code: Data Decimal Places

TAX PROVISION BLUEPRINT SOLUTION

Overview of Rates / RTP Years / Nat. Process / LNB

Metadata Review

FX Currency Rates

Calc Status

Tax Provision Overview Reports

Group Filings Analysis

Trend Reports

Consolidating Reports

Tax Reviewer - Actual Reports (Actual Scenario only)

Tax Reviewer - Forecast Reports

National Benefit Analysis

Reports

2041 FC (Sch 06) <D> Def Provision - Local Consolidating - by Entity

2042 FC (Sch 06) <E> Def Provision - Local Consolidating - by UDT

2043 FC (Sch 06) <C> Def Provision - Nat - Any Entity - Gross

2044 FC (Sch 06) <C> Def Provision - Nat - Any Entity - Tax

2045 FC (Sch 06) <C> Def Provision - Local - Any Entity - Gross

2046 FC (Sch 06) <C> Def Provision - Local - Any Entity - Tax

2047 FC (Sch 06) <C> Def Provision - Nat & Local - Any Entity - Tax

**Schedule 06 FC (22a) - Deferred Tax - Nat - Gross - By Any Entity**

TXP_FCST_Q3	TXP_FCST_Q3	TXP_FCST_Q3	TXP_FCST_Q3	TXP_FCST_Q3	TXP_FCST_Q3	TXP_FCST_Q3	TXP_FCST_Q3	TXP_FCST_Q3
Dec 2021	Dec 2021	Dec 2021	Dec 2021	Dec 2021	Dec 2021	Dec 2021	Dec 2021	Dec 2021
YTD	YTD	YTD	YTD	YTD	YTD	YTD	YTD	YTD
40,275								
(51,694)	38,291							
(18,596)								
189,047								
(92,247)	(87,325)							
27,049								
117,213								
291,855	70,111							
(2,718)								
37,774								
(614)								
(8,264)								

**TAX PROVISION BLUEPRINT**

Report Groups: TAX PROVISION BLUEPRINT SOLUTION

Scenario: No Input Periods Entity (Parent & Base) Alpha Sort UDT Group Filter: Year: Time Period: View: Source: Jurisdiction Type: Currency: Show Curr Code: Data Decimal Places

TAX PROVISION BLUEPRINT SOLUTION

Overview of Rates / RTP Years / Nat. Process / LNB

Metadata Review

FX Currency Rates

Calc Status

Tax Provision Overview Reports

Group Filings Analysis

Trend Reports

Consolidating Reports

Tax Reviewer - Actual Reports (Actual Scenario only)

Tax Reviewer - Forecast Reports

National Benefit Analysis

Reports

2041 FC (Sch 06) <D> Def Provision - Local Consolidating - by Entity

2042 FC (Sch 06) <E> Def Provision - Local Consolidating - by UDT

2043 FC (Sch 06) <C> Def Provision - Nat - Any Entity - Gross

2044 FC (Sch 06) <C> Def Provision - Local - Any Entity - Tax

2045 FC (Sch 06) <C> Def Provision - Local - Any Entity - Tax

2046 FC (Sch 06) <C> Def Provision - Nat & Local - Any Entity - Tax

**Schedule 06 FC (22b) - Deferred Tax - Nat - Tax - By Any Entity**

TXP_FCST_Q3	TXP_FCST_Q3	TXP_FCST_Q3	TXP_FCST_Q3	TXP_FCST_Q3	TXP_FCST_Q3	TXP_FCST_Q3	TXP_FCST_Q3	TXP_FCST_Q3
Dec 2021	Dec 2021	Dec 2021	Dec 2021	Dec 2021	Dec 2021	Dec 2021	Dec 2021	Dec 2021
YTD	YTD	YTD	YTD	YTD	YTD	YTD	YTD	YTD
7,097								
(14,015)	8,203							
(1,190)								
42,644								
(23,414)	(19,149)							
2,034								
24,441								
63,978	19,204							
(8,208)								
6,067								
(160)								
(1,629)								







**TAX PROVISION BLUEPRINT**

Report Groups: TAX PROVISION BLUEPRINT SOLUTION

Overview of Rates / RTP Years / Nat. Process / LNB

Metadata Review

FX Currency Rates

Calc Status

Tax Provision Overview Reports

Group Filings Analysis

Trend Reports

Consolidating Reports

Tax Reviewer - Actual Reports (Actual Scenario only)

Tax Reviewer - Forecast Reports

National Benefit Analysis

Reports

22a FC (Sch 06a) <C> Def Provision - Nat - Any Entity - Gross

22b FC (Sch 06b) <C> Def Provision - Nat - Any Entity - Tax

22c FC (Sch 06a) <C> Def Provision - Local - Any Entity - Gross

22d FC (Sch 06a) <C> Def Provision - Local - Any Entity - Tax

23a FC (Sch 07) <D> Tax Act Rec. - Nat Consolidating

23b FC (Sch 07) <D> Tax Act Rec. - Nat Consolidating

23c FC (Sch 07) <E> Tax Act Rec. - Local Consolidating

23d FC (Sch 07) <E> Tax Act Rec. - Local Consolidating

30c FC (Sch 08) <D> Local ETR - Nat Consolidating

30c1 FC (Sch 08) <C> Local ETR - Nat - Any Entity

30c2 FC (Sch 08) <C> Local ETR - Nat - Any Entity - by UD3

Scenario: No Input Periods Entity (Parents & Base) Alpha Sort Year: 2021 Time Period: Dec (M12) View: YTD Currency: Local Show Curr Code: No Data Decimal Places: No Decimals Percent Decimal Places: 2 Decimals Refresh Data

TXP\_FCST\_Q3 8 TXP\_US\_Total

Schedule 08 FC (06) - Local Effective Tax Rate - National Consolidating for: TXP\_US\_Total

TXP_US_Total	TXP_US_105		TXP_US_102		TXP_US_LegalEntityA		TXP_US_101		TXP_US_107		TXP_US_108	
	Expense	ETR Percent	Expense	ETR Percent	Expense	ETR Percent	Expense	ETR Percent	Expense	ETR Percent	Expense	ETR Percent
TXP_FCST_Q3	TXP_FCST_Q3	TXP_FCST_Q3	TXP_FCST_Q3	TXP_FCST_Q3	TXP_FCST_Q3	TXP_FCST_Q3	TXP_FCST_Q3	TXP_FCST_Q3	TXP_FCST_Q3	TXP_FCST_Q3	TXP_FCST_Q3	TXP_FCST_Q3
Dec 2021	Dec 2021	Dec 2021	Dec 2021	Dec 2021	Dec 2021	Dec 2021	Dec 2021	Dec 2021	Dec 2021	Dec 2021	Dec 2021	Dec 2021
YTD	YTD	YTD	YTD	YTD	YTD	YTD	YTD	YTD	YTD	YTD	YTD	YTD
OK/MC	OK/MC											
<b>720,545</b>	<b>18,982</b>	<b>(33,654)</b>	<b>184,248</b>		<b>(4,433)</b>	<b>188,681</b>		<b>100,080</b>		<b>15,447</b>		<b>10,371</b>
<b>131,376</b>		<b>5,057</b>	<b>11,159</b>		<b>2,678</b>	<b>108,881</b>		<b>10,114</b>		<b>10,114</b>		<b>10,371</b>
<b>151,081</b>	<b>1,800</b>	<b>1,498</b>	<b>111,559</b>		<b>2,678</b>	<b>108,881</b>		<b>10,114</b>		<b>10,114</b>		<b>10,371</b>
<b>903,002</b>	<b>20,781</b>	<b>(47,099)</b>	<b>305,920</b>		<b>(1,755)</b>	<b>307,676</b>		<b>215,898</b>				
TXP_PTUAdjustedTotal - Total Adjusted Pretax Income (from Sch 5)												
<b>2,679,501</b>		<b>(205,491)</b>	<b>651,084</b>	<b>20.00%</b>		<b>651,084</b>		<b>781,990</b>				
Adjusted Pretax at Statutory Rate												
<b>559,299</b>	<b>20.87%</b>	<b>(55,753)</b>	<b>130,217</b>	<b>20.00%</b>		<b>130,217</b>	<b>20.00%</b>	<b>164,218</b>	<b>21.00%</b>			
TXP_PD0005 - Municipal Bond Interest Income - PD (from Sch 5)												
<b>(55,508)</b>	<b>(2.07%)</b>		<b>(10,620)</b>	<b>4.00%</b>		<b>(12,642)</b>	<b>(1.94%)</b>	<b>(12,642)</b>	<b>(1.94%)</b>	<b>(20,274)</b>	<b>(2.59%)</b>	
TXP_PD0010 - Interest Cost to Carry Municipal Bonds - PD (from Sch 5)												
<b>(10,324)</b>	<b>(0.39%)</b>		<b>(1,593)</b>	<b>0.60%</b>		<b>(2,023)</b>	<b>(0.31%)</b>	<b>(2,023)</b>	<b>(0.31%)</b>	<b>(3,244)</b>	<b>(0.41%)</b>	
TXP_PD0015 - Subpart F Income - PD (from Sch 5)												
<b>8,490</b>	<b>0.32%</b>		<b>2,124</b>	<b>(0.80%)</b>		<b>2,528</b>	<b>0.39%</b>	<b>2,528</b>	<b>0.39%</b>	<b>4,055</b>	<b>0.52%</b>	
TXP_PD0020 - Section 78 Gross Up - PD (from Sch 5)												
<b>7,817</b>	<b>0.29%</b>		<b>1,327</b>	<b>(0.50%)</b>		<b>1,011</b>	<b>0.16%</b>	<b>1,011</b>	<b>0.16%</b>	<b>1,622</b>	<b>0.21%</b>	
TXP_PD0025 - Dividends Received Deduction 80% - PD (from Sch 5)												
<b>(3,502)</b>	<b>(0.13%)</b>		<b>(1,327)</b>	<b>0.50%</b>		<b>(1,517)</b>	<b>(0.23%)</b>	<b>(1,517)</b>	<b>(0.23%)</b>	<b>(2,433)</b>	<b>(0.31%)</b>	
TXP_PD0030 - Dividends Received Deduction 70% - PD (from Sch 5)												
<b>(722)</b>	<b>(0.03%)</b>		<b>(106)</b>	<b>0.04%</b>		<b>(1,011)</b>	<b>(0.16%)</b>	<b>(1,011)</b>	<b>(0.16%)</b>	<b>(1,622)</b>	<b>(0.21%)</b>	
TXP_PD0035 - Non-deductible Meals and Entertainment - PD (from Sch 5)												
<b>(22,238)</b>	<b>(0.83%)</b>		<b>(2,655)</b>	<b>1.00%</b>		<b>(3,540)</b>	<b>(0.54%)</b>	<b>(3,540)</b>	<b>(0.54%)</b>	<b>(5,877)</b>	<b>(0.75%)</b>	
TXP_PD0040 - Lobbying Expenses - PD (from Sch 5)												
<b>5,383</b>	<b>0.20%</b>		<b>1,062</b>	<b>(0.40%)</b>		<b>1,011</b>	<b>0.16%</b>	<b>1,011</b>	<b>0.16%</b>	<b>1,622</b>	<b>0.21%</b>	
TXP_PD0001_Discr - Permanent Difference 1 - Discrete - PD (from Sch 5)												
<b>(13,681)</b>	<b>(0.51%)</b>		<b>(1,307)</b>	<b>0.45%</b>		<b>(1,608)</b>	<b>(0.25%)</b>	<b>(1,608)</b>	<b>(0.25%)</b>	<b>(8,827)</b>	<b>(0.62%)</b>	

**TAX PROVISION BLUEPRINT**

Report Groups: TAX PROVISION BLUEPRINT SOLUTION

Overview of Rates / RTP Years / Nat. Process / LNB

Metadata Review

FX Currency Rates

Calc Status

Tax Provision Overview Reports

Group Filings Analysis

Trend Reports

Consolidating Reports

Tax Reviewer - Actual Reports (Actual Scenario only)

Tax Reviewer - Forecast Reports

National Benefit Analysis

Reports

22a FC (Sch 06a) <C> Def Provision - Nat - Any Entity - Gross

22b FC (Sch 06b) <C> Def Provision - Nat - Any Entity - Tax

22c FC (Sch 06a) <C> Def Provision - Local - Any Entity - Gross

22d FC (Sch 06a) <C> Def Provision - Local - Any Entity - Tax

23a FC (Sch 07) <D> Tax Act Rec. - Nat Consolidating

23b FC (Sch 07) <D> Tax Act Rec. - Nat Consolidating

23c FC (Sch 07) <E> Tax Act Rec. - Local Consolidating

23d FC (Sch 07) <E> Tax Act Rec. - Local Consolidating

30c FC (Sch 08) <D> Local ETR - Nat Consolidating

30c1 FC (Sch 08) <C> Local ETR - Nat - Any Entity

30c2 FC (Sch 08) <C> Local ETR - Nat - Any Entity - by UD3

Scenario: No Input Periods Entity (Parents & Base) Alpha Sort Year: 2021 Time Period: Dec (M12) View: YTD Currency: Local Show Curr Code: No Data Decimal Places: No Decimals Percent Decimal Places: 2 Decimals Refresh Data

TXP\_FCST\_Q3 8 TXP\_Legal\_CTX

Schedule 08 FC (06c1) - Local Effective Tax Rate - Any Entity

TXP_Legal_CTX	TXP_Legal_CTX
Expense	ETR Percent
TXP_FCST_Q3	TXP_FCST_Q3
Dec 2021	Dec 2021
YTD	YTD
OK/MC	OK/MC
<b>3,109,345</b>	<b>46,165</b>
<b>768,164</b>	<b>768,164</b>
<b>3,923,674</b>	
TXP_PTUAdjustedTotal - Total Adjusted Pretax Income (from Sch 5)	
<b>5,501,990</b>	
Adjusted Pretax at Statutory Rate	
<b>1,169,248</b>	<b>21.25%</b>
TXP_PD0005 - Municipal Bond Interest Income - PD (from Sch 5)	
<b>(86,510)</b>	<b>(1.57%)</b>
TXP_PD0010 - Interest Cost to Carry Municipal Bonds - PD (from Sch 5)	
<b>(21,452)</b>	<b>(0.39%)</b>
TXP_PD0015 - Subpart F Income - PD (from Sch 5)	
<b>12,815</b>	<b>0.23%</b>
TXP_PD0020 - Section 78 Gross Up - PD (from Sch 5)	
<b>13,548</b>	<b>0.25%</b>
TXP_PD0025 - Dividends Received Deduction 80% - PD (from Sch 5)	
<b>(5,208)</b>	<b>(0.09%)</b>
TXP_PD0030 - Dividends Received Deduction 70% - PD (from Sch 5)	
<b>671</b>	<b>0.01%</b>
TXP_PD0035 - Non-deductible Meals and Entertainment - PD (from Sch 5)	
<b>(28,247)</b>	<b>(0.51%)</b>
TXP_PD0040 - Lobbying Expenses - PD (from Sch 5)	
<b>8,954</b>	<b>0.16%</b>
TXP_PD0001_Discr - Permanent Difference 1 - Discrete - PD (from Sch 5)	
<b>6,828</b>	<b>0.12%</b>

**TAX PROVISION BLUEPRINT**

Report Groups: TAX PROVISION BLUEPRINT SOLUTION

Overview of Rates / RTP Years / Nat. Process / LNB

Metadata Review

FX Currency Rates

Calc Status

Tax Provision Overview Reports

Group Filings Analysis

Trend Reports

Consolidating Reports

Tax Reviewer - Actual Reports (Actual Scenario only)

Tax Reviewer - Forecast Reports

National Benefit Analysis

Reports

22a FC (Sch 06a) <C> Def Provision - Nat - Any Entity - Gross

22b FC (Sch 06b) <C> Def Provision - Nat - Any Entity - Tax

22c FC (Sch 06a) <C> Def Provision - Local - Any Entity - Gross

22d FC (Sch 06a) <C> Def Provision - Local - Any Entity - Tax

23a FC (Sch 07) <D> Tax Act Rec. - Nat Consolidating

23b FC (Sch 07) <D> Tax Act Rec. - Nat Consolidating

23c FC (Sch 07) <E> Tax Act Rec. - Local Consolidating

23d FC (Sch 07) <E> Tax Act Rec. - Local Consolidating

30c FC (Sch 08) <D> Local ETR - Nat Consolidating

30c1 FC (Sch 08) <C> Local ETR - Nat - Any Entity

30c2 FC (Sch 08) <C> Local ETR - Nat - Any Entity - by UD3

Scenario: No Input Periods Entity (Parents & Base) Alpha Sort Year: 2021 Time Period: Dec (M12) View: YTD Currency: Local Show Curr Code: No Data Decimal Places: No Decimals Percent Decimal Places: 2 Decimals Refresh Data

TXP\_FCST\_Q3 8 TXP\_Legal\_CTX

Schedule 08 FC (06c2) - Local Effective Tax Rate - TXP\_Legal\_CTX - By UD3

TXP_TopTax	TXP_SourceTotal		TXP_SourceAdj		TXP_Source	
	Expense	ETR Percent	Expense	ETR Percent	Expense	ETR Percent
TXP_FCST_Q3	TXP_FCST_Q3	TXP_FCST_Q3	TXP_FCST_Q3	TXP_FCST_Q3	TXP_FCST_Q3	TXP_FCST_Q3
Dec 2021	Dec 2021	Dec 2021	Dec 2021	Dec 2021	Dec 2021	Dec 2021
YTD	YTD	YTD	YTD	YTD	YTD	YTD
OK/MC	OK/MC					
<b>3,118,635</b>	<b>3,118,635</b>	<b>9,290</b>	<b>3,109,345</b>		<b>46,165</b>	
<b>46,440</b>	<b>46,440</b>	<b>275</b>	<b>46,165</b>		<b>768,164</b>	
<b>766,549</b>	<b>766,549</b>	<b>(1,619)</b>	<b>768,164</b>		<b>768,164</b>	
<b>3,931,624</b>	<b>3,931,624</b>	<b>7,950</b>	<b>3,923,674</b>			
TXP_PTUAdjustedTotal - Total Adjusted Pretax Income (from Sch 5)						
<b>5,536,561</b>	<b>5,536,561</b>	<b>34,571</b>	<b>5,501,990</b>			
Adjusted Pretax at Statutory Rate						
<b>1,175,816</b>	<b>21.24%</b>	<b>1,175,816</b>	<b>21.24%</b>	<b>6,568</b>	<b>19.00%</b>	<b>1,169,248</b>
TXP_PD0005 - Municipal Bond Interest Income - PD (from Sch 5)						
<b>(86,684)</b>	<b>(1.57%)</b>	<b>(86,684)</b>	<b>(1.57%)</b>	<b>(174)</b>	<b>(0.50%)</b>	<b>(86,510)</b>
TXP_PD0010 - Interest Cost to Carry Municipal Bonds - PD (from Sch 5)						
<b>(21,365)</b>	<b>(0.39%)</b>	<b>(21,365)</b>	<b>(0.39%)</b>	<b>87</b>	<b>0.25%</b>	<b>(21,452)</b>
TXP_PD0015 - Subpart F Income - PD (from Sch 5)						
<b>13,234</b>	<b>0.24%</b>	<b>13,234</b>	<b>0.24%</b>	<b>419</b>	<b>1.21%</b>	<b>12,815</b>
TXP_PD0020 - Section 78 Gross Up - PD (from Sch 5)						
<b>13,460</b>	<b>0.24%</b>	<b>13,460</b>	<b>0.24%</b>	<b>(87)</b>	<b>(0.25%)</b>	<b>13,548</b>
TXP_PD0025 - Dividends Received Deduction 80% - PD (from Sch 5)						
<b>(5,034)</b>	<b>(0.09%)</b>	<b>(5,034)</b>	<b>(0.09%)</b>	<b>174</b>	<b>0.50%</b>	<b>(5,208)</b>
TXP_PD0030 - Dividends Received Deduction 70% - PD (from Sch 5)						
<b>636</b>	<b>0.01%</b>	<b>636</b>	<b>0.01%</b>	<b>(35)</b>	<b>(0.10%)</b>	<b>671</b>
TXP_PD0035 - Non-deductible Meals and Entertainment - PD (from Sch 5)						
<b>(28,683)</b>	<b>(0.52%)</b>	<b>(28,683)</b>	<b>(0.52%)</b>	<b>(436)</b>	<b>(1.26%)</b>	<b>(28,247)</b>
TXP_PD0040 - Lobbying Expenses - PD (from Sch 5)						
<b>9,059</b>	<b>0.16%</b>	<b>9,059</b>	<b>0.16%</b>	<b>105</b>	<b>0.30%</b>	<b>8,954</b>
TXP_PD0001_Discr - Permanent Difference 1 - Discrete - PD (from Sch 5)						
<b>7,177</b>	<b>0.13%</b>	<b>7,177</b>	<b>0.13%</b>	<b>349</b>	<b>1.01%</b>	<b>6,828</b>

**TAX PROVISION BLUEPRINT**

Report Groups: TAX PROVISION BLUEPRINT SOLUTION

Overview of Rates / RTP Years / Nat. Process / LNB

Metadata Review

FX Currency Rates

Calc Status

Tax Provision Overview Reports

Group Filings Analysis

Tax Reports

Consolidating Reports

Tax Reviewer - Actual Reports (Actual Scenario only)

Tax Reviewer - Forecast Reports

National Benefits Analysis

Schedule 09 FC (35c) - Consolidated Effective Tax Rate - National Consolidating

TXP_US_Total	TXP_US_105		TXP_US_102		TXP_US_LeqalEntityA		TXP_US_101		TXP_US_107		TXP_US_108		TXP_US_111	
	Expense	ETR Percent	Expense	ETR Percent	Expense	ETR Percent	Expense	ETR Percent	Expense	ETR Percent	Expense	ETR Percent	Expense	ETR Percent
TXP_FCST_Q3	TXP_FCST_Q3	TXP_FCST_Q3	TXP_FCST_Q3	TXP_FCST_Q3	TXP_FCST_Q3	TXP_FCST_Q3	TXP_FCST_Q3	TXP_FCST_Q3	TXP_FCST_Q3	TXP_FCST_Q3	TXP_FCST_Q3	TXP_FCST_Q3	TXP_FCST_Q3	TXP_FCST_Q3
Dec 2021	Dec 2021	Dec 2021	Dec 2021	Dec 2021	Dec 2021	Dec 2021	Dec 2021	Dec 2021	Dec 2021	Dec 2021	Dec 2021	Dec 2021	Dec 2021	Dec 2021
YTD	YTD	YTD	YTD	YTD	YTD	YTD	YTD	YTD	YTD	YTD	YTD	YTD	YTD	YTD
22.00%														
22.00%			22.00%	21.00%				20.00%	20.00%			21.00%		19.00%
2,679,501			(265,491)		651,084			651,084		781,900				(155,73)
589,490	22.00%		(58,408)	22.00%	143,238	22.00%		143,238	22.00%	172,008	22.00%			(34,26)
(30,191)	(1.13%)		2,655	(1.00%)	(13,022)	(2.00%)		(13,022)	(2.00%)	(7,820)	(1.00%)			4.67
(46,880)	(1.75%)		(1,264)	0.48%	(2,528)	(0.39%)		(2,528)	(0.39%)	(5,793)	(0.74%)			(1,89)
(77,072)	(2.88%)		1,391	(0.52%)	(15,550)	(2.39%)		(15,550)	(2.39%)	(13,612)	(1.74%)			2.77
(55,580)	(2.07%)		(10,620)	4.00%	(12,642)	(1.94%)		(12,642)	(1.94%)	(20,274)	(2.59%)			(4,80)
(10,324)	(0.39%)		(1,593)	0.60%	(2,623)	(0.31%)		(2,623)	(0.31%)	(3,244)	(0.41%)			(2,40)
8,490	0.32%		2,124	(0.20%)	2,528	0.39%		2,528	0.39%	4,055	0.52%			(96)
2,817	0.29%		1,327	(0.50%)	1,011	0.16%		1,011	0.16%	1,622	0.21%			1,20
(13,602)	(0.13%)		(1,327)	0.50%	(1,517)	(0.23%)		(1,517)	(0.23%)	(2,413)	(0.31%)			(72)
(712)	(0.03%)		(1,061)	0.04%	(1,011)	(0.16%)		(1,011)	(0.16%)	(1,622)	(0.21%)			(9)
(22,230)	(0.83%)		(2,653)	1.00%	(3,540)	(0.54%)		(3,540)	(0.54%)	(5,777)	(0.73%)			(2,40)
5,383	0.20%		1,062	(0.40%)	1,011	0.16%		1,011	0.16%	1,622	0.21%			36
(13,683)	(0.51%)		(1,207)	0.45%	(1,609)	(0.25%)		(1,609)	(0.25%)	(4,827)	(0.62%)			1,20
(10,861)	(0.41%)													

**TAX PROVISION BLUEPRINT**

Report Groups: TAX PROVISION BLUEPRINT SOLUTION

Overview of Rates / RTP Years / Nat. Process / LNB

Metadata Review

FX Currency Rates

Calc Status

Tax Provision Overview Reports

Group Filings Analysis

Tax Reports

Consolidating Reports

Tax Reviewer - Actual Reports (Actual Scenario only)

Tax Reviewer - Forecast Reports

National Benefits Analysis

Schedule 09 FC (35c1) - Consolidated Effective Tax Rate - Any Entity

TXP_Leqal_CTX	TXP_Leqal_CTX	Expense	ETR Percent
TXP_FCST_Q3	TXP_FCST_Q3	Dec 2021	Dec 2021
YTD	YTD	YTD	YTD
22.00%			
5,501,990			
1,210,438	22.00%		
(41,190)	(0.75%)		
(105,191)	(1.91%)		
(146,381)	(2.66%)		
(86,510)	(1.57%)		
(21,452)	(0.39%)		
12,815	0.23%		
13,548	0.25%		
(5,200)	(0.09%)		
671	0.01%		
(28,247)	(0.51%)		
8,954	0.16%		
6,828	0.12%		
(10,861)	(0.20%)		

**TAX PROVISION BLUEPRINT**

Report Groups: TAX PROVISION BLUEPRINT SOLUTION

Overview of Rates / RTP Years / Nat. Process / LNB

Metadata Review

FX Currency Rates

Calc Status

Tax Provision Overview Reports

Group Filings Analysis

Tax Reports

Consolidating Reports

Tax Reviewer - Actual Reports (Actual Scenario only)

Tax Reviewer - Forecast Reports

National Benefits Analysis

Schedule 09 FC (35c2) - Consolidated Effective Tax Rate - TXP\_Leqal\_CTX - by UD3

TXP_TopTax	TXP_SourceTotal	TXP_Source	TXP_Source
Expense	Expense	Expense	Expense
TXP_FCST_Q3	TXP_FCST_Q3	TXP_FCST_Q3	TXP_FCST_Q3
Dec 2021	Dec 2021	Dec 2021	Dec 2021
YTD	YTD	YTD	YTD
22.00%			
5,536,561	5,536,561	34,571	5,501,990
1,218,043	1,218,043	7,606	1,210,438
(42,227)	(0.76%)	(42,227)	(0.76%)
(106,580)	(1.92%)	(106,580)	(1.92%)
(148,795)	(2.69%)	(148,795)	(2.69%)
(86,684)	(1.57%)	(86,684)	(1.57%)
(21,365)	(0.39%)	(21,365)	(0.39%)
13,234	0.24%	13,234	0.24%
13,460	0.24%	13,460	0.24%
(5,034)	(0.09%)	(5,034)	(0.09%)
636	0.01%	636	0.01%
(28,682)	(0.52%)	(28,682)	(0.52%)
9,959	0.16%	9,959	0.16%
7,177	0.13%	7,177	0.13%
(10,861)	(0.20%)	(10,861)	(0.20%)

TAX PROVISION BLUEPRINT																	
Report Groups																	
TAX PROVISION BLUEPRINT SOLUTION																	
Overview of Rates / RTP Years / Nat. Process / LNB																	
Metadata Review																	
FX Currency Rates																	
Calc Status																	
Tax Provision Overview Reports																	
Group Filings Analysis																	
Trend Reports																	
Consolidating Reports																	
Tax Reviewer - Actual Reports (Actual Scenario only)																	
Tax Reviewer - Forecast Reports																	
National Benefit Analysis																	
Reports																	
22a FC (Sch 06a) <C> Def Provision - Nat - Any Entity - Gross																	
22b FC (Sch 06a) <C> Def Provision - Nat - Any Entity - Tax																	
23a FC (Sch 06a) <C> Def Provision - Local - Any Entity - Gross																	
23b FC (Sch 06a) <C> Def Provision - Local - Any Entity - Tax																	
24b FC (Sch 06a) <C> Def Provision - Nat & Local - Any Entity - Tax																	
25a FC (Sch 07) <D> Tax Account Reconciliation																	
25b FC (Sch 07) <D> Tax Act Rec. - Total JD Consolidating																	
25c FC (Sch 07) <D> Tax Act Rec. - Nat Consolidating																	
25d FC (Sch 07) <E> Tax Act Rec. - Local Consolidating																	
30c FC (Sch 08) <D> Local ETR - Nat Consolidating																	
30c1 FC (Sch 08) <C> Local ETR - Nat - Any Entity																	
30c2 FC (Sch 08) <C> Local ETR - Nat - Any Entity - by UDJ																	
31c FC (Sch 09) <D> Consol ETR - Nat Consolidating																	
31c1 FC (Sch 09) <C> Consol ETR - Nat - Any Entity																	
31c2 FC (Sch 09) <C> Consol ETR - Nat - Any Entity - by UDJ																	
36c FC (Sch 09a) <D> Consol ETR - Nat Consolidating																	
36c1 FC (Sch 09a) <C> Consol ETR - Nat - Any Entity																	
36c2 FC (Sch 09a) <C> Consol ETR - Nat - Any Entity - by UDJ																	
<b>Schedule 09a FC (06c) - Consolidated (Non-Discrete / Discrete) ETR - National Consolidating for: TXP_US_Total</b>																	
		<b>Total US</b>				<b>US 103 Entity</b>				<b>US 102 Entity</b>				<b>Total Legal Entity A</b>			
		<b>Expense</b>		<b>ETR Percent</b>		<b>Expense</b>		<b>ETR Percent</b>		<b>Expense</b>		<b>ETR Percent</b>		<b>Expense</b>		<b>ETR Percent</b>	
		<b>TXP_FCST_Q3</b>		<b>TXP_FCST_Q3</b>		<b>TXP_FCST_Q3</b>		<b>TXP_FCST_Q3</b>		<b>TXP_FCST_Q3</b>		<b>TXP_FCST_Q3</b>		<b>TXP_FCST_Q3</b>		<b>TXP_FCST_Q3</b>	
		<b>Dec 2021</b>		<b>Dec 2021</b>		<b>Dec 2021</b>		<b>Dec 2021</b>		<b>Dec 2021</b>		<b>Dec 2021</b>		<b>Dec 2021</b>		<b>Dec 2021</b>	
		<b>YTD</b>		<b>YTD</b>		<b>YTD</b>		<b>YTD</b>		<b>YTD</b>		<b>YTD</b>		<b>YTD</b>		<b>YTD</b>	
		<b>OK/MC</b>		<b>OK/MC</b>													
		<b>TXP_ConsolTaxRate - Consolidated Tax Rate</b>		22.00%													
		<b>TXP_CYRate - Current Year Stat Rate</b>		22.00%													
		<b>TXP_PTIAAdjustedTotal - Total Adjusted Pretax Income</b>		2,679,501		-		(265,491)		651,084		-		651,084		(155,731)	
		<b>PTI Adjusted Total (at Consolidated Tax Rate)</b>		589,490		22.00%		-		143,238		22.00%		172,038		22.00%	
		<b>TXP_TaxRateDiff - Tax Rate Differential</b>		(30,191)		(1.13%)		-		2,655		(1.00%)		(13,022)		(0.00%)	
		<b>TXP_LocalExp - Local Tax Expense (Taxed) (from Sch 5)</b>		(46,880)		(1.73%)		-		(1,264)		0.48%		(2,528)		(0.39%)	
		<b>Total Foreign Rate Differential</b>		(77,072)		(2.88%)		-		1,391		(0.52%)		(15,550)		(2.39%)	
		<b>TXP_P00005 - Municipal Bond Interest Income - PD</b>		(55,508)		(2.07%)		-		(10,620)		4.00%		(12,642)		(1.94%)	
		<b>TXP_P00010 - Interest Cost to Carry Municipal Bonds - PD</b>		(10,324)		(0.39%)		-		(1,593)		0.60%		(2,023)		(0.31%)	
		<b>TXP_P00015 - Subpart F Income - PD</b>		6,490		0.25%		-		2,124		(0.80%)		2,528		0.39%	
		<b>TXP_P00020 - Section 78 Gross Up - PD</b>		7,817		0.29%		-		1,327		(0.50%)		1,011		0.16%	
		<b>TXP_P00025 - Dividends Received Deduction 80% - PD</b>		(5,560)		(0.21%)		-		(1,327)		0.50%		(1,517)		(0.23%)	
		<b>TXP_P00030 - Dividends Received Deduction 70% - PD</b>		(712)		(0.03%)		-		(106)		0.04%		(1,011)		(0.16%)	
		<b>TXP_P00035 - Nondeductible Meals and Entertainment - PD</b>		(22,238)		(0.83%)		-		(2,655)		1.00%		(3,540)		(0.54%)	
		<b>TXP_P00040 - Lobbying Expenses - PD</b>		5,383		0.20%		-		1,062		(0.40%)		1,011		0.16%	
		<b>Total Permanent Differences - Non-Discretes</b>		(70,595)		(2.63%)		-		(11,780)		4.44%		(16,182)		(2.49%)	
		<b>TXP_OtherTax001 - Other Tax 1</b>		45,858		1.71%		-		7,585		(2.88%)		12,642		1.94%	
		<b>TXP_OtherTax002 - Other Tax 2</b>		7,643		0.29%		-		(1,517)		0.57%		(2,528)		(0.39%)	
		<b>TXP_OtherTax003 - Other Tax 3</b>		-		-		-		-		-		-		-	
		<b>TXP_OtherTax004 - Other Tax 4</b>		-		-		-		-		-		-		-	
		<b>TXP_OtherTax005 - Other Tax 5</b>		-		-		-		-		-		-		-	

TAX PROVISION BLUEPRINT																	
Report Groups																	
TAX PROVISION BLUEPRINT SOLUTION																	
Overview of Rates / RTP Years / Nat. Process / LNB																	
Metadata Review																	
FX Currency Rates																	
Calc Status																	
Tax Provision Overview Reports																	
Group Filings Analysis																	
Trend Reports																	
Consolidating Reports																	
Tax Reviewer - Actual Reports (Actual Scenario only)																	
Tax Reviewer - Forecast Reports																	
National Benefit Analysis																	
Reports																	
22a FC (Sch 06a) <C> Def Provision - Nat - Any Entity - Gross																	
22b FC (Sch 06a) <C> Def Provision - Nat - Any Entity - Tax																	
23a FC (Sch 06a) <C> Def Provision - Local - Any Entity - Gross																	
23b FC (Sch 06a) <C> Def Provision - Local - Any Entity - Tax																	
24b FC (Sch 06a) <C> Def Provision - Nat & Local - Any Entity - Tax																	
25a FC (Sch 07) <D> Tax Account Reconciliation																	
25b FC (Sch 07) <D> Tax Act Rec. - Total JD Consolidating																	
25c FC (Sch 07) <D> Tax Act Rec. - Nat Consolidating																	
25d FC (Sch 07) <E> Tax Act Rec. - Local Consolidating																	
30c FC (Sch 08) <D> Local ETR - Nat Consolidating																	
30c1 FC (Sch 08) <C> Local ETR - Nat - Any Entity																	
30c2 FC (Sch 08) <C> Local ETR - Nat - Any Entity - by UDJ																	
31c FC (Sch 09) <D> Consol ETR - Nat Consolidating																	
31c1 FC (Sch 09) <C> Consol ETR - Nat - Any Entity																	
31c2 FC (Sch 09) <C> Consol ETR - Nat - Any Entity - by UDJ																	
36c FC (Sch 09a) <D> Consol ETR - Nat Consolidating																	
36c1 FC (Sch 09a) <C> Consol ETR - Nat - Any Entity																	
36c2 FC (Sch 09a) <C> Consol ETR - Nat - Any Entity - by UDJ																	
<b>Schedule 09a FC (06c1) - Consolidated Effective Tax Rate - National - Any Entity</b>																	
		<b>TXP_Leqal_CTR</b>		<b>TXP_Leqal_CTR</b>													
		<b>Expense</b>		<b>ETR Percent</b>													
		<b>TXP_FCST_Q3</b>		<b>TXP_FCST_Q3</b>													
		<b>Dec 2021</b>		<b>Dec 2021</b>													
		<b>YTD</b>		<b>YTD</b>													
		<b>OK/MC</b>		<b>OK/MC</b>													
		<b>TXP_ConsolTaxRate - Consolidated Tax Rate</b>		22.00%													
		<b>TXP_CYRate - Current Year Stat Rate</b>		22.00%													
		<b>TXP_PTIAAdjustedTotal - Total Adjusted Pretax Income</b>		5,501,990													
		<b>PTI Adjusted Total (at Consolidated Tax Rate)</b>		1,210,438		22.00%											
		<b>TXP_TaxRateDiff - Tax Rate Differential</b>		(41,190)		(0.75%)											
		<b>TXP_LocalExp - Local Tax Expense (Taxed) (from Sch 5)</b>		(105,191)		(1.91%)											
		<b>Total Foreign Rate Differential</b>		(146,381)		(2.66%)											
		<b>TXP_P00005 - Municipal Bond Interest Income - PD</b>		(86,510)		(1.57%)											
		<b>TXP_P00010 - Interest Cost to Carry Municipal Bonds - PD</b>		(21,432)		(0.39%)											
		<b>TXP_P00015 - Subpart F Income - PD</b>		12,815		0.23%											
		<b>TXP_P00020 - Section 78 Gross Up - PD</b>		13,548		0.25%											
		<b>TXP_P00025 - Dividends Received Deduction 80% - PD</b>		(5,208)		(0.09%)											
		<b>TXP_P00030 - Dividends Received Deduction 70% - PD</b>		671		0.01%											
		<b>TXP_P00035 - Nondeductible Meals and Entertainment - PD</b>		(28,247)		(0.51%)											
		<b>TXP_P00040 - Lobbying Expenses - PD</b>		8,954		0.16%											
		<b>Total Permanent Differences - Non-Discretes</b>		(105,430)		(1.92%)											
		<b>TXP_OtherTax001 - Other Tax 1</b>		65,833		1.20%											
		<b>TXP_OtherTax002 - Other Tax 2</b>		22,218		0.40%											
		<b>TXP_OtherTax003 - Other Tax 3</b>		-		-											
		<b>TXP_OtherTax004 - Other Tax 4</b>		-		-											
		<b>TXP_OtherTax005 - Other Tax 5</b>		-		-											

**TAX PROVISION BLUEPRINT**

Report Groups: TAX PROVISION BLUEPRINT SOLUTION

Overview of Rates / RTP Years / Nat. Process / LNB

Metadata Review

FX Currency Rates

Calc Status

Tax Provision Overview Reports

Group Filings Analysis

Trend Reports

Consolidating Reports

Tax Reviewer - Actual Reports (Actual Scenario only)

Tax Reviewer - Forecast Reports

National Benefit Analysis

Scenario: No Input Periods Entity (Items & Base) Alpha Sum Year Time Period View Currency Show Curr Code Data Decimal Places Percent Decimal Places Refresh Data

Scenario: TYP\_FCST\_Q3 8 TYP\_Legal\_CTX 2021 Dec (M12) YTD Local No No Decimals 2 Decimals

**Schedule 09a FC (362) - Consolidated Effective Tax Rate - National - TYP\_Legal\_CTX - by UD3**

	TXP_TopTax		TXP_SourceTotal		TXP_SourceAdj		TXP_Source	
	Expense	ETR Percent	Expense	ETR Percent	Expense	ETR Percent	Expense	ETR Percent
	TXP_FCST_Q3	TXP_FCST_Q3	TXP_FCST_Q3	TXP_FCST_Q3	TXP_FCST_Q3	TXP_FCST_Q3	TXP_FCST_Q3	TXP_FCST_Q3
	Dec 2021	Dec 2021	Dec 2021	Dec 2021	Dec 2021	Dec 2021	Dec 2021	Dec 2021
	YTD	YTD	YTD	YTD	YTD	YTD	YTD	YTD
<b>CALC STATUS</b>								
TXP_ConsoTaxRate - Consolidated Tax Rate	22.00%							
TXP_CyRate - Current Year Stat Rate								
TXP_PTIAdjTotal - Total Adjusted Pretax Income	5,536,561		5,536,561		34,571		5,501,990	
PTI Adjusted Total (at Consolidated Tax Rate)	1,218,043	22.00%	1,218,043	22.00%	7,606	22.00%	1,210,438	22.00%
TXP_TaxRateDiff - Tax Rate Differential	(42,227)	(0.76%)	(42,227)	(0.76%)	(1,037)	(3.00%)	(41,190)	(0.73%)
TXP_LocalExp - Local Tax Expense (Taxed) (from Sch 5)	(106,568)	(1.92%)	(106,568)	(1.92%)	(1,377)	(3.98%)	(105,191)	(1.91%)
Total Foreign Rate Differential	(148,795)	(2.69%)	(148,795)	(2.69%)	(2,414)	(6.98%)	(146,381)	(2.64%)
TXP_P0005 - Municipal Bond Interest Income - PD	(86,684)	(1.57%)	(86,684)	(1.57%)	(174)	(0.50%)	(86,510)	(1.57%)
TXP_P0010 - Interest Cost to Carry Municipal Bonds - PD	(21,365)	(0.39%)	(21,365)	(0.39%)	87	0.25%	(21,452)	(0.39%)
TXP_P0015 - Subpart F Income - PD	13,234	0.24%	13,234	0.24%	419	1.21%	12,815	0.23%
TXP_P0020 - Section 78 Gross Up - PD	13,460	0.24%	13,460	0.24%	(67)	(0.20%)	13,526	0.25%
TXP_P0025 - Dividends Received Deduction 80% - PD	(5,034)	(0.09%)	(5,034)	(0.09%)	174	0.50%	(5,208)	(0.09%)
TXP_P0030 - Dividends Received Deduction 70% - PD	636	0.01%	636	0.01%	(35)	(0.10%)	671	0.01%
TXP_P0035 - Nondeductible Meals and Entertainment - PD	(28,683)	(0.52%)	(28,683)	(0.52%)	(436)	(1.26%)	(28,247)	(0.51%)
TXP_P0040 - Lobbying Expenses - PD	9,059	0.16%	9,059	0.16%	105	0.30%	8,954	0.16%
Total Permanent Differences - Non-Discretes	(105,377)	(1.90%)	(105,377)	(1.90%)	52	0.15%	(105,430)	(1.92%)
TXP_OtherTax001 - Other Tax 1	65,374	1.18%	65,374	1.18%	(459)	(1.33%)	65,833	1.20%
TXP_OtherTax002 - Other Tax 2	21,851	0.39%	21,851	0.39%	(367)	(1.06%)	22,218	0.40%
TXP_OtherTax003 - Other Tax 3	-	-	-	-	-	-	-	-
TXP_OtherTax004 - Other Tax 4	-	-	-	-	-	-	-	-
TXP_OtherTax005 - Other Tax 5	-	-	-	-	-	-	-	-

**TAX PROVISION BLUEPRINT**

Report Groups: TAX PROVISION BLUEPRINT SOLUTION

Overview of Rates / RTP Years / Nat. Process / LNB

Metadata Review

FX Currency Rates

Calc Status

Tax Provision Overview Reports

Group Filings Analysis

Trend Reports

Consolidating Reports

Tax Reviewer - Actual Reports (Actual Scenario only)

Tax Reviewer - Forecast Reports

National Benefit Analysis

Scenario: No Input Periods Entity (Items & Base) Alpha Sum Year Time Period View Currency Show Curr Code Data Decimal Places Percent Decimal Places Refresh Data

Scenario: TYP\_FCST\_Q3 8 TYP\_US\_Total 2021 Dec (M12) YTD Source Local No No Decimals 2 Decimals

**Schedule 18 FC (45) - Interim Reporting ETR - Nat Consolidating**

	TXP_US_Total		TXP_US_105	TXP_US_102	TXP_US_LegalEntityA	TXP_US_101	TXP_US_107	TXP_US_108	TXP_US_104	TXP_US_111
	Expense	ETR Percent	Expense	Expense	Expense	Expense	Expense	Expense	Expense	Expense
	TXP_FCST_Q3	TXP_FCST_Q3	TXP_FCST_Q3	TXP_FCST_Q3	TXP_FCST_Q3	TXP_FCST_Q3	TXP_FCST_Q3	TXP_FCST_Q3	TXP_FCST_Q3	TXP_FCST_Q3
	Dec 2021	Dec 2021	Dec 2021	Dec 2021	Dec 2021	Dec 2021	Dec 2021	Dec 2021	Dec 2021	Dec 2021
	YTD	YTD	YTD	YTD	YTD	YTD	YTD	YTD	YTD	YTD
<b>CALC STATUS</b>										
TXP_ConsoTaxRate - Consolidated Tax Rate	22.00%									
TXP_CyRate - Current Year Stat Rate			22.00%	21.00%			20.00%	20.00%	21.00%	19.00%
TXP_PTIAdjTotal - Total Adjusted Pretax Income	2,679,591			(915,491)	651,084		651,084		781,990	(155,731)
TXP_LossesNotBenefited - Losses Not Benefited	421,222			265,491	-		-		-	155,731
Total Adjusted Pretax Income without Losses Not Benefited	3,100,723			-	651,084		651,084		781,990	-
Total Adjusted PTI (at Consolidated Tax Rate)	682,159	22.00%			143,238	22.00%			172,038	22.00%
TXP_TaxRateDiff - Tax Rate Differential	(37,518)	(1.21%)			(13,022)	(2.00%)			(13,022)	(2.00%)
TXP_LocalExp - Local Tax Expense (Taxed) (from Sch 5)	(43,720)	(1.41%)			(2,528)	(0.39%)			(2,528)	(0.39%)
Total Foreign Rate Differential	(81,238)	(2.62%)			(15,550)	(2.39%)			(15,550)	(2.39%)
TXP_P0005 - Municipal Bond Interest Income - PD	(40,084)	(1.29%)			(12,642)	(1.94%)			(12,642)	(1.94%)
TXP_P0010 - Interest Cost to Carry Municipal Bonds - PD	(6,329)	(0.20%)			(2,023)	(0.31%)			(2,023)	(0.31%)
TXP_P0015 - Subpart F Income - PD	7,327	0.24%			2,528	0.39%			2,528	0.39%
TXP_P0020 - Section 78 Gross Up - PD	5,288	0.17%			1,811	0.16%			1,811	0.16%
TXP_P0025 - Dividends Received Deduction 80% - PD	(14,547)	(0.45%)			(5,517)	(0.23%)			(5,517)	(0.23%)
TXP_P0030 - Dividends Received Deduction 70% - PD	(9,069)	(0.28%)			(1,611)	(0.16%)			(1,611)	(0.16%)
TXP_P0035 - Nondeductible Meals and Entertainment - PD	(22,238)	(0.72%)			(3,540)	(0.54%)			(3,540)	(0.54%)
TXP_P0040 - Lobbying Expenses - PD	3,961	0.13%			1,011	0.16%			1,011	0.16%
TXP_P0001 - Local Permanent Differences 1 - PD	-	-			-	-			-	-
TXP_P0002 - Local Permanent Differences 2 - PD	-	-			-	-			-	-
TXP_P0003 - Local Permanent Differences 3 - PD	-	-			-	-			-	-
Total Permanent Differences with Local - Non-Discretes	(54,039)	(1.74%)			(2,655)	(0.41%)			(2,655)	(0.41%)
TXP_OtherTax001 - Other Tax 1	35,744	1.15%			12,642	1.94%			12,642	1.94%
TXP_OtherTax002 - Other Tax 2	10,677	0.34%			(2,528)	(0.39%)			(2,528)	(0.39%)

**TAX PROVISION BLUEPRINT**

Report Groups: TAX PROVISION BLUEPRINT SOLUTION

Overview of Rates / RTP Years / Nat. Process / LNB

Metadata Review

FX Currency Rates

Calc Status

Tax Provision Overview Reports

Group Filings Analysis

Trend Reports

Consolidating Reports

Tax Reviewer - Actual Reports (Actual Scenario only)

Tax Reviewer - Forecast Reports

National Benefits Analysis

Reports

22a FC (Sch 06a) <C> Def Provision - Nat - Any Entity - Gross

22b FC (Sch 06b) <C> Def Provision - Nat - Any Entity - Tax

23a FC (Sch 06a) <C> Def Provision - Local - Any Entity - Gross

23b FC (Sch 06b) <C> Def Provision - Local - Any Entity - Tax

24b FC (Sch 06b) <C> Def Provision - Nat & Local - Any Entity - Tax

25a FC (Sch 07) <D> Tax Account Reconciliation

25b FC (Sch 07) <D> Tax Act Rec. - Total JD Consolidating

25c FC (Sch 07) <D> Tax Act Rec. - Nat Consolidating

25d FC (Sch 07) <E> Tax Act Rec. - Local Consolidating

30: FC (Sch 08) <D> Local ETR - Nat Consolidating

30c1 FC (Sch 08) <C> Local ETR - Nat - Any Entity

30c2 FC (Sch 08) <C> Local ETR - Nat - Any Entity - by UD3

35c FC (Sch 09) <D> Consol ETR - Nat Consolidating

35c1 FC (Sch 09) <C> Consol ETR - Nat - Any Entity

35c2 FC (Sch 09) <C> Consol ETR - Nat - Any Entity - by UD3

36: FC (Sch 09a) <D> Consol ETR - Nat Consolidating

36c1 FC (Sch 09a) <C> Consol ETR - Nat - Any Entity

36c2 FC (Sch 09a) <C> Consol ETR - Nat - Any Entity - by UD3

45c FC (Sch 18) <D> Interim ETR - Nat Consolidating

45c1 FC (Sch 18) <C> Interim ETR - Nat - Any Entity

45c2 FC (Sch 18) <C> Interim ETR - Nat - Any Entity - by UD3

Scenario: TYP\_FCTST\_Q3 No Input Periods Entity (Parents & Base) TYP\_Legal\_CTX Alpha Sort Year: 2021 Time Period: Dec (M12) YTD Currency: USD Show Calc Code: No Data Decimal Places: No Decimals Percent Decimal Places: 2 Decimals Refresh Data

**Schedule 18 FC (45c1) - Interim Reporting ETR - Any Entity**

	TXP_Legal_CTX		TXP_Legal_CTX	
	Expense	ETR Percent	Expense	ETR Percent
	TXP_FJCS1_Q3	TXP_FJCS1_Q3		
	Dec 2021	Dec 2021		
	YTD	YTD		
CALC STATUS	OK,MC			
TXP_ConsofTaxRate - Consolidated Tax Rate			22.00%	
TXP_CVRate - Current Year Stat Rate				
TXP_PTIAAdjustedTotal - Total Adjusted Pretax Income			5,501,990	
TXP_LossesNotBenefitted - Losses Not Benefitted			589,952	
<b>Total Adjusted Pretax Income without Losses Not Benefitted</b>			<b>6,091,942</b>	
<b>Total Adjusted FTI without LNB (at Consolidated Tax Rate)</b>			<b>1,340,227</b>	<b>22.00%</b>
TXP_TaxRateDiff - Tax Rate Differential	(52,715)	(0.87%)		
TXP_LocalExp - Local Tax Expense (Based) (from Sch 5)	(101,135)	(1.66%)		
<b>Total Foreign Rate Differential</b>	<b>(153,850)</b>	<b>(2.53%)</b>		
TXP_PD0005 - Municipal Bond Interest Income - PD	(64,146)	(1.05%)		
TXP_PD0010 - Interest Cost to Carry Municipal Bonds - PD	(14,930)	(0.25%)		
TXP_PD0015 - Subpart F Income - PD	10,219	0.17%		
TXP_PD0020 - Section 78 Gross Up - PD	10,124	0.17%		
TXP_PD0025 - Dividends Received Deduction 80% - PD	(2,014)	(0.03%)		
TXP_PD0030 - Dividends Received Deduction 70% - PD	944	0.02%		
TXP_PD0035 - Nondeductible Meals and Entertainment - PD	(28,247)	(0.46%)		
TXP_PD0040 - Lobbying Expenses - PD	6,815	0.11%		
TXP_PD0001 - Local Permanent Differences 1 - PD	-	-		
TXP_PD0002 - Local Permanent Differences 2 - PD	-	-		
TXP_PD0003 - Local Permanent Differences 3 - PD	-	-		
<b>Total Permanent Differences with Local - Non-Discretcs</b>	<b>(81,235)</b>	<b>(1.33%)</b>		
TXP_OtherTax01 - Other Tax 1	50,345	0.83%		
TXP_OtherTax02 - Other Tax 2	26,327	0.43%		
TXP_OtherTax03 - Other Tax 3	-	-		

**TAX PROVISION BLUEPRINT**

Report Groups: TAX PROVISION BLUEPRINT SOLUTION

Overview of Rates / RTP Years / Nat. Process / LNB

Metadata Review

FX Currency Rates

Calc Status

Tax Provision Overview Reports

Group Filings Analysis

Trend Reports

Consolidating Reports

Tax Reviewer - Actual Reports (Actual Scenario only)

Tax Reviewer - Forecast Reports

National Benefits Analysis

Reports

22a FC (Sch 06a) <C> Def Provision - Nat - Any Entity - Gross

22b FC (Sch 06b) <C> Def Provision - Nat - Any Entity - Tax

23a FC (Sch 06a) <C> Def Provision - Local - Any Entity - Gross

23b FC (Sch 06b) <C> Def Provision - Local - Any Entity - Tax

24b FC (Sch 06b) <C> Def Provision - Nat & Local - Any Entity - Tax

25a FC (Sch 07) <D> Tax Account Reconciliation

25b FC (Sch 07) <D> Tax Act Rec. - Total JD Consolidating

25c FC (Sch 07) <D> Tax Act Rec. - Nat Consolidating

25d FC (Sch 07) <E> Tax Act Rec. - Local Consolidating

30: FC (Sch 08) <D> Local ETR - Nat Consolidating

30c1 FC (Sch 08) <C> Local ETR - Nat - Any Entity

30c2 FC (Sch 08) <C> Local ETR - Nat - Any Entity - by UD3

35c FC (Sch 09) <D> Consol ETR - Nat Consolidating

35c1 FC (Sch 09) <C> Consol ETR - Nat - Any Entity

35c2 FC (Sch 09) <C> Consol ETR - Nat - Any Entity - by UD3

36: FC (Sch 09a) <D> Consol ETR - Nat Consolidating

36c1 FC (Sch 09a) <C> Consol ETR - Nat - Any Entity

36c2 FC (Sch 09a) <C> Consol ETR - Nat - Any Entity - by UD3

45c FC (Sch 18) <D> Interim ETR - Nat Consolidating

45c1 FC (Sch 18) <C> Interim ETR - Nat - Any Entity

45c2 FC (Sch 18) <C> Interim ETR - Nat - Any Entity - by UD3

Scenario: TYP\_FCTST\_Q3 No Input Periods Entity (Parents & Base) TYP\_Legal\_CTX Alpha Sort Year: 2021 Time Period: Dec (M12) YTD Currency: USD Show Calc Code: No Data Decimal Places: No Decimals Percent Decimal Places: 2 Decimals Refresh Data

**Schedule 18 FC (45c2) - Interim Reporting ETR - TYP\_Legal\_CTX - By UD3**

	TXP_TopTax		TXP_SourceTotal		TXP_SourceAdj		TXP_Source	
	Expense	ETR Percent	Expense	ETR Percent	Expense	ETR Percent	Expense	ETR Percent
	TXP_FJCS1_Q3	TXP_FJCS1_Q3	TXP_FJCS1_Q3	TXP_FJCS1_Q3	TXP_FJCS1_Q3	TXP_FJCS1_Q3	TXP_FJCS1_Q3	TXP_FJCS1_Q3
	Dec 2021	Dec 2021	Dec 2021	Dec 2021	Dec 2021	Dec 2021	Dec 2021	Dec 2021
	YTD	YTD	YTD	YTD	YTD	YTD	YTD	YTD
CALC STATUS	OK,MC		OK,MC					
TXP_ConsofTaxRate - Consolidated Tax Rate							22.00%	
TXP_CVRate - Current Year Stat Rate								
TXP_PTIAAdjustedTotal - Total Adjusted Pretax Income	5,536,561		5,536,561		34,571		5,501,990	
TXP_LossesNotBenefitted - Losses Not Benefitted	589,952	2.12%	589,952		-		589,952	
<b>Total Adjusted Pretax Income without Losses Not Benefitted</b>	<b>6,126,513</b>	<b>22.00%</b>	<b>6,126,513</b>		<b>34,571</b>		<b>6,091,942</b>	
<b>Total Adjusted FTI without LNB (at Consolidated Tax Rate)</b>	<b>1,347,833</b>	<b>22.00%</b>	<b>1,347,833</b>	<b>22.00%</b>	<b>7,606</b>	<b>22.00%</b>	<b>1,340,227</b>	<b>22.00%</b>
TXP_TaxRateDiff - Tax Rate Differential	(53,752)	(0.88%)	(53,752)	(0.88%)	(1,037)	(0.00%)	(52,715)	(0.87%)
TXP_LocalExp - Local Tax Expense (Based) (from Sch 5)	(102,512)	(1.67%)	(102,512)	(1.67%)	(1,377)	(0.00%)	(101,135)	(1.66%)
<b>Total Foreign Rate Differential</b>	<b>(156,264)</b>	<b>(2.55%)</b>	<b>(156,264)</b>	<b>(2.55%)</b>	<b>(2,414)</b>	<b>(0.00%)</b>	<b>(153,850)</b>	<b>(2.53%)</b>
TXP_PD0005 - Municipal Bond Interest Income - PD	(64,321)	(1.05%)	(64,321)	(1.05%)	(174)	(0.50%)	(64,146)	(1.05%)
TXP_PD0010 - Interest Cost to Carry Municipal Bonds - PD	(14,843)	(0.24%)	(14,843)	(0.24%)	87	0.25%	(14,930)	(0.25%)
TXP_PD0015 - Subpart F Income - PD	10,638	0.17%	10,638	0.17%	419	1.21%	10,219	0.17%
TXP_PD0020 - Section 78 Gross Up - PD	10,036	0.16%	10,036	0.16%	(87)	(0.25%)	10,124	0.17%
TXP_PD0025 - Dividends Received Deduction 80% - PD	(1,839)	(0.03%)	(1,839)	(0.03%)	174	0.50%	(2,014)	(0.03%)
TXP_PD0030 - Dividends Received Deduction 70% - PD	910	0.01%	910	0.01%	(35)	(0.10%)	944	0.02%
TXP_PD0035 - Nondeductible Meals and Entertainment - PD	(28,683)	(0.47%)	(28,683)	(0.47%)	(436)	(1.26%)	(28,247)	(0.46%)
TXP_PD0040 - Lobbying Expenses - PD	6,920	0.11%	6,920	0.11%	105	0.30%	6,815	0.11%
TXP_PD0001 - Local Permanent Differences 1 - PD	-	-	-	-	-	-	-	-
TXP_PD0002 - Local Permanent Differences 2 - PD	-	-	-	-	-	-	-	-
TXP_PD0003 - Local Permanent Differences 3 - PD	-	-	-	-	-	-	-	-
<b>Total Permanent Differences with Local - Non-Discretcs</b>	<b>(81,182)</b>	<b>(1.33%)</b>	<b>(81,182)</b>	<b>(1.33%)</b>	<b>52</b>	<b>0.15%</b>	<b>(81,235)</b>	<b>(1.33%)</b>
TXP_OtherTax01 - Other Tax 1	49,886	0.81%	49,886	0.81%	(459)	(1.33%)	50,345	0.83%
TXP_OtherTax02 - Other Tax 2	25,959	0.42%	25,959	0.42%	(267)	(1.06%)	26,327	0.43%

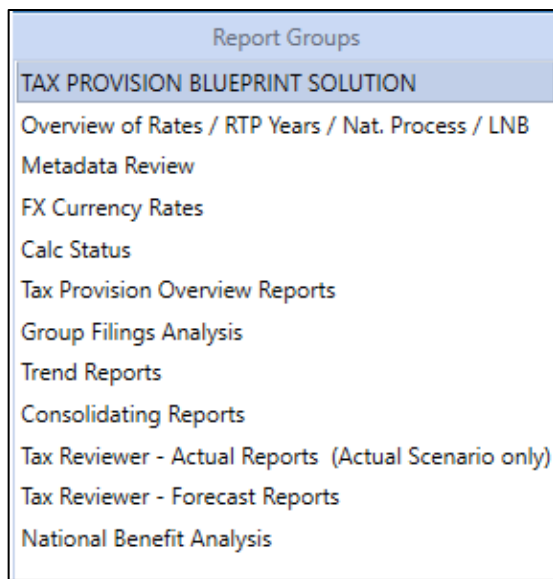




The screenshot displays the 'TAX PROVISION BLUEPRINT' application interface. At the top, there are navigation and filter options including 'Entity (No NatGF)', 'Alpha Sort', 'Year' (2021), 'Time Period' (Dec (M12)), 'View' (YTD), 'Source', 'New Expansion', 'Currency' (Local), 'Show Curr Code' (No), 'Data Decimal Places' (No Decimals), and 'Refresh Data'. The main area shows a report titled 'Report 06b - no Nat GF - Local Deduction - TXP\_Actual Dec 2021 - TXP\_US\_107 (US 107 Entity) - Currency: Local'. The table below contains multiple rows of data with columns for 'Nat Benefit', 'TXP\_OpeningBal', 'TXP\_OpenAdj', 'TXP\_OtherOpenAdj1\_Descr', 'TXP\_OtherOpenAdj2\_Descr', 'TXP\_R1FPAdj', 'TXP\_CYPProvision', 'TXP\_DefOther1', 'TXP\_DefOther2', and 'TXP\_D'. The data is organized into sections for 'Gross, Def Local Non-Discrete', 'Gross, Def Local Discrete', 'Tax, Def Local Non-Discrete', 'Tax, Def Local Discrete', and 'Tax, Def Local Total' for various entities like TXP\_US and TXP\_US\_GA. A summary row at the bottom shows 'TXP\_TotalLocal' with values for 'OK/MC' and 'OK/MC' across different categories.

## Report Groups

This section will show you how to make modifications to the list of Report Groups.



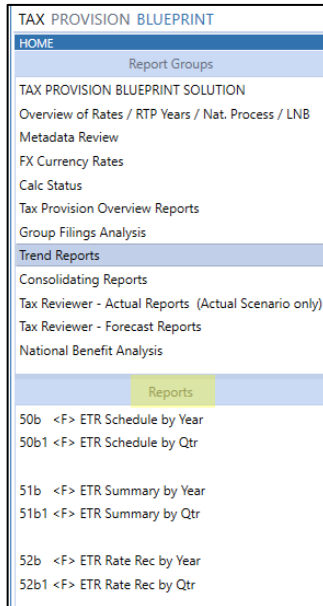
This list is controlled by a parameter called "ListOfGroupsHP\_new\_TXP".

General (Parameter)	
Name	ListOfGroupsHP_new_TXP
Workspace	Default
Maintenance Unit	XFW Tax Provision (TXP)
Description	
User Prompt	
Sort Order	886
Data Source	
Parameter Type	Delimited List
Default Value	9
Display Items (comma delimited)	TAX PROVISION BLUEPRINT SOLUTION, Overview of Rates / RTP Years / Nat. Process / LNB, Metadata Review, FX Currency Rates, Calc Status, Tax Provision Overview Reports, Group
Value Items (comma delimited)	0,1,2,3,4,5,6,7,8,9,10,11

The "Display Items" list can be modified to suit your implementation needs. Take note of the "Value Items" number. This number is used in the next section to control what reports are available.

## Reports

This section will show you how to make modifications to the list of Reports that appear in each Report Group section.



This list is controlled by a parameter called “ListOfReports\_BR\_new\_TXP”.

<input type="checkbox"/> General (Parameter)	
Name	ListOfReports_BR_new_TXP
Description	Return a list of reports based on the Group name
User Prompt	
Maintenance Unit	XFW Tax Provision (TXP)
Sort Order	887
<input type="checkbox"/> Data Source	
Parameter Type	Bound List
Default Value	
Result Format String Type	Default
Result Custom Format String	
Command Type	Method
Method Type	BusinessRule
Method Query	{TXP_HelperQueries}{GetReportList_new}{GroupName= !ListOfGroupsHP_new_TXP! }
Results Table Name	ReportList
Display Member	item
Value Member	DBName

Take note of the Value Items number from the previous section. For the Trend Report, that number is “7”.



In the business rule “TXP\_HelperQueries” located in the Dashboard Data Set group, go to the section “GetReportList\_new” and then look for where we reference Value Item “7”.

```

46 Namespace OneStream.BusinessRule.DashboardDataSet.TXP_HelperQueries
47 Public Class MainClass
48 Public Function Main(ByVal si As SessionInfo, ByVal globals As BRGlobals, ByVal api As Object, ByVal args As DashboardDataSetArgs) As Object
49 Try
50 Select Case args.FunctionType
51
52 Case Is = DashboardDataSetFunctionType.GetDataSetNames
53 Dim names As New List(Of String)()
54 names.Add("GetDimensionList")
55 names.Add("GetEntityText7_byWfTime")
56 names.Add("WaterFallFormat")
57 names.Add("GetReportList_new")
58
59 Return names

```

```

111 #Region "GetReportList_new"
112 Home Page List of Reports
113 Elseif args.DataSetName.XFEqualsIgnoreCase("GetReportList_new") Then
114 Dim GroupName As String = args.NameValuePSIrs.XFGetVGIuz("GroupName")
115
116 If Not GroupName.XFEqualsIgnoreCase("!ListofGroupsHP_new_TXP!") AndAlso GroupName.Length > 0 Then
117 Dim dt As New DataTable
118 .....
119 'Create two columns in the table - one for the display description that the user sees and the 2nd is the actual dashboard name to be rendered when selected
120 .....
121 'See parameter: ListofReports_BR_new_TXP - to see how "Item", "DBName" and "ReportList" are used
122 .....
123 'Item -> what appears to the end user in the dashboard
124 dt.Columns.Add("Item")
125 'DBName -> the dashboard that you want to appear
126 dt.Columns.Add("DBName")
127
128 Select Case True
129 Case GroupName = 0
130 'Tax Provision OverView PDF docs.
131 dt.rows.Add("Data Flow Overview - Actual", "a0_Frame_DataFlow_TXP")
132 dt.rows.Add("Data Flow Overview - Forecast", "b0_Frame_DataFlow_TXP")
133 dt.rows.Add(" ", "9_NoReportSelected_new_TXP")
134
135 dt.rows.Add("Group Filing Flowchart", "c0_Frame_GF_Flowchart_TXP")
136
137 Case GroupName = 1
138 'Overview of Rates
139 dt.rows.Add("Overview of Tax Rates", "2a_0_Frame_OverviewRates_TXP")
140 dt.rows.Add(" ", "9_NoReportSelected_new_TXP")
141
142 dt.rows.Add("Taxable Income & Tax Rates - US", "00_Frame_TaxRates_US_TXP")
143 dt.rows.Add("Taxable Income & Tax Rates - Canada", "00_Frame_TaxRates_CA_TXP")
144 dt.rows.Add("Taxable Income & Tax Rates - Luxembourg", "00_Frame_TaxRates_LU_TXP")
145 dt.rows.Add("Taxable Income & Tax Rates - Germany", "00_Frame_TaxRates_DE_TXP")
146 dt.rows.Add("Taxable Income & Tax Rates - Mexico", "00_Frame_TaxRates_MX_TXP")

```

```

198 dt.rows.Add("Analysis Bulk L - a Copy (d) - ... (local only) (Yr-1, Yr-2, (r-3)", "0_Frame_BulkL_aCopy_return_TXP")
199
200 Case GroupName = 7
201 'Trend Reports
202 dt.rows.Add("50b <F> ETR Schedule by Year", "50b_0_Frame_TXP")
203 dt.rows.Add("50b1 <F> ETR Schedule by Qtr", "50b1_0_Frame_TXP")
204 dt.rows.Add(" ", "9_NoReportSelected_new_TXP")
205 dt.rows.Add("51b <F> ETR Summary by Year", "51b_0_Frame_TXP")
206 dt.rows.Add("51b1 <F> ETR Summary by Qtr", "51b1_0_Frame_TXP")
207 dt.rows.Add(" ", "9_NoReportSelected_new_TXP")
208 dt.rows.Add("52b <F> ETR Rate Rec by Year", "52b_0_Frame_TXP")
209 dt.rows.Add("52b1 <F> ETR Rate Rec by Qtr", "52b1_0_Frame_TXP")
210 dt.rows.Add(" ", "9_NoReportSelected_new_TXP")
211 dt.rows.Add("61b <F> DTA / DTL by Year (National only)", "61b_0_Frame_TXP")
212 dt.rows.Add("61b1 <F> DTA / DTL by Months (National only)", "61b1_0_Frame_TXP")

```

You will notice the name that we gave each report. It can be modified if necessary. You will also notice after the comma (,), the name of the dashboard to display when that report is selected.

```
Case GroupName = 7
'Trend Reports
dt.rows.Add("50b <F> ETR Schedule by Year","50b_0_Frame_TXP")
dt.rows.Add("50b1 <F> ETR Schedule by Qtr","50b1_0_Frame_TXP")
dt.rows.Add(" ","9_NoReportSelected_new_TXP")
dt.rows.Add("51b <F> ETR Summary by Year","51b_0_Frame_TXP")
dt.rows.Add("51b1 <F> ETR Summary by Qtr","51b1_0_Frame_TXP")
dt.rows.Add(" ","9_NoReportSelected_new_TXP")
dt.rows.Add("52b <F> ETR Rate Rec by Year","52b_0_Frame_TXP")
dt.rows.Add("52b1 <F> ETR Rate Rec by Qtr","52b1_0_Frame_TXP")
dt.rows.Add(" ","9_NoReportSelected_new_TXP")

dt.rows.Add("61b <F> DTA / DTL by Year (National only)","61b_0_Frame_TXP")
dt.rows.Add("61b1 <F> DTA / DTL by Months (National only)","61b1_0_Frame_TXP")
dt.rows.Add(" ","9_NoReportSelected_new_TXP")
dt.rows.Add("61c <F> DTA / DTL by Year (All JD's)","61c_0_Frame_TXP")
dt.rows.Add("61c1 <F> DTA / DTL by Months (All JD's)","61c1_0_Frame_TXP")
dt.rows.Add(" ","9_NoReportSelected_new_TXP")
dt.rows.Add("61d <F> DTA / DTL Nat/Local Split (All JD's)","61d_0_Frame_TXP")
dt.rows.Add(" ","9_NoReportSelected_new_TXP")
dt.rows.Add("62b <F> Tax Accounts by Year","62b_0_Frame_TXP")
dt.rows.Add("62b1 <F> Tax Accounts by Qtr","62b1_0_Frame_TXP")
dt.rows.Add("62b2 <F> Tax Accounts Any Period Compare","62b2_0_Frame_TXP")
dt.rows.Add(" ","9_NoReportSelected_new_TXP")
dt.rows.Add("62c <F> Tax Account Reconciliation","62c_0_Frame_TXP")
```

Here are the dashboard references:



## USING TAX PROVISION BLUEPRINT

This section describes the steps necessary to load, calculate and test the Tax Provision Blueprint data by entity and Jurisdiction. Translation and consolidation are part of OneStream native functionality and facilitate reporting requirements.

Tax Provision Blueprint computes national and local current and deferred tax expenses for multiple base entities in an unlimited number of jurisdictions. It includes functionality that addresses interim reporting and its computational requirements along with computing annual effective tax rates for interim periods and distinguishing discrete items for exclusion from these calculations. Tax Provision Blueprint facilitates consolidation and reporting on these computed tax results. In addition, Tax Provision Blueprint includes the functionality to calculate tax provisions for groups of entities (referred to as “Group Filing”) where required. Group filing computations may be managed and performed at both a National and / or Local level. To review group filing versus no group filing see: [What kind of Tax Provisioning can be done?](#)

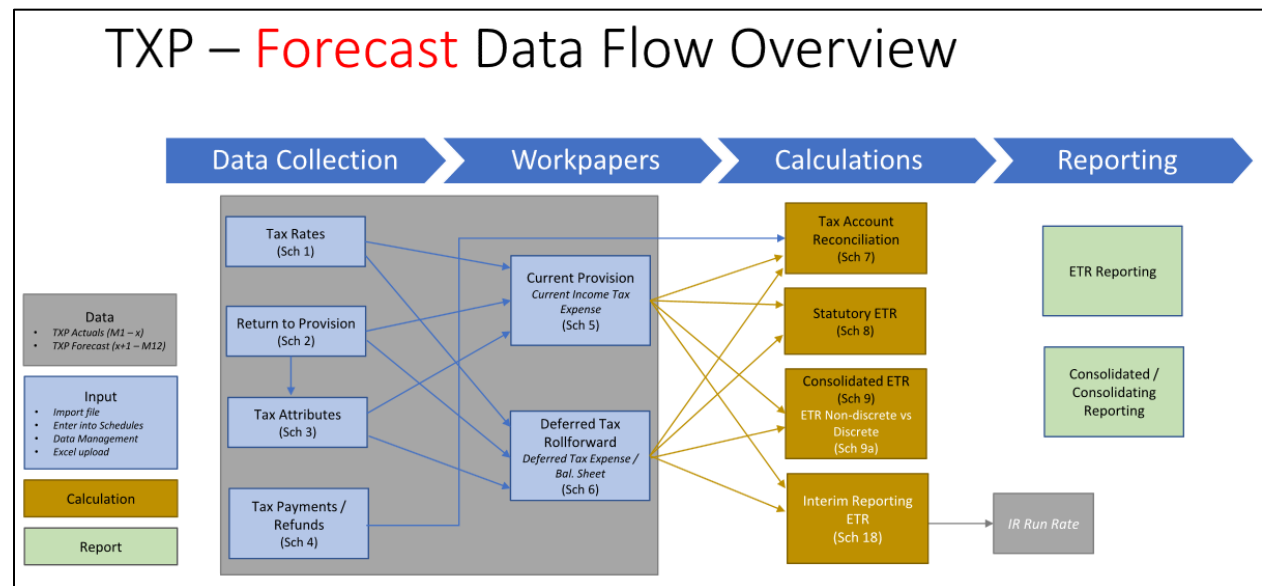
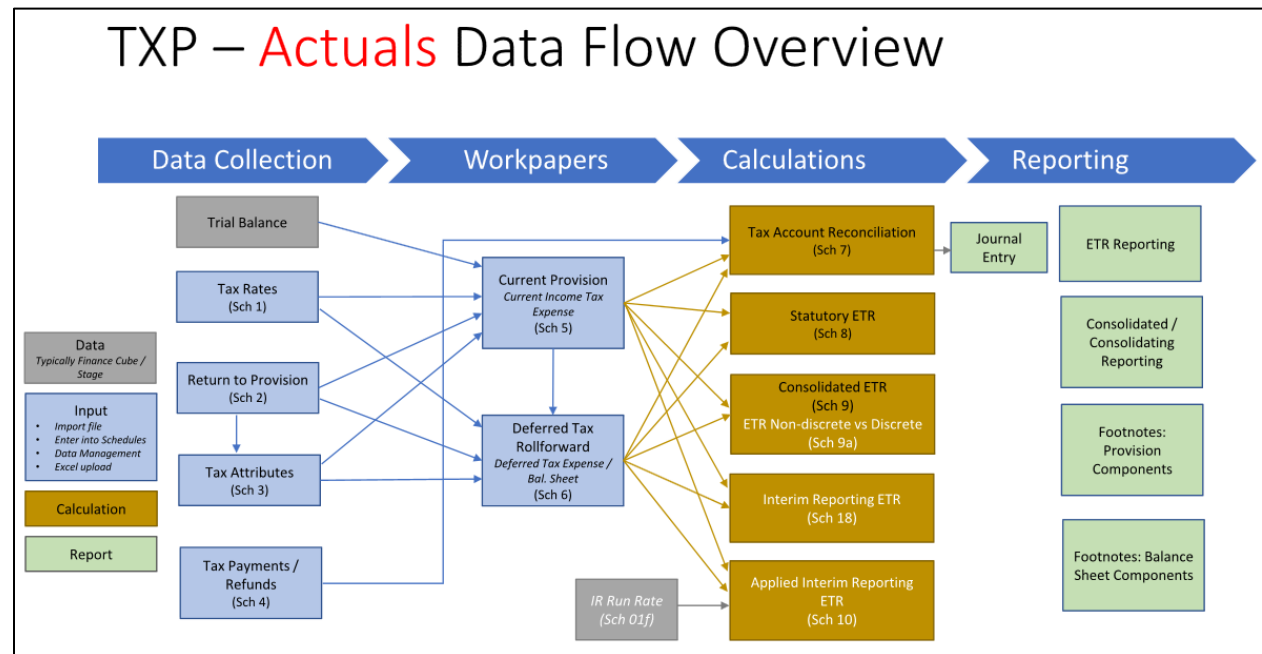
### Data Flow Overview

We define Tax Provision Blueprint in four sections: Data Collection, Workpapers, Calculations and Reporting. A data point is entered once and then flows through the tax provision calculation as defined.

The main data input is achieved through the Schedules (Forms) 01 – 06 as shown in the blue boxes below.

- Data Collection – Schedules 01 – 04
- Workpapers / Calculations – Schedules 05 – 18

The data collected and calculated in Schedules 01 – 06 are then used to populate Schedule 07 – 18 (Tax Account Reconciliation, Statutory ETR, and Consolidated ETR, Interim Reporting ETR, Applied Interim Reporting ETR). These forms are view only, except for the ability to reclassify income statement or balance sheet data in the Tax Account Reconciliation.



## Tax Provision Blueprint Preparation Process

Tax Provision Blueprint consists of a series of input forms that are created as dashboards and cube views within OneStream. The forms available vary by the type of workflow profile you are working on. These forms provide for the structured update of inputs that drive computations and display their results. The tax provision process mostly follows the same steps whether calculating Actuals or the full year forecast; differences will be noted as we outline the tasks.



**Note:** All form inputs for Actual are YTD balances, except Schedule 04 Tax Payments. Forecast schedules are mainly periodic, but some are still YTD.

## Workflow Forms / Schedule Notes

Workflow Forms are the Tax Schedules that are used to follow the flow of the Tax Provision Blueprint data and calculations. Below are notes related to the overall design of the Forms.

### Dashboard Toolbar

Most Forms will have the following Dashboard Toolbar displayed or a subset of these POV combo boxes:

The screenshot displays two versions of the Dashboard Toolbar. The top version is for 'Main POV' and includes fields for Entity (TXP\_US\_107), Sticky POV, Jurisdiction (UD): (TXP\_US\_GA - Georgia), Group Filer (GF): (TXP\_US\_Total), Source, Jurisdiction Type: (TXP\_Local), Currency: (Local), Show Curr Code: (No), Data Decimal Places: (No Decimals), Refresh Data, and Help File. The bottom version is for 'Forecast scenarios' and includes the same fields as the top version, but with 'No Input Periods' set to 8.

The available selection items in the combo boxes in this Dashboard Toolbar may vary depending upon the workflow type and group filing status. For example, when you are working in a workflow that does not have group filing, the Group Filer (GF) parameter will be set to 'None'. These pre-populated combo boxes reduce the incidence of user error within the system. Please review [Troubleshooting the Schedules](#) should any of the schedules not display as expected.

#### Main POV:

- Entity (Entity)
- Jurisdiction (UD1)
- Group Filer (UD7)

#### Workflow Type: **Entity**

- **Entity:** Entity or entities assigned to the Workflow
- **Jurisdiction:** Available UD1 (Jurisdiction) members may include national and local jurisdictions
- **Group Filer (GF):**
  - Group filing status: No -> UD7 member **None**
  - Group filing status: Yes -> UD7 member(s) may be parent group filer, group filer or filer members

Workflow type: **Group Filer** (NatGroupFiler or LocalGroupFiler); Group filing status: Yes

- **Entity:** The filer entities (either national or local) designated as "Filer" based on the Entity Text 7 property **NatFiler=Yes** or **LocalFiler=Yes**.
- **Jurisdiction:** UD1 (Jurisdiction) members may include national and / or local jurisdictions and will depend on the group filing definitions.

- **Group Filer (GF):** UD7 member(s) populated based on the entity and jurisdiction and the group filing definition. See [UD7 Group Filing](#) for additional information.
  - **Parent group filer:** aggregation of group filer and filer members
  - **Group filer:** the same member as the entity filer
  - **Filer members:** entity members that are included in the tax provision group filing for a specific entity



**Note:** When the entity / jurisdiction is using group filing, the group filing definition schedule ([LP 01a](#) or [LP02a](#)) drives the other schedules POV in conjunction with the workflow profile text fields

### Secondary POV:

- **Source:** Select the Reporting data member (UD3). Source is the main member (for example GAAP). Source – Adjustment allows for adjustments to the Source data (for example, when starting with GAAP (Source)) and adding Adjustments (Source – Adjustments) to get to Total GAAP (Total Source: aggregation of Source + Source – Adjustments).
- **Jurisdiction Type:** This is also referred to as the Tax Type (UD4). It is automatically populated with either TXP\_National or TXP\_Local depending on the Jurisdiction selected (UD1).
- **No Input Periods:** Applies to forecast scenarios only. This is the number of periods where the user cannot manually modify the data. In the above example, January (M1) – August (M8) will not allow input. Data for those periods will most likely be populated from the Actual scenario by the administrator. Data in periods September (M9) – December (M12) can be modified by the user.
- **Currency:** Either Local or USD may be selected where USD will be view-only data, except for those entities with USD as the currency.
- **Show Curr Code:** Either Yes or No. Yes, means the entity currency code will be displayed next to each amount.

- **Data Decimal Places:** Select the number of decimals to display, either no decimals or 2 decimals.
- **Percent Decimal Places:** Select the number of decimal places to display for percentages, range is 1-9 decimals.

**Refresh Data Icon:**

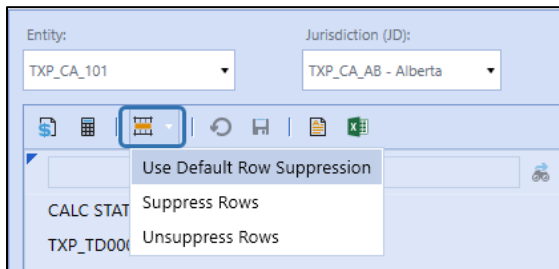
- Once you have selected all of the POV options, click on the Refresh Data icon to render the schedule.

**Schedule Help File:**

- Click on the question mark icon at the far right of the Dashboard Toolbar to view a PPT file that contains instructions on how to complete the schedule or notes about the schedule.

**Form Layout**

For most of the schedules, the suppress no data rows has been turned on. Use the Row Suppression icon to adjust the suppressed rows.



Calc Status is displayed in one of the top rows of most Forms. This will help to indicate when data has changed and a Calculate or Force Calculate is required.

Schedule 5 - Dec 2020 Current Provision					
		Import	Manual Adjust	Provision	
TXP_CYRate - Tax Rate	TXP_Rate	23.00%	23.00%	23.00%	
CALC STATUS	TXP_Gross_Input	CA	CA	CA	

Schedule 5 - Dec 2020 Current Provision					
		Import	Manual Adjust	Provision	
TXP_CYRate - Tax Rate	TXP_Rate	23.00%	23.00%	23.00%	
CALC STATUS	TXP_Gross_Input	OK	OK	OK	



Where possible, the column/row descriptions include if the data is coming from or going to another schedule. A green box around the cell indicates “to” data and a blue box around the cell indicates “from” data.

		Import	Manual Adjust	Provision
		Local	Local	Local
<b>Total Temporary Differences</b>	TXP_Gross_Input	(9,850)	8,100	(1,750)
<b>Total Taxable Income Before Losses</b>	TXP_Gross_Input	817,150	(71,900)	745,250
TXP_TaxLossCF0001 - Capital Loss (from Sch 3 / to Sch 6a)	TXP_Gross_Input	(200)		(200)
TXP_TaxLossCF0002 - NOL (from Sch 3 / to Sch 6a)	TXP_Gross_Input	(1,200)		(1,200)
<b>Total Tax Losses Carryforward</b>	TXP_Gross_Input	(1,400)		(1,400)
<b>Total Taxable Income After Losses</b>	TXP_Gross_Input	815,750	(71,900)	743,850

A purple box around the cell indicates combined “from / to” data (primarily in the forecast scenarios).

		TXP_FCST_M5	TXP_FCST_M5	TXP_FCST_M5	TXP_FCST_M5
		Jan 2021	Feb 2021	Mar 2021	Q1 2021
		MTD	MTD	MTD	QTD
TXP_LocalReductionUsr - National benefit on Local - Discrete (DK / see Sch 3C Admin LV)	BeforeAdj TXP_Gross_Input				
<b>Total National Benefit from Local Expense</b>	BeforeAdj TXP_Gross_Input				
<b>Total Other Taxes</b>	BeforeAdj TXP_Gross_Input			7,800	7,800
TXP_TaxCreditCF0001 - Tax Credit Carryforward (from Sch 3 to Sch 6a)	BeforeAdj TXP_Gross_Input				
TXP_TaxCreditCF0002 - R and D Credit (from Sch 3 to Sch 6a)	BeforeAdj TXP_Gross_Input				
TXP_TaxCreditCF0003 - Foreign Tax Credit (from Sch 3 to Sch 6a)	BeforeAdj TXP_Gross_Input				
<b>Total Tax Credits Carryforward</b>	BeforeAdj TXP_Gross_Input				

A gray box around the cell indicates that the data in the schedule should equal another data cell in the same schedule.

<b>Total Current Tax Expense per Return</b>	TXP_Tax_CalcCYNat	(811)	(811)
<b>Apply RTP to Month 9 in WF Year (Set in Prior Form)</b>	None	9	
TXP_AdjustmentRTP - Return to Provision True-up (to Sch 5)	TXP_Tax_CalcCYNat		(721)
TXP_AdjustmentRC1 - RTP Rate Change Provision (to Sch 5)	TXP_Tax_CalcCYNat		
TXP_AdjustmentRC2 - RTP Rate Change Variance (to Sch 5)	TXP_Tax_CalcCYNat		(90)
<b>TXP_AdjustmentRTP_Total - Total RTP Adjustment</b>	TXP_Tax_CalcCYNat		(811)
Variance (TXP_AdjustmentRTP_Total - TXP_CurTaxRet)	TXP_Tax_CalcCYNat		-

Where rows or columns are specific to Local Jurisdictions, and in some cases are specific to the National Jurisdiction, these row or column headers will have a blue text color. They will not appear when the other Jurisdiction (National/Local) is selected. They are suppressed when not necessary.

TXP_PD0020 - Section 78 Gross Up - PD	TXP_Gross_Input
TXP_PD0025 - Dividends Received Deduction 80% - PD	TXP_Gross_Input
TXP_PD0030 - Dividends Received Deduction 70% - PD	TXP_Gross_Input
TXP_PD0035 - Nondeductible Meals and Entertainment - PD	TXP_Gross_Input
TXP_PD0040 - Lobbying Expenses - PD	TXP_Gross_Input
TXP_PDL0001 - Local Permanent Differences 1 - PD	TXP_Gross_Input
TXP_PDL0002 - Local Permanent Differences 2 - PD	TXP_Gross_Input
TXP_PDL0003 - Local Permanent Differences 3 - PD	TXP_Gross_Input
<b>Total Permanent Differences</b>	<b>TXP_Gross_Input</b>
<b>Total Taxable Income Before Temps</b>	<b>TXP_Gross_Input</b>
TXP_TD0005 - Tax Depreciation - TD (to Sch 6a)	TXP_Gross_Input
TXP_TD0010 - Book Depreciation - TD (to Sch 6a)	TXP_Gross_Input
TXP_TD0015 - Tax Gain / Loss on Sale of Assets - TD (to Sch 6a)	TXP_Gross_Input
TXP_TD0020 - Book Gain / Loss on Sale of Assets - TD (to Sch 6a)	TXP_Gross_Input
<b>Total Fixed and Intangible Assets - TD</b>	<b>TXP_Gross_Input</b>

TXP_VANonCurrent - Valuation Allowance NonCurrent
TXP_VANOL - Valuation Allowance NOL
TXP_VACredit - Valuation Allowance Credits
<b>Valuation Allowance Total</b>
<b>Total Deferred Tax with VA</b>
TXP_DefLocal - Deferred Local (Sch 6a Nat from Sch 6b Local)
<b>Total Deferred Tax with Local (Sch 6b to Sch 7)</b>

Provision (from Sch 5)	Deferred Other 1	Deferred Other 2	Rate Change Impact of Local JD	Equity Adjustments	Other Balance Sheet Only 2
OK	OK	OK	OK	OK	OK

Rows or columns with purple text indicate a "Discrete" item.

	Opening Balance	Opening Balance Adj.	Other Adj. Open 1 - Discrete	Other Adj. Open 2 - Discrete
TXP_TD0005 - Tax Depreciation - TD	51,000			
TXP_TD0010 - Book Depreciation - TD	(7,200)			
TXP_TD0015 - Tax Gain / Loss on Sale of Assets - TD	9,000			
TXP_TD0020 - Book Gain / Loss on Sale of Assets - TD	(11,600)			
TXP_TD0025 - Bad Debt Reserve - TD	(500)			
TXP_TD0030 - Legal Fee Reserve - TD	10,000			
TXP_TD0035 - Contingency Reserve - TD				
TXP_TD0040 - Accrued Incentive Compensation - TD	14,000			
TXP_TD0045 - Deferred Compensation - TD				
TXP_TD0050 - Long Term Incentive Plan - TD				
TXP_TD0001_Dscr - Temporary Difference 1 - Discrete - TD				
TXP_TD0040_Dscr - Accrued Incentive Compensation - Discrete - TD				(12,000)

## First Time Access for All Users

The first time that a user logs into the Tax Provision Blueprint app, they must first:

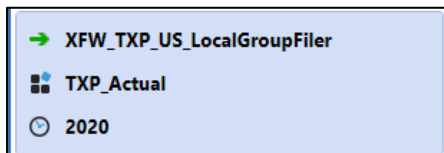
- Select a valid Workflow POV
- Select a valid Cube POV

Here are sample POV's that can be used as a starting point. Note that there should be **no** question marks (?) for any dimension member.

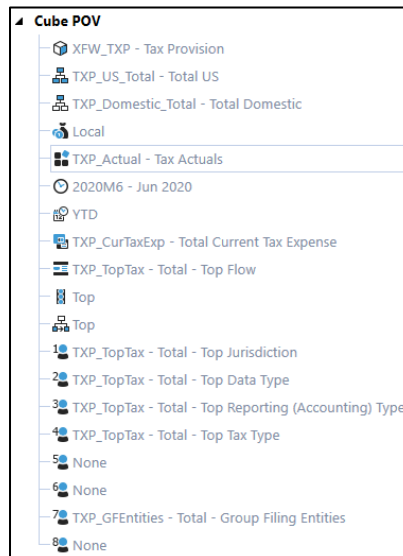


**Important!** All dimensions must contain a valid member other than a question mark (?).

### Workflow POV:



### Cube POV:



## Tax Provision Blueprint Seed Year

The information in this section applies to scenario TXP\_Actual only. There is no seed year data in forecast scenarios. Tax Provision Blueprint requires closing balances to be populated in December (period M12) of the Seed Year. This in turn populates the opening balances for the following year when the full tax provision is calculated.

Setting the Tax Provision Blueprint Seed Year is a onetime task performed by the Administrator.



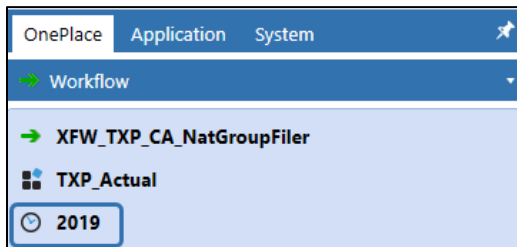
**Note:** Examples and images in this document use 2019 as the Seed Year with Tax Provision Blueprint as a Standard monthly calendar year-end application. Full tax provision calculations begin in 2020.

### Admin Tasks

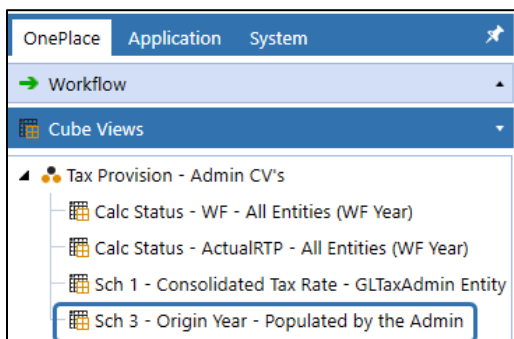
In the Seed Year, there is one admin task that needs to be done.

- Pre-populate the Origin Year for Schedule 03.

First, make sure the WF POV has the Seed Year selected (2019 in our example).




There is a supplied CV located in “OnePlace / Cube Views / Tax Provision / Sch 03 – Origin Year – Populated by the Admin”.



Click on the CV to open it up. Highlight any cell in the last column, right-click and do a Force Calculate. This will execute a BR that populates each UD2 member with the year. The BR uses the WF year to populate the years in the right UD2 row members. This is a once-per-year task.

Go to Sch 03 in any workflow and make sure the Origin year is populated.

 **Note:** The Origin year is only populated for the **TXP\_GLTaxAdmin** entity.

## Enter Seed Year Closing Data

The information in this section contains the steps to populate the closing balances in the Seed Year using the Workflow Forms (Tax Schedules).

To input data for an entity and jurisdiction follow the order of the Schedules as outlined below. Situations where a schedule is not required for an entity and jurisdiction are noted.

Within each schedule differences are highlighted where the setup or functionality differs for group filing status (yes or no) or the jurisdiction type (national or local).

Once the Seed Year data has been entered and verified, see: [Calculate Full Provision After Seed Year](#).

**Important!** When using group filing, the Group Filing Definition (LP 01a and / or LP 02a) **must** be completed for the time period **before** any data is entered. This will determine the POV in the Schedules.

If the entity / jurisdiction is not using group filing, begin with Schedule 1 Tax Rates.

## Schedule LP 01a & LP 02a: Group Filing Definition

When using group filing to prepare either a national or a local jurisdiction tax provision, the filer entity and the entities that are included in the filer entity's provision must be linked. This is done through Schedule LP 01a (National) and Schedule LP 02a (Local).

### Schedule Notes

The National Filer Entity or Local Filer Entity drop down list is determined by the Entity Text 7 property, which is set by the Administrator.

Text 7	NatBenefit=Yes,LocalFiler=Yes,NatFiler=Yes
--------	--

The Tax Rates Used cell is only open to input when the Entity and Filer Entity are the same. Drop down options depend on jurisdiction type:

- National: Filer rates
- Local: Filer rates or Individual rates

There are "NoInput" BR's that prevent input into invalid intersections. You must first select a "Filer Entity" and then Save. After the Save, the column for "Tax Rates Used" will update and be available for selection if the above condition has been met.

The tax rates used options available for a jurisdiction type can be expanded based on your implementation requirements. See [Schedule 01 Tax Rates](#) for more information.



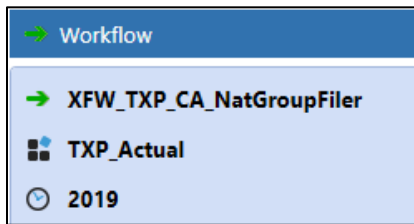
**Tip:** Display Jurisdictions with no data by clicking **Unsuppress Rows**.

### Schedule LP 01a Actual Nat GF – Enter Definitions

When a national jurisdiction is using **National** Group Filing to prepare the tax provision, Schedule LP 01a Actual Nat GF – Enter Definitions must be populated first.

If the national jurisdiction is **not** using Group Filing, this step can be skipped.

This Schedule is available in the TXP\_xx\_NatGroupFiler Workflow, where xx is the national jurisdiction.



- Select the national jurisdiction (JD).
- For each required entity member, select the **National Filer Entity**.
- Save the selections.

Jurisdiction (JD): TXP_CA - Canada			
Populate:		Row Expansion: Expand All	Refresh Data
TXP_Actual Dec 2019	TXP_Actual Dec 2019	TXP_Actual Dec 2019	TXP_Actual Dec 2019
National Filer Entity	Tax Rates Used	Brief Explanation	
<b>National Jurisdiction: TXP_CA</b>			
<b>Entity:</b>			
TXP_CA_101 - CA 101 Entity	TXP_CA_101	Filer Rates	
TXP_CA_102 - CA 102 Entity	No Data		
TXP_CA_103 - CA 103 Entity	TXP_CA_101	Filer Rates	
TXP_CA_104 - CA 104 Entity	TXP_CA_103		
TXP_CA_105 - CA 105 Entity	TXP_CA_115		
TXP_CA_106 - CA 106 Entity			
TXP_CA_107 - CA 107 Entity	TXP_CA_103		
TXP_CA_108 - CA 108 Entity	TXP_CA_101		
TXP_CA_109 - CA 109 Entity			
TXP_CA_110 - CA 110 Entity	TXP_CA_103		
TXP_CA_111 - CA 111 Entity			
TXP_CA_112 - CA 112 Entity			
TXP_CA_113 - CA 113 Entity			
TXP_CA_114 - CA 114 Entity	TXP_CA_115		
TXP_CA_115 - CA 115 Entity	TXP_CA_115	Filer Rates	

- Select the **Tax Rates Used**.
- Save the selections.

Jurisdiction (JD): TXP_CA - Canada			
Populate:		Row Expansion:	Refresh Data
		Expand All	
	TXP_Actual Dec 2019	TXP_Actual Dec 2019	TXP_Actual Dec 2019
	National Filer Entity	Tax Rates Used	Brief Explanation
<b>National Jurisdiction: TXP_CA</b>			
<b>Entity:</b>			
TXP_CA_101 - CA 101 Entity	TXP_CA_101	Filer Rates	
TXP_CA_102 - CA 102 Entity	TXP_CA_101	No Data	
TXP_CA_103 - CA 103 Entity	TXP_CA_103	Filer Rates	
TXP_CA_104 - CA 104 Entity			
TXP_CA_105 - CA 105 Entity			
TXP_CA_106 - CA 106 Entity			
TXP_CA_107 - CA 107 Entity	TXP_CA_103		
TXP_CA_108 - CA 108 Entity	TXP_CA_101		
TXP_CA_109 - CA 109 Entity			
TXP_CA_110 - CA 110 Entity	TXP_CA_103		
TXP_CA_111 - CA 111 Entity			
TXP_CA_112 - CA 112 Entity			
TXP_CA_113 - CA 113 Entity			
TXP_CA_114 - CA 114 Entity	TXP_CA_115		
TXP_CA_115 - CA 115 Entity	TXP_CA_115	Filer Rates	




For troubleshooting this schedule, see [this section](#) in the “Troubleshooting the Schedules” later in this document.

Click the Populate icon to populate the account **TXP\_NatFilerCalc**. This is required to run the rules related to National Benefit from local jurisdictions. If there is no local jurisdiction processing for this national jurisdiction, populating **TXP\_NatFilerCalc** is not required, but will not cause any issues if run.

In our example, Canada requires national group filing. Entity TXP\_CA\_101 is a national group filer that calculates a combined tax provision for filer members: TXP\_CA\_101, TXP\_CA\_102, TXP\_CA\_108.



Jurisdiction (JD): TXP\_CA - Canada

Populate:  Row Expansion: Expand All Refresh Data  

Schedule LP 01a - National Group Filing - Enter Definitions

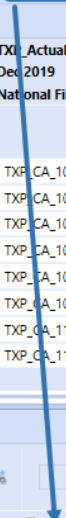
	TXP_Actual Dec 2019 National Filer Entity	TXP_Actual Dec 2019 Tax Rates Used	TXP_Actual Dec 2019 Brief Explanation
National Jurisdiction: TXP_CA			
Entity:			
TXP_CA_101 - CA 101 Entity	TXP_CA_101	Filer Rates	
TXP_CA_102 - CA 102 Entity	TXP_CA_101		
TXP_CA_103 - CA 103 Entity	TXP_CA_103	Filer Rates	
TXP_CA_107 - CA 107 Entity	TXP_CA_103		
TXP_CA_108 - CA 108 Entity	TXP_CA_101		
TXP_CA_110 - CA 110 Entity	TXP_CA_103		
TXP_CA_114 - CA 114 Entity	TXP_CA_115		
TXP_CA_115 - CA 115 Entity	TXP_CA_115	Filer Rates	

Schedule LP 01a - National Group Filing - Populate the National Filer for the Nat B

Tax Actuals  
Dec 2019  
TXP\_NatFilerCalc

Account: TXP\_NatFilerCalc

Entity	UD1 JD	UD7 Entity	
TXP_CA_101 - CA 101 Entity	TXP_CA	TXP_CA_101	1.00
		TXP_CA_102	1.00
		TXP_CA_108	1.00
TXP_CA_103 - CA 103 Entity	TXP_CA	TXP_CA_103	1.00
		TXP_CA_107	1.00
		TXP_CA_110	1.00
TXP_CA_115 - CA 115 Entity	TXP_CA	TXP_CA_114	1.00
		TXP_CA_115	1.00

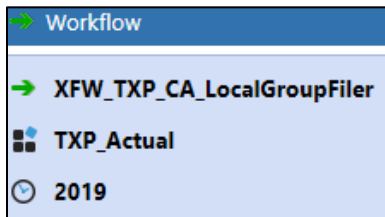


**Schedule LP 02a Actual Local GF – Enter Definitions**

When a local jurisdiction is using **Local** Group Filing to prepare the tax provision, Schedule LP 02a Actual Local GF – Enter Definitions must be populated first.

If the jurisdiction is **not** using **Local** Group Filing, this step can be skipped.

This Schedule is available in the TXP\_xx\_**Local**GroupFiler Workflow, where xx is the national jurisdiction.



- Select the local jurisdiction (JD).
- For each required entity member, select the **Local Filer Entity**.
- Save the selections.
- Select the **Tax Rates Used**.
- Save the selections.

For troubleshooting this schedule, see [this section](#) in the “Troubleshooting the Schedules” later in this document.

Jurisdiction (JD): TXP_CA_NS - Nova Scotia			
	TXP_Actual Dec 2019	TXP_Actual Dec 2019	TXP_Actual Dec 2019
	Local Filer Entity	Tax Rates Used	Brief Explanation
<b>Jurisdiction: TXP_CA_NS</b>			
<b>Entity:</b>			
TXP_CA_101 - CA 101 Entity	TXP_CA_101	Individual Rates	
TXP_CA_102 - CA 102 Entity	TXP_CA_102	Filer Rates	
TXP_CA_103 - CA 103 Entity			
TXP_CA_104 - CA 104 Entity			
TXP_CA_105 - CA 105 Entity			
TXP_CA_106 - CA 106 Entity			
TXP_CA_107 - CA 107 Entity			
TXP_CA_108 - CA 108 Entity			
TXP_CA_109 - CA 109 Entity			
TXP_CA_110 - CA 110 Entity			
TXP_CA_111 - CA 111 Entity			
TXP_CA_112 - CA 112 Entity			
TXP_CA_113 - CA 113 Entity			
TXP_CA_114 - CA 114 Entity	TXP_CA_101		
TXP_CA_115 - CA 115 Entity			

## Schedule 01 Tax Rates

The current year stat rate and closing deferred rates need to be entered for the Seed Year. The current year stat rate is required for the return to provision variance calculations that are processed from the Seed Year.

- National Jurisdictions: Enter **CY Stat Rate** and **Close Def. Rate**.
- Local Jurisdictions: Enter **CY Apport Pct**, **CY Stat Rate**, **Close Def. Apport Pct** and **Close Def Rate**.
  - Local Jurisdiction with no Apportionment Rate: Enter 100 in **CY Apport Pct** and/or **Open Def Apport Pct**.

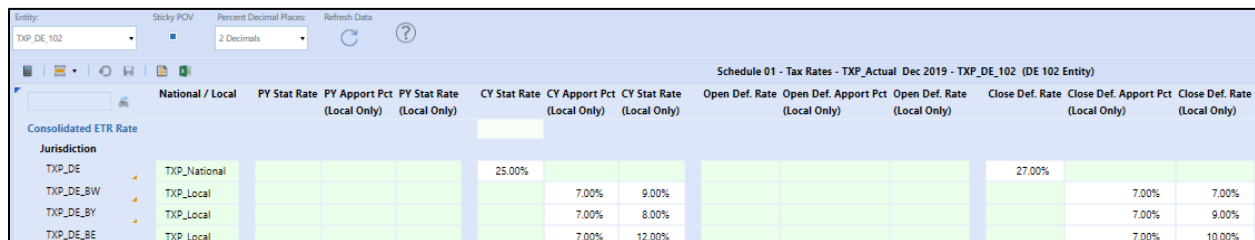
**!** **Important!** Enter Tax Rates as whole numbers (31); do not enter as a decimal (such as .31).

### Dashboard POV Selection

The POV selections available are based on the Workflow Type.

#### Workflow Type: Entity

When **Group filing status is no** for national or local jurisdictions the tax rates are entered for the entity and jurisdiction (UD1). The group filer member (UD7) is **None**.



	National / Local	PY Stat Rate (Local Only)	PY Apport Pct (Local Only)	PY Stat Rate (Local Only)	CY Stat Rate (Local Only)	CY Apport Pct (Local Only)	CY Stat Rate (Local Only)	Open Def. Rate (Local Only)	Open Def. Apport Pct (Local Only)	Open Def. Rate (Local Only)	Close Def. Rate (Local Only)	Close Def. Apport Pct (Local Only)	Close Def. Rate (Local Only)
Consolidated ETR Rate					25.00%						27.00%		
Jurisdiction													
TXP_DE	TXP_National				25.00%						27.00%		
TXP_DE_BW	TXP_Local					7.00%	9.00%					7.00%	7.00%
TXP_DE_BY	TXP_Local					7.00%	8.00%					7.00%	9.00%
TXP_DE_BE	TXP_Local					7.00%	12.00%					7.00%	10.00%

When **Group filing status is yes** for local jurisdictions the tax rates are entered for the entity, jurisdiction (UD1), group filer (UD7) filer members. Tax rates for a local group filer can also be entered in the Group Filer Workflow Type “LocalGroupFiler”. National group filer tax rates are only entered in the “NatGroupFiler” workflow.

#### Workflow Type: Group Filer

When using group filing for a jurisdiction, tax rates are entered for the entity, jurisdiction (UD1) and group filer member (UD7). **Tax Rates Used** for group filing jurisdictions are classified as: **Filer Rates** or **Individual Rates** and are assigned in Schedule LP 01a (national) or LP 02a (local).

**Filer Rates:** The tax rate assigned to each filer member (UD7) for a given filer entity and jurisdiction should be the same. Available for national and local group filing.

**Individual Rates:** The tax rate assigned to each filer member (UD7) for a given filer entity and jurisdiction may be different. Available for local group filing only.


These are suggested definitions. The application will calculate the tax-effected data using the tax rate entered for the entity (Entity), jurisdiction (UD1), group filer (UD7). There are national and local confirmation rules to verify that the rates entered are the same when the entity jurisdiction has been assigned tax rate of Filer Rates. See [TXP\\_Nat\\_TaxRates](#) or [TXP\\_Local\\_TaxRates](#).

Below is an example of a **National Group Filer** with **Filer Rates**: Entity TXP\_AE\_101, Jurisdiction TXP\_AE. Each group filer member (UD7) has the same rate of CY Stat Rate of 25%.

National / Local	PY Stat Rate	PY Apport Pct (Local Only)	PY Stat Rate (Local Only)	CY Stat Rate	CY Apport Pct (Local Only)	CY Stat Rate (Local Only)	Open Def. Rate (Local Only)	Open Def. Apport Pct (Local Only)	Open Def. Rate (Local Only)	Close Def. Rate (Local Only)	Close Def. Apport Pct (Local Only)	Close Def. Rate (Local Only)
TXP_GLTaxAdmin - Consolidated ETR Rate												
TXP_AE_101 (AE 101 Entity) - FILER												
TXP_AE_101				25.00%						28.00%		
TXP_AE_102				25.00%						28.00%		
TXP_AE_106				25.00%						28.00%		

Below is an example of a **Local Group Filer** with **Individual Rates**: Entity TXP\_CA\_101, Jurisdiction TXP\_CA\_NS. Each group filer member (UD7) has a different tax rate.

National / Local	PY Stat Rate	PY Apport Pct (Local Only)	PY Stat Rate (Local Only)	CY Stat Rate	CY Apport Pct (Local Only)	CY Stat Rate (Local Only)	Open Def. Rate (Local Only)	Open Def. Apport Pct (Local Only)	Open Def. Rate (Local Only)	Close Def. Rate (Local Only)	Close Def. Apport Pct (Local Only)	Close Def. Rate (Local Only)
TXP_GLTaxAdmin - Consolidated ETR Rate												
TXP_CA_101 (CA 101 Entity) - FILER												
TXP_CA_101					24.00%	12.00%					25.00%	10.00%
TXP_CA_114					21.00%	7.00%					20.00%	8.00%

 **Tip:** Display Jurisdictions with no data by clicking **Unsuppress Rows**.

### Schedule 05\_06 National Process Exclude Local Jurisdiction (Optional)

Schedule 05\_06 applies to an entity with national and local jurisdictions where the national jurisdiction receives a tax benefit from the local jurisdiction(s). For group filing status of yes or no, the process is the same.

Skip this Schedule, if the entity cannot utilize the national benefit or the entity has no local jurisdiction.

In the case where a local jurisdiction is not allowed to be included in this tax benefit, enter **1** in the designated cell. This trigger is used in the Business Rules.

For an entity where the national jurisdiction can take the National Benefit for one or more local jurisdictions:

- The row with **NatBenefit = Yes for Entity** will display **Yes** in each period that applies.
  - This is the Entity Dimension Text 7 property.
- Enter **1** in Dec 2019 for local jurisdiction(s) not included in the National Benefit.
  - This is required to populate the closing balance for the national jurisdiction in the Deferred Tax Roll forward for the Deferred Local account (TXP\_DefLocal).

The screen shot displays entity TXP\_US\_101 with two local jurisdictions (California and Georgia) excluded from the National Benefit calculation.

	Jan 2019	Feb 2019	Mar 2019	Apr 2019	May 2019	Jun 2019	Jul 2019	Aug 2019	Sep 2019	Oct 2019	Nov 2019	Dec 2019
NatBenefit = Yes for Entity -> Benefit Rules Will Run	Yes	Yes	Yes	Yes	Yes	Yes	Yes	Yes	Yes	Yes	Yes	Yes
NatBenefit = NO for Entity -> Benefit Rules Will NOT Run												
<b>TXP_US_101 (US 101 Entity)</b>												
<b>Jurisdiction</b>												
TXP_US - United States												
TXP_US_Blended - US Blended												
TXP_US_AL - Alabama												
TXP_US_AK - Alaska												
TXP_US_AZ - Arizona												
TXP_US_AR - Arkansas												
TXP_US_CA - California												1
TXP_US_CO - Colorado												
TXP_US_CT - Connecticut												
TXP_US_DE - Delaware												
TXP_US_FL - Florida												
TXP_US_GA - Georgia												1
TXP_US_HI - Hawaii												

An Entity that does not have local jurisdictions or has local jurisdictions but cannot take the National Benefit for ANY local jurisdiction, **NatBenefit = No for Entity** will display **No** in each period that applies.

**Note:** The Administrator sets the Entity Dimension Text 7 property.

Text 7

NatBenefit=Yes,LocalFiler=Yes,NatFiler=Yes

### Schedule 02 Set the Return Year

No input required for Seed Year.

### Schedule 02 RTP

No input required for Seed Year.

## Schedule 03 Tax Attributes

Schedule 03 tracks Tax Losses, Tax Credits, and Apportioned NOL (local jurisdictions only) by year. All tax attribute accounts track data by year from the current year (CY) back to year 19 (CY – 19). Years > -19 are combined into one total (calculated using business rules). Tax data entered in this form is gross.

The subtotal for each activity flow member for each Tax Attribute account is copied over to Schedule 06a Deferred Tax Source Gross using Business Rules. See the Calculate Full Provision After Seed Year [Schedule 03 Tax Attributes](#) section for a screen shot that shows the “mapping” between Schedule 03 and Schedule 06a.

The Origin Year is for reference purposes only. **CY >-19** applies to multiple years and is therefore left blank.

TXP_TaxLossCF0001 - Capital Loss	Total (to Sch 6a)	Origin Year
		CY > -19
		CY - 19
		1997
		1998
		1999
		2000
		2001
		2002
		2003
		2004
		2005
		2006
		2007
		2008
		2009
		2010
		2011
		2012
		2013
		2014
		2015
		2016
		CY

### *Dashboard POV Selection*

The POV selections available are based on the workflow type and the group filing status.

#### **Workflow Type: Entity**

When group filing is no for national and / or local jurisdictions:

- Entity -> Workflow entity
- Jurisdiction (JD) -> National / local jurisdictions
- Group Filer (GF) -> None member (UD7)

#### **Workflow Type: Group Filer (National)**

When using group filing for a national jurisdiction:

- Entity -> National filer entity
- Jurisdiction (JD) -> National jurisdiction

- Group Filer (GF) -> Group filer (UD7) based on jurisdiction and tax rates used

**Tax Rates Used:**

- Filer rates: -> only the group filer member is available for input

**Workflow Type: Group Filer (Local)**

When using group filing for a local jurisdiction:

- Entity -> Local filer entity
- Jurisdiction (JD) -> Local jurisdictions assigned to local filer entity
- Group Filer (GF) -> Filer members (UD7) based on local jurisdiction and tax rates used

**Tax Rates Used:**

- Filer rates: -> only the group filer member is available for input
- Individual rates: -> all filer members available for input

**Data process**

For consistency, the closing balance data should be entered in the same activity flow member for all amounts. In our example, all data is entered in the **Other Balance Sheet Only 2** flow member.

In the next year (2020), business rules will copy the **Total Carryforward Balance** amounts to the opening balances for national and each local Jurisdiction for the 2020 tax provision calculation.

- Input the closing balance data in each account and origin year combination
- Input Carryforward Expiration Year (Optional)
  - All Years are open to manual input in the Seed Year



**Note:** Expiration Years CY to CY – 19 can be updated in the Seed Year. After the Seed Year only CY is open to input.

- For a local jurisdiction, enter data for the Apportioned Loss account if applicable.
  - A local jurisdiction may have either an NOL or an Apportioned Loss, but usually not both.
- Data entry is not allowed in the **Utilization** column in the Seed Year to avoid being out of balance with Schedule 06 (Deferred Tax Roll forward).

The screen shot below is for a national jurisdiction:

Entity	Sticky POV	Jurisdiction (JD)	Group Filer (GF)	Source	Jurisdiction Type	Currency	Show Curr Code	Data Decimal Places	Row Expansion
TXP_CA_101		TXP_CA - Canada	TXP_CA_101 - CA 101 Enti...	Source	TXP_National	USD	No	2 Decimals	Collapse All
Schedule 03 - Tax Attribute Detail - TXP_Actual Dec 2019									
TXP_CA_101	TXP_CA_101	TXP_CA_101	TXP_CA_101	TXP_CA_101	TXP_CA_101	TXP_CA_101	TXP_CA_101	TXP_CA_101	TXP_CA_101
Equity Adjustments	Other Balance Sheet Only 2	Other Balance Sheet Only 3	Total Attribute Available	Utilization (to Sch 5)	Total FX	Total Carryforward Balance	Brief Explanation		
OK	OK	OK	OK	OK	OK	OK			
<b>Total Tax Losses Carryforward</b>									
TXP_TaxLossCF0001	Total (to Sch 6a)					65,000			65,000
TXP_TaxLossCF0002	Total (to Sch 6a)					119,000			119,000
CY > -19									
CY - 19									
CY - 18									
CY - 17						45,000			45,000
CY - 16									
CY - 15									
CY - 14									
CY - 13									
CY - 12									
CY - 11									
CY - 10									
CY - 9									
CY - 8									
CY - 7									
CY - 6									
CY - 5									
CY - 4									
CY - 3						74,000			74,000
CY - 2									
CY - 1									
CY									
TXP_TaxLossesCF	Total (to Sch 6a)					184,000			184,000
<b>Total Tax Credits Carryforward</b>									
TXP_TaxCreditCF0001	Total (to Sch 6a)					75,000			75,000
TXP_TaxCreditCF0002	Total (to Sch 6a)					24,000			24,000
TXP_TaxCreditCF0003	Total (to Sch 6a)					32,000			32,000
TXP_TaxCreditCFTotal	Total (to Sch 6a)					131,000			131,000

To calculate the FX for non-USD entities, change the currency selected in the POV to **USD** and select **Force Translate**.

Entity	Sticky POV	Jurisdiction (JD)	Group Filer (GF)	Source	Jurisdiction Type	Currency	Show Curr Code	Data Decimal Places	Row Expansion
TXP_CA_101		TXP_CA - Canada	TXP_CA_101 - CA 101 Enti...	Source	TXP_National	USD	No	2 Decimals	Collapse All
Schedule 03 - Tax Attribute Detail - TXP_Actual Dec 2019									
TXP_CA_101	TXP_CA_101	TXP_CA_101	TXP_CA_101	TXP_CA_101	TXP_CA_101	TXP_CA_101	TXP_CA_101	TXP_CA_101	TXP_CA_101
Equity Adjustments	Other Balance Sheet Only 2	Other Balance Sheet Only 3	Total Attribute Available	Utilization (to Sch 5)	Total FX	Total Carryforward Balance			
OK	OK	OK	OK	OK	OK	OK			

Below is a partial view of Schedule 03 Tax Attributes with data in the FX Total column.

Entity	Sticky POV	Jurisdiction (JD)	Group Filer (GF)	Source	Jurisdiction Type	Currency	Show Curr Code	Data Decimal Places	Row Expansion
TXP_CA_101		TXP_CA - Canada	TXP_CA_101 - CA 101 Enti...	Source	TXP_National	USD	No	2 Decimals	Collapse All
Schedule 03 - Tax Attribute Detail - TXP_Actual Dec 2019									
TXP_CA_101	TXP_CA_101	TXP_CA_101	TXP_CA_101	TXP_CA_101	TXP_CA_101	TXP_CA_101	TXP_CA_101	TXP_CA_101	TXP_CA_101
Equity Adjustments	Other Balance Sheet Only 2	Other Balance Sheet Only 3	Total Attribute Available	Utilization (to Sch 5)	Total FX	Total Carryforward Balance			
OK	OK	OK	OK	OK	OK	OK			
<b>Total Tax Losses Carryforward</b>									
TXP_TaxLossCF0001	Total (to Sch 6a)		49,324.73		49,324.73	415.87			49,740.60
TXP_TaxLossCF0002	Total (to Sch 6a)		90,302.20		90,302.20	761.36			91,063.56
CY > -19									
CY - 19			34,147.89		34,147.89	287.91			34,435.80
CY - 18									
CY - 17									

### Schedule 04 Tax Payments

No input required for Seed Year.

### Schedule 05 Current Provision

No input required for Seed Year.





**Important!** The current tax expense will not be calculated in the Seed Year. If data is entered in this form, it could impact the Seed Year (2019) RTP if used to true-up a later year. No Input rules prevent data from being input or loaded into Schedule 05 accounts.

## Schedule 06a Deferred Tax Source Gross

Enter Gross Input data to generate closing balances for National and each Local Jurisdiction required to populate the opening balances for the full provision calculated in 2020 (the first year after the Seed Year).

### *Dashboard POV Selection*

The POV selections available are based on the workflow type and the group filing status.

#### **Workflow Type: Entity**

When group filing status is no for national and / or local jurisdictions:

- Entity -> Workflow entity
- Jurisdiction (JD) -> National / local jurisdictions
- Group Filer (GF) -> None member (UD7)

#### **National Jurisdictions:**

Go to [Data process](#) to input or modify deferred tax balances. If the entity also has local jurisdictions to calculate then continue to the next section: Local Jurisdictions.

#### **Local Jurisdictions:**

For local jurisdictions with no group filing where the national jurisdiction temporary differences serve as the basis for local tax provision a data copy may be run to seed the local temporary differences with the national temporary differences. The local data can then be adjusted as needed.

The data copy process is the same for an entity with national group filing: yes or no.

Optional:

- Bulk copy / clear (typically run by Admin or Power User only)
  - Run the data copy **DM 20aAdmin Copy National to Local – Provision**
  - See [Dashboard DM 20aAdmin – Provision Data: National \(Group Filing: Yes or No\) to Local \(No GF\)](#)
- Single POV copy
  - Run the data copy **DM 20a Copy National to Local – Provision**
  - See [Dashboard DM 20a – Provision Data: National \(Group Filing: Yes or No\) to Local \(No GF\)](#)
- Re-run the data copy if the National data changes

- Return to Schedule 06a and select the Dashboard POV as listed above.
- Go to input or modify deferred tax balances.

**Workflow Type: Entity -> National Group Filing -> Data Preparation**

When using national group filing there is a “data preparation” step required for each entity that is a member of the filing group. This “data preparation” process must be completed before the tax provision process for the national filer entity is started. This step is done through the entity workflow for entities that are members of the national filing group, not in the group filer workflow.

Each national entity begins with data in temporary differences in the **None** group filer (UD7) member. This data is then copied over to the entity filer, jurisdiction, and group filer member. For example, data entered in entity TXP\_CA\_102 and jurisdiction TXP\_CA is then copied over to entity TXP\_CA\_101 (assigned filer entity), jurisdiction TXP\_CA, and group filer member (UD7) TXP\_CA\_102.

**Step 1** National group filing: Select POV and then input data in temporary difference accounts.

- Entity -> National entity
- Jurisdiction (JD) -> National jurisdiction
- Group Filer (GF) -> None member (UD7)

Select one column (for example, **Other Balance Sheet Only 2**) and enter the correct Gross Tax closing balance for each required account.

Proceed to Step 2 below. You will need to switch workflow profiles.

**Workflow Type: Group Filer (National)**

**Step 2** National group filing: Copy national preparation data to national group filer.

Select and run the data copy **DM 10aAdmin GF Copy National to National – Provision**.

This will populate temporary differences for the Filer entity / National jurisdiction / Filer member (UD7) from the National Preparation data: National entity / National jurisdiction / None member (UD7). See [Dashboard DM 10aAdmin – Provision Data: National to National Group Filer](#).

Next, proceed to Step 3.

**Step 3** National group filing: **Schedule 06a Deferred Tax Source Gross** data input and adjustments

- Entity -> National filer entity
- Jurisdiction (JD) -> National jurisdiction
- Group Filer (GF) -> Parent group filer (UD7)

First review [Data process](#) and then data is input or adjusted via linked cube views. See [Schedule 06a – Linked Cube Views](#).

**Workflow Type: Group Filer (Local)**

For local jurisdictions with group filing where the national jurisdiction temporary differences serve as the basis for local tax provision a data copy may be run to seed the local temporary differences with the national temporary differences. The local data can then be adjusted as needed.

The process is the same for an entity with national group filing status of yes or no.

**Step 1** optional copy of national tax provision data to local jurisdiction.

- Bulk copy / clear (typically run by Admin or Power User only)
  - Select and run the data copy **DM 30aAdmin Copy National to Local – Provision**
  - See [Dashboard DM 30aAdmin – Provision Data: National \(Group Filing: Yes or No\) by Local \(Group Filing\)](#)
- Single POV copy / clear
  - Select and run the data copy **DM 30a Copy National to Local – Provision**
  - See [Dashboard DM 30a – Provision Data: National \(Group Filing: Yes or No\) by Local \(Group Filing\)](#)
- Re-run this data copy if the National data changes
- Return to Schedule 06a.

**Step 2** Local group filing: **Schedule 06a Deferred Tax Source Gross** input or adjust local group filer data


- Entity -> Local Filer entity
- Jurisdiction (JD) -> Local jurisdictions assigned to local filer entity
- Group Filer (GF) -> Filer members (UD7) based on local jurisdiction and tax rates used

First review [Data process](#) and then data is input or adjusted via linked cube views: see -> [Schedule 6a – Linked Cube Views](#).

**Data process**

- 1) Select one column (for example, **Other Balance Sheet Only 2**) to enter the correct Gross Tax closing balance for each required account.
  - a) If entering a closing balance amount for a discrete temporary difference, you will need to input the data in a column with a discrete member. For example, Deferred Other 2 – Discrete.
- 2) For a local jurisdiction: Enter data to **Apportioned** accounts if applicable.
- 3) The Tax Loss, Tax Credit, and Apportioned NOL (Local only) accounts will populate from Schedule 3 once **Force Calculate** is run.
  - a) The Closing balance for each of these accounts should tie to the Total Carryforward Balances in Schedule 3.
- 4) Accounts **TXP\_DefLocal** & **TXP\_DefLocal\_Dscr** hold the National benefit data from the applicable local jurisdictions.
  - a) There is no manual input; it is populated using rules and will run in the Seed Year.
  - b) Rate Change Impact of Local Jurisdiction will have no data. There is **no** rate change impact calculated in the Seed Year.




- c) The TXP\_DefLocal & TXP\_DefLocal\_Dscr accounts only display for National Jurisdiction; it is not used with Local Jurisdictions.

 **Note:** The TXP\_DefLocal & TXP\_DefLocal\_Dscr accounts only apply to a National Jurisdiction with Local Jurisdictions where the national benefit is allowed.

The screen shot below is for a national jurisdiction with no group filing and no national benefit from local jurisdiction(s):

**Data Process – Linked Cube Views for Group Filing**

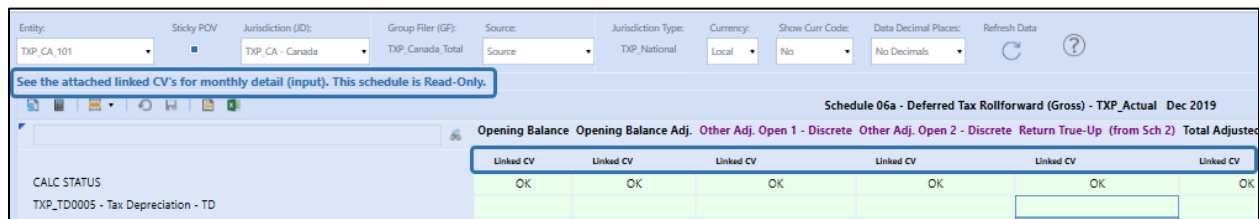
There are three Linked Cube Views available for input when using group filing:

-  Navigate To 'Sch 6a - 01 DTR Update Temps - Detail by UD7'
-  Navigate To 'Sch 6a - 02 DTR Update Other- Detail by UD7'
-  Navigate To 'Sch 6 - 03 Gross/Tax Closing Balances - Detail by UD7'

Note, when there are differences for Filer Rates and Individual Rates.

Entities that are not using national or local group filing can ignore this section.

The text indicating there are Linked CV's attached and the columns with "Linked CV" displayed are only visible to an entity / jurisdiction that is using group filing.

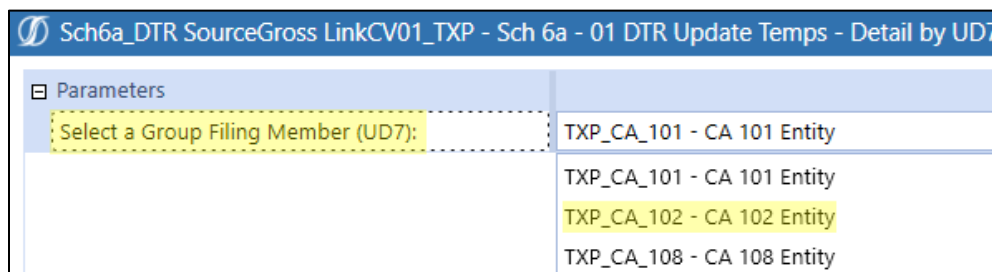
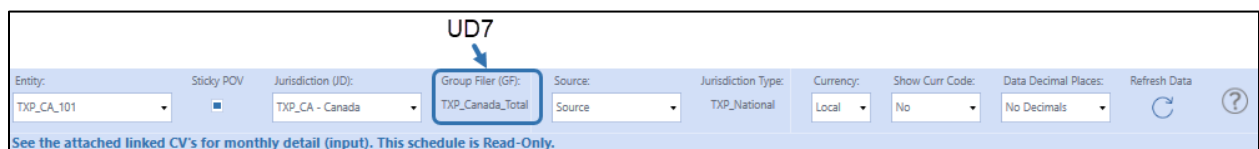


### Sch 06a – 01 DTR Update Temps – Detail by UD7

This linked cube view allows input for the closing balances of the Deferred Tax temporary difference accounts.

**Filer rates and Individual rates:** Temporary differences by filer member (UD7) can be updated for the entity.

The example below is for national group filing: Canada entity TXP\_CA\_101 (filer entity) has three filer members (UD7): TXP\_CA\_101, TXP\_CA\_102, TXP\_CA\_108.



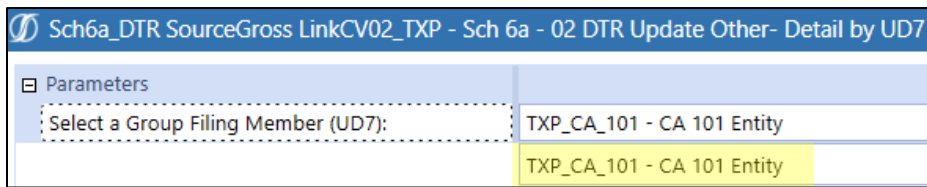
CALC STATUS	Opening Balance		Opening Provision (from Sch 5) Deferred Other 1 Deferred Other 2 Deferred Other 2 - Discrete Deferred Other 2 - Discrete					Adjustments	Other Balance Sheet Only 2		Other Balance Sheet Only 3		Total Gross Closing Balance	
	TXP_CA_102	TXP_CA_101	TXP_CA_102	TXP_CA_102	TXP_CA_102	TXP_CA_102	TXP_CA_102		TXP_CA_102	TXP_CA_102	TXP_CA_102	TXP_CA_102	TXP_CA_102	TXP_CA_102
TXP_TD0005 - Tax Depreciation - TD	OK													
TXP_TD0010 - Book Depreciation - TD														
TXP_TD0015 - Tax Gain / Loss on Sale of Assets - TD														
TXP_TD0020 - Book Gain / Loss on Sale of Assets - TD														
TXP_TD0025 - Bad Debt Reserve - TD														
TXP_TD0030 - Legal Fee Reserve - TD														
TXP_TD0035 - Contingency Reserve - TD														
TXP_TD0040 - Accrued Incentive Compensation - TD														
TXP_TD0045 - Deferred Compensation - TD														
TXP_TD0050 - Long Term Incentive Plan - TD														
TXP_TD0001_Discr - Temporary Difference 1 - Discrete - TD														
TXP_TD0040_Discr - Accrued Incentive Compensation - Discrete - TD														
<b>Total Temporary Differences</b>														

### Sch 06a – 02 DTR Update Other – Detail by UD7

This linked cube view allows input for the closing balances of the Deferred Tax accounts other than the temporary difference accounts including, equity, valuation allowance, and apportioned (local jurisdictions).

**Filer rates:** The Deferred Tax accounts *other* than the temporary differences are **only** modifiable for the group filer (UD7).

The example below is for national group filing. Canada entity TXP\_CA\_101 (filer entity) has three filer members (UD7): TXP\_CA\_101, TXP\_CA\_102, TXP\_CA\_108. Only group filer member TXP\_CA\_101 is available to input to the *other* deferred tax accounts.



Sch 06a - 02 DTR Update Other- Detail by UD7 - Linked From Sch 06a - Deferred Tax Rollforward Gross - EFTXP\_CA\_101-CKCAD:5#TXP\_Actual:1#2019M12:F#TXP\_OtherOpenAdj2\_Dscr:1#None:U1#TXP\_CA:U2#TXP\_Gross\_Input:U3#TXP\_Source:U4#TXP\_National:U7#TXP\_Canada\_Total

Schedule 06a - DTR Gross - Dec 2019 - TXP\_CA\_101 (CA 101 Entity) - JD: Canada - Currency: Local

	TXP_CA_101	TXP_CA_101	TXP_CA_101	TXP_CA_101	TXP_CA_101	TXP_CA_101	TXP_CA_101
CALC STATUS	OK	OK	OK	OK	OK	OK	OK
TXP_TD0005 - Tax Depreciation - TD					24,000		24,000
TXP_TD0010 - Book Depreciation - TD					(1,200)		(1,200)
TXP_TD0015 - Tax Gain / Loss on Sale of Assets - TD							
TXP_TD0020 - Book Gain / Loss on Sale of Assets - TD							
TXP_TD0025 - Bad Debt Reserve - TD							
TXP_TD0030 - Legal Fee Reserve - TD							
TXP_TD0035 - Contingency Reserve - TD							
TXP_TD0040 - Accrued Incentive Compensation - TD							
TXP_TD0045 - Deferred Compensation - TD							
TXP_TD0050 - Long Term Incentive Plan - TD							
TXP_TD0001_Dscr - Temporary Difference 1 - Discrete - TD							
TXP_TD0040_Dscr - Accrued Incentive Compensation - Discrete - TD							
<b>Total Temporary Differences</b>					<b>22,800</b>		<b>22,800</b>
TXP_TaxLossCV0001					5,000		5,000
<b>Total Tax Losses Current Year</b>					<b>5,000</b>		<b>5,000</b>
TXP_TaxLossCF0001 - Capital Loss (from Sch 3)					65,000		65,000
TXP_TaxLossCF0002 - NOL (from Sch 3)					119,000		119,000
<b>Total Tax Losses Carryforward (from Sch 3)</b>					<b>184,000</b>		<b>184,000</b>
<b>Total Tax Losses</b>					<b>189,000</b>		<b>189,000</b>
TXP_TaxCreditCF0001 - Tax Credit Carryforward (from Sch 3)					75,000		75,000
TXP_TaxCreditCF0002 - R and D Credit (from Sch 3)					24,000		24,000
TXP_TaxCreditCF0003 - Foreign Tax Credit (from Sch 3)					32,000		32,000
<b>Total Tax Credits Carryforward (from Sch 3)</b>					<b>131,000</b>		<b>131,000</b>
<b>Total Deferred Tax Excluding Equity</b>					<b>342,800</b>		<b>342,800</b>
TXP_Equity0001 - Pensions					(12,000)		(12,000)
TXP_Equity0002 - Post Retirement Benefit							
TXP_Equity0003 - Cash Flow Hedges					(8,000)		(8,000)
TXP_Equity0004 - Net Investment Hedges							
<b>Total Equity</b>					<b>(20,000)</b>		<b>(20,000)</b>
<b>Total Deferred Tax Excluding VA</b>					<b>322,800</b>		<b>322,800</b>
TXP_VANonCurrent - Valuation Allowance NonCurrent					(9,200)		(9,200)
TXP_VANOL - Valuation Allowance NOL					4,000		4,000
TXP_VACredit - Valuation Allowance Credits					3,600		3,600
<b>Valuation Allowance Total</b>					<b>(1,600)</b>		<b>(1,600)</b>
<b>Total Deferred Tax with VA</b>					<b>321,200</b>		<b>321,200</b>
TXP_DefLocal - Deferred Local (Sch 6a Nat from Sch 6b Local)					(163,625)		(163,625)
TXP_DefLocal_Dscr - Deferred Local - Discrete (Sch 6a Nat from Sch 6b Local)							
<b>Total Deferred Local</b>					<b>(163,625)</b>		<b>(163,625)</b>
<b>Total Deferred Tax with Local (Sch 6b to Sch 7)</b>					<b>157,575</b>		<b>157,575</b>

**Individual rates:** The Deferred Tax accounts *other* than the temporary differences are modifiable for **each** filer member (UD7).

The example below is for local group filing with Individual rates assigned. US entity TXP\_US\_107 (filer entity) for local jurisdiction Georgia (TXP\_US\_GA) has three filer members: TXP\_US\_102, TXP\_US\_107, TXP\_US\_118. All filer members are available to input into the *other* deferred tax accounts.

Entity: TXP\_US\_107 Sticky POV Jurisdiction (JD): TXP\_US\_GA - Georgia Group Filer (GF): TXP\_US\_Total Source: Source Jurisdiction Type: TXP\_Local Currency: Local Show Curr Code: No Data Decimal Places: No Decimals Refresh Data

See the attached linked CV's for monthly detail (input). This schedule is Read-Only.

Schedule 06a - Deferred Tax Rollforward (Gross) - TXP\_Actual Dec 2019

	Opening Balance	Opening Balance Adj.	Other Adj.	Open 1 - Discrete	Other Adj. Open 2 - Discrete	Return True-Up (from Sch
CALC STATUS	OK,MC	OK,MC	OK,MC	OK,MC	OK,MC	OK,MC
TXP_TD0005 - Tax Depreciation - TD						

Sch6a\_DTR SourceGross LinkCV02\_TXP - Sch 6a - 02 DTR Update Other- Detail by UD7

Parameters

Select a Group Filing Member (UD7):

- TXP\_US\_102 - US 102 Entity
- TXP\_US\_102 - US 102 Entity
- TXP\_US\_107 - US 107 Entity
- TXP\_US\_118 - US 118 Entity

Sch 06a - 02 DTR Update Other- Detail by UD7 - Linked From Sch 06a - Deferred Tax Rollforward Gross - E#TXP\_US\_107C#USD#S#TXP\_ActualT#2019M12F#TXP\_OtherOpenAdj1\_DscrIfNoneU1#TXP\_US\_GA#2#TXP\_Gross.InputU3#TXP\_Source

Schedule 06a - DTR Gross - Dec 2019 - TXP\_US\_107 (US 107 Entity) - JD: Georgia - Currency: Local

	Provision (from Sch 5)	Deferred Other 1	Deferred Other 2	Deferred Other 2 - Discrete	Deferred Other 10 - Discrete	Equity Adjustments	Other Balance Sheet Only 2	Other Balance
	TXP_US_118	TXP_US_118	TXP_US_118	TXP_US_118	TXP_US_118	TXP_US_118	TXP_US_118	TXP_US_118
TXP_TD0001 - Legal Fee Reserve - TD								7,300
TXP_TD0030 - Legal Fee Reserve - TD								22,500
TXP_TD0035 - Contingency Reserve - TD								75,000
TXP_TD0040 - Accrued Incentive Compensation - TD								18,750
TXP_TD0045 - Deferred Compensation - TD								18,750
TXP_TD0050 - Long Term Incentive Plan - TD								37,500
TXP_TD0001_Dscr - Temporary Difference 1 - Discrete - TD								
TXP_TD0040_Dscr - Accrued Incentive Compensation - Discrete - TD								
TXP_TDL0001 - Local Temporary Difference 1 - TD								(400)
TXP_TDL0002 - Local Temporary Difference 2 - TD								
TXP_TDL0003 - Local Temporary Difference 3 - TD								
TXP_TDL0003_Dscr - Local Temporary Difference 3 - Discrete - TD								
TXP_TDL0010_Dscr - Local Temporary Difference 10 - Discrete - TD								
<b>Total Temporary Differences</b>								<b>164,600</b>
<b>Total Tax Losses Current Year</b>								<b>2,700</b>
TXP_TaxLossCF0001 - Capital Loss (from Sch 3)								2,700
TXP_TaxLossCF0002 - NOL (from Sch 3)								13,500
<b>Total Tax Losses Carryforward (from Sch 3)</b>								<b>13,500</b>
<b>Total Tax Losses</b>								<b>16,200</b>
TXP_TaxCreditCF0001 - Tax Credit Carryforward (from Sch 3)								8,550
TXP_TaxCreditCF0002 - R and D Credit (from Sch 3)								2,700
TXP_TaxCreditCF0003 - Foreign Tax Credit (from Sch 3)								6,300
<b>Total Tax Credits Carryforward (from Sch 3)</b>								<b>17,550</b>
<b>Total Deferred Tax Excluding Equity</b>								<b>198,350</b>
TXP_Equity0001 - Pensions								13,500
TXP_Equity0002 - Post Retirement Benefit								6,750
TXP_Equity0003 - Cash Flow Hedges								4,050
TXP_Equity0004 - Net Investment Hedges								(2,700)
<b>Total Equity</b>								<b>21,600</b>
<b>Total Deferred Tax Excluding VA</b>								<b>219,950</b>
TXP_AppTD0001 - Apportioned Temp Difference 0001								
TXP_AppTD0002 - Apportioned Temp Difference 0002								2,000
TXP_AppTD0003 - Apportioned Temp Difference 0003								
TXP_AppTD0003_Dscr - Apportioned Temp Difference 0003 - Discrete								
TXP_AppTD0010_Dscr - Apportioned Temp Difference 0010 - Discrete								
TXP_AppTaxLossCF0001 - Apportioned NOL (from Sch 3)								10,200
<b>TXP_DefApportTotal - Total Deferred Apportioned Tax</b>								<b>12,200</b>
TXP_VANonCurrent - Valuation Allowance NonCurrent								9,450
TXP_VANOL - Valuation Allowance NOL								2,700
TXP_VACredit - Valuation Allowance Credits								2,025
TXP_VA_ApportNOL - Valuation Allowance Apportioned NonCurrent								(2,500)
TXP_VA_ApportNOL - Valuation Allowance Apportioned NOL's								(3,500)
<b>Valuation Allowance Total</b>								<b>8,175</b>
<b>Total Deferred Tax with VA</b>								<b>240,325</b>
<b>Total Deferred Tax with Local (Sch 6b to Sch 7)</b>								<b>240,325</b>

### Sch 06 – 03 Gross/Tax Closing Balances – Detail by UD7

This linked cube view is for review only. It displays both the Gross Closing and Tax Closing balances for the filer members (UD7) with data.

The base members of the UD7 parent Review member with data are displayed in the columns.

Schedule 06 Review - Deferred Tax Gross and Tax-Effectuated by UD7 GF Detail - Dec 2019 - TXP_US_107 (US 107 Entity) - Georgia									
	TXP_US_Total	TXP_US_102 (UD7)	TXP_US_107 (UD7)	TXP_US_118 (UD7)	TXP_US_Total	TXP_US_102 (UD7)	TXP_US_107 (UD7)	TXP_US_118 (UD7)	
	TXP_GrossClosing	TXP_GrossClosing	TXP_GrossClosing	TXP_GrossClosing	TXP_TaxClosing	TXP_TaxClosing	TXP_TaxClosing	TXP_TaxClosing	
	Linked CV	Linked CV	Linked CV	Linked CV	Linked CV	Linked CV	Linked CV	Linked CV	Linked CV
TXP_TD0005 - Tax Depreciation - TD	(57,500)	(20,000)	(30,000)	(7,500)	(333)	(154)	(120)	(59)	
TXP_TD0010 - Book Depreciation - TD	(7,500)	1,000	1,500	(10,000)	(64)	8	6	(78)	
TXP_TD0015 - Tax Gain / Loss on Sale of Assets - TD	(20,000)	6,000	9,000	(35,000)	(191)	46	36	(273)	
TXP_TD0020 - Book Gain / Loss on Sale of Assets - TD	45,950	8,000	450	37,500	356	62	2	293	
<b>TXP_TDAssets - Total Fixed and Intangible Assets - TD</b>	<b>(39,050)</b>	<b>(5,000)</b>	<b>(19,050)</b>	<b>(15,000)</b>	<b>(232)</b>	<b>(39)</b>	<b>(76)</b>	<b>(117)</b>	
TXP_TD0025 - Bad Debt Reserve - TD	(30,000)	(15,000)	(22,500)	7,500	(147)	(116)	(90)	59	
TXP_TD0030 - Legal Fee Reserve - TD	17,500	(2,000)	(3,000)	22,500	148	(15)	(12)	176	
TXP_TD0035 - Contingency Reserve - TD	67,500	(3,000)	(4,500)	75,000	544	(23)	(18)	585	
<b>TXP_TDReserves - Total Reserves and Accruals - TD</b>	<b>55,000</b>	<b>(20,000)</b>	<b>(30,000)</b>	<b>105,000</b>	<b>545</b>	<b>(154)</b>	<b>(120)</b>	<b>819</b>	
TXP_TD0040 - Accrued Incentive Compensation - TD	41,250	9,000	13,500	18,750	270	69	54	146	
TXP_TD0045 - Deferred Compensation - TD	1,250	(7,000)	(10,500)	18,750	50	(54)	(42)	146	
TXP_TD0050 - Long Term Incentive Plan - TD	25,000	(5,000)	(7,500)	37,500	224	(39)	(30)	293	
<b>TXP_TDComp - Total Compensation</b>	<b>67,500</b>	<b>(3,000)</b>	<b>(4,500)</b>	<b>75,000</b>	<b>544</b>	<b>(23)</b>	<b>(18)</b>	<b>585</b>	
<b>TXP_TD_NonDiscr - Total Temporary Differences - Non-Discretes</b>	<b>83,450</b>	<b>(28,000)</b>	<b>(53,550)</b>	<b>165,000</b>	<b>857</b>	<b>(216)</b>	<b>(214)</b>	<b>1,287</b>	
TXP_TD0001_Dscr - Temporary Difference 1 - Discrete - TD									
TXP_TD0040_Dscr - Accrued Incentive Compensation - Discrete - TD									
<b>TXP_TD_Dscr - Total Temporary Differences - Discretes</b>									
TXP_TDL0001 - Local Temporary Difference 1 - TD	(1,000)	600	(1,200)	(400)	(3)	5	(5)	(3)	
TXP_TDL0002 - Local Temporary Difference 2 - TD									
TXP_TDL0003 - Local Temporary Difference 3 - TD									
<b>TXP_TDLTotal_NonDiscr - Total Local Temps - Non-Discretes</b>	<b>(1,000)</b>	<b>600</b>	<b>(1,200)</b>	<b>(400)</b>	<b>(3)</b>	<b>5</b>	<b>(5)</b>	<b>(3)</b>	
TXP_TDL0003_Dscr - Local Temporary Difference 3 - Discrete - TD									
TXP_TDL0010_Dscr - Local Temporary Difference 10 - Discrete - TD									
<b>TXP_TDLTotal_Dscr - Total Local Temps - Discretes</b>									
<b>TXP_TDLTotal - Total Local Only Temporary Differences</b>	<b>(1,000)</b>	<b>600</b>	<b>(1,200)</b>	<b>(400)</b>	<b>(3)</b>	<b>5</b>	<b>(5)</b>	<b>(3)</b>	
<b>TXP_TempDiffTotal - Total Temporary Differences</b>	<b>82,450</b>	<b>(27,400)</b>	<b>(54,750)</b>	<b>164,600</b>	<b>854</b>	<b>(211)</b>	<b>(219)</b>	<b>1,284</b>	
TXP_TaxLossCY0001	2,100	3,000	(3,600)	2,700	30	23	(14)	21	
<b>TXP_TaxLossesCY - Total Tax Losses Current Year</b>	<b>2,100</b>	<b>3,000</b>	<b>(3,600)</b>	<b>2,700</b>	<b>30</b>	<b>23</b>	<b>(14)</b>	<b>21</b>	
TXP_TaxLossCF0001 - Capital Loss	46,500	15,000	18,000	13,500	293	116	72	105	
TXP_TaxLossCF0002 - NOL									
<b>TXP_TaxLossesCF - Total Tax Losses Carryforward</b>	<b>46,500</b>	<b>15,000</b>	<b>18,000</b>	<b>13,500</b>	<b>293</b>	<b>116</b>	<b>72</b>	<b>105</b>	
<b>TXP_TaxLossesTotal - Total Tax Losses</b>	<b>48,600</b>	<b>18,000</b>	<b>14,400</b>	<b>16,200</b>	<b>323</b>	<b>139</b>	<b>58</b>	<b>126</b>	
TXP_TaxCreditCF0001 - Tax Credit Carryforward	29,450	9,500	11,400	8,550	29,450	9,500	11,400	8,550	
TXP_TaxCreditCF0002 - R and D Credit	9,300	3,000	3,600	2,700	9,300	3,000	3,600	2,700	
TXP_TaxCreditCF0003 - Foreign Tax Credit	21,700	7,000	8,400	6,300	21,700	7,000	8,400	6,300	
<b>TXP_TaxCreditCFTotal - Total Tax Credits Carryforward</b>	<b>60,450</b>	<b>19,500</b>	<b>23,400</b>	<b>17,550</b>	<b>60,450</b>	<b>19,500</b>	<b>23,400</b>	<b>17,550</b>	
<b>TXP_NatDeferredTotal - Total Deferred Tax Excluding Equity</b>	<b>191,500</b>	<b>10,100</b>	<b>(16,950)</b>	<b>198,350</b>	<b>61,626</b>	<b>19,428</b>	<b>23,239</b>	<b>18,960</b>	
TXP_Equity0001 - Pensions	10,500	15,000	(18,000)	13,500	149	116	(72)	105	

### Schedule 06b Deferred Tax Source Tax

The data in this form is Tax Effectuated using Business Rules based on the Gross Tax data in Schedule 06a Deferred Tax Source Gross. There is no manual input for this form.

#### *Dashboard POV Selection*

The POV selections available are based on the workflow type and the group filing status.

#### **Workflow Type: Entity**

When group filing is no for national and/or local jurisdictions:

- Entity -> Workflow entity
- Jurisdiction (JD) -> National / local jurisdictions
- Group Filer (GF) -> None member (UD7)

#### **Workflow Type: Group Filer (National)**

When using group filing for a national jurisdiction:

- Entity -> National filer entity



- Jurisdiction (JD) -> National jurisdiction
- Group Filer (GF) -> Parent group filer or filer members (UD7)

**Workflow Type: Group Filer (Local)**

When using group filing for a local jurisdiction:

- Entity -> Local filer entity
- Jurisdiction (JD) -> Local jurisdictions assigned to local filer entity
- Group Filer (GF) -> Parent group filer or filer members (UD7)

**Data Process**

- 1) National Jurisdiction Tax Rate applied:
  - a) **Close Def Rate** to all base accounts, including **TXP\_DefLocal & TXP\_DefLocal\_Dscr** where applicable.
  - b) No tax rate applied to Credits and VA Credits.
- 2) Local Jurisdiction Tax Rate applied:
  - a) **Close Def Apport Pct \* Close Def Rate** for non-credit and pre-apportioned accounts.
  - b) **Close Def Rate** to **Apportioned** accounts.
  - c) No tax rate applied to Credits and VA Credits.
- 3) Rate change impact is not calculated in the Seed Year.
- 4) The DTA/DTL is not calculated in the Seed Year.

The following image displays a portion of Schedule 06b Deferred Tax Source Tax for entity TXP\_CA\_101, jurisdiction TXP\_CA, group filer (UD7) TXP\_CA\_101 for December 2019:

Account Name	Opening Balance	Opening Balance Adj.	Other Adj. Open 1 - Disclose	Other Adj. Open 2 - Disclose	Returns Tax-Up	Total Adjustments	Other Balance Sheet Only 2	Other Balance Sheet Only 1	Rate Change - CT Prior	Rate Change - CT Prior - Disclose	Total FF	Total Tax Closing Balance	DTA	DTL	Total DTA/DTL
TXP_CA_101															
TXP_CA_101 - Tax Depreciation - TD												3,843			3,843
TXP_CA_101 - Book Depreciation - TD												(192)			(192)
TXP_CA_101 - Tax Gain / Loss on Sale of Assets - TD															
TXP_CA_101 - Book Gain / Loss on Sale of Assets - TD															
TXP_CA_101 - Bad Debt Reserve - TD															
TXP_CA_101 - Legal Fee Reserve - TD															
TXP_CA_101 - Contingency Reserve - TD															
TXP_CA_101 - Accrued Income Compensation - TD															
TXP_CA_101 - Deferred Compensation - TD															
TXP_CA_101 - Long Term Incentive Plan - TD															
TXP_CA_101 - Temporary Differences 1 - Disclose - TD															
TXP_CA_101 - Accrued Income Compensation - Disclose - TD															
<b>Total Temporary Differences</b>												3,648			3,648
TXP_CA_101 - Total Tax Issues Current Year												800			800
TXP_CA_101 - Capital Loss (Item Sub B)												10,400			10,400
TXP_CA_101 - NOL (Item Sub B)												19,040			19,040
TXP_CA_101 - Total Tax Issues Carryforward (Item Sub B)												29,440			29,440
<b>Total Tax Issues</b>												30,240			30,240
TXP_CA_101 - Tax Credit Carryforward (Item Sub B)												75,000			75,000
TXP_CA_101 - R and D Credit (Item Sub B)												34,000			34,000
TXP_CA_101 - Foreign Tax Credit (Item Sub B)												32,000			32,000
<b>Total Tax Credits Carryforward (Item Sub B)</b>												131,000			131,000
<b>Total Deferred Tax Excluding Equity</b>												164,888			164,888
TXP_CA_101 - Rework												(1,612)			(1,612)
TXP_CA_101 - Post Retirement Benefit															
TXP_CA_101 - Cash Flow Hedges															
TXP_CA_101 - Net Investment Hedges															
<b>Total Equity</b>												(2,200)			(2,200)
<b>Total Deferred Tax Excluding VA</b>												161,688			161,688
TXP_CA_101 - Valuation Allowance NonCurrent												(1,472)			(1,472)
TXP_CA_101 - Valuation Allowance NOL												500			500
TXP_CA_101 - Valuation Allowance Credits												3,000			3,000
<b>Valuation Allowance Total</b>												2,768			2,768
<b>Total Deferred Tax with VA</b>												164,456			164,456
TXP_CA_101 - Deferred Local (Sub B from Sub B Local)												(16,180)			(16,180)
TXP_CA_101 - Deferred Local - Disclose (Sub B from Sub B Local)															
<b>Total Deferred Local</b>												(16,180)			(16,180)
<b>Total Deferred Tax with Local (Sub B to Sub T)</b>												148,276			148,276

**Schedule 07 Tax Account Reconciliation**

Closing balances are entered in the balance sheet columns on the **Reclass to / from Balance Sheet** line either in the Opening Balance or Current Year section. Typically, the DTA/DTL amount will equal the Tax Closing Balance on **Schedule 06b Deferred Tax Source Tax**.

**Schedule 07 Tax Account Reconciliation** allows input only for national jurisdiction. This form does display totals for the national and local jurisdictions.

**Schedule 07b Tax Account Reconciliation** allows input and displays data only for local jurisdictions.

### *Dashboard POV Selection*

The Entity dimension is the only selectable field.

#### **Workflow Type: Entity**

When group filing is no for national and / or local jurisdictions:

- Entity -> Workflow entity
- Jurisdiction (JD) -> National jurisdiction

#### **Workflow Type: Group Filer (National)**

When using group filing for a national jurisdiction:

- Entity -> National filer entity
- Jurisdiction (JD) -> National jurisdiction

#### **Workflow Type: Group Filer (Local)**

This form is not available in this workflow. See [Schedule 07b \(Local\) Tax Account Reconciliation](#).

### *Data process*

Closing balances are entered on one of the Reclassification lines.

**National** jurisdiction no group filing -> data is entered in the UD7 **None** member.

**National** jurisdiction group filing -> data is entered in the UD7 **Group filer** member. This balance should be the **Total** of the filer members data as the Tax Account Reconciliation looks at total group filer data, not by filer member.

The second image displays the Balance Sheet accounts from **Schedule 07** Tax Account Reconciliation, TXP\_DE\_104 (no national group filing and no local jurisdictions) December 2019.

The DTA/DTL amount should equal the Tax Closing balance from Schedule 06b from the first image.

Entity: TXP\_DE\_104    Sticky POV    Jurisdiction (JD): TXP\_DE - Germany    Group Filer (GF): None

**Schedule 06b - Deferred Tax Rollforward (Tax) - TXP\_Actual Dec 2019**

	Other Balance	Total FX	Total Tax Closing Balance
<b>CALC STATUS</b>	OK	OK,MC	OK,MC
TXP_VANOL - Valuation Allowance NOL			(1,200.00)
TXP_VACredit - Valuation Allowance Credits			(3,750.00)
<b>Valuation Allowance Total</b>			<b>(9,150.00)</b>
<b>Total Deferred Tax with VA</b>			<b>119,950.00</b>
TXP_DefLocal - Deferred Local (Sch 6a Nat from Sch 6b Local)			
TXP_DefLocal_Dscr - Deferred Local - Discrete (Sch 6a Nat from Sch 6b Local)			
<b>Total Deferred Local</b>			
<b>Total Deferred Tax with Local (Sch 6b to Sch 7)</b>			<b>119,950.00</b>

Entity: TXP\_DE\_104    Sticky POV    Source    Jurisdiction Type: TXP\_DE    Currency: Local    Show Calc Code: No    Data Decimal Places: 2 Decimals    Refresh Data

**Schedule 07 - Tax Account Reconciliation - TXP\_Actual Dec 2019**

	CTE - Income National & Local TXP_TotalJD	CTE - WHT National & Local TXP_TotalJD	Deferred Exp. (Inc.) National & Local TXP_TotalJD	CTE - Income National (from Sch 5) TXP_DE	CTE - WHT National (from Sch 5) TXP_DE	Deferred Exp. (Inc.) National TXP_DE	DTA / DTL National TXP_DE	Inc. Tax (Pay) National TXP_DE	Inc. Tax Rec. National TXP_DE
<b>CALC STATUS</b>	OK,MC	OK,MC	OK,MC	OK,MC	OK,MC	OK,MC	OK,MC	OK,MC	OK,MC
<b>Opening Balance</b>									
TXP_TrOpeningBal - Opening Balance									
TXP_TrOpeningAdj - Opening Balance Adjustments (from Sch 6b)									
TXP_TrOtherOpenAdj_Dscr - Opening Balance Other Adjustments - Discrete (from Sch 6b)									
TXP_TrPayPY - Cash Payments PY (from Sch 4)									
TXP_TrRefundPY - Cash (Refunds) PY (from Sch 4)									
TXP_TrAdjustRTP - Prior Year True-Up (RTP) (from Sch 5 / 6b)									
TXP_TrAdjustRC1 - Prior Year RTP Rate Change 1 (from Sch 5)									
TXP_TrAdjustRC2 - Prior Year RTP Rate Change 2 (from Sch 5)									
TXP_TrPYReclassIncSt - Reclass to / from Income Statement PY									
TXP_TrPYReclassBalSheet - Reclass to / from Balance Sheet PY									
<b>Total Adjusted Opening Balance</b>							119,950.00	(21,000.00)	1,400.00
<b>Current Year</b>									
TXP_TrPayCY - Cash Payments (Refunds) CY (from Sch 4)									
TXP_TrRefundCY - Cash (Refunds) CY (from Sch 4)									
<b>Total Current Year</b>									
<b>Total</b>							119,950.00	(21,000.00)	1,400.00

Amount should equal Tax Closing Balance on Sch 06b

### Schedule 07b (Local) Tax Account Reconciliation

Use **Schedule 07b** Tax Account Reconciliation to populate the local jurisdiction closing balances.

**Local** jurisdiction no group filing -> data is entered in the UD7 **None** member.

**Local** jurisdiction group filing -> data is entered in the UD7 **Group filer** member. This balance should be the **Total** of the filer members data as the Tax Account Reconciliation looks at total group filer data, not by filer member.

The second image displays **Schedule 7b** Tax Account Reconciliation for a US Entity with local group filing for local jurisdiction: TXP\_US\_GA, December 2019:

The DTA/DTL amount should equal the Tax Closing balance from Schedule 6b for the total group filer data: TXP\_US\_Total (UD7) shown in the first image.

Entity: TXP\_US\_107 | Sticky POV: [ ] | Jurisdiction (JD): TXP\_US\_GA - Georgia | Group Filer (GF): TXP\_US\_Total

**Schedule 06b - Deferred Tax Rollforward (Tax) - TXP\_Actual Dec 2019**

	Other 10 - Discrete Equity	Total FX	Total Tax Closing Balance
TXP_TD0015 - Tax Gain / Loss on Sale of Assets - TD			(190.80)
TXP_TD0020 - Book Gain / Loss on Sale of Assets - TD			355.90
TXP_TD0025 - Bad Debt Reserve - TD			(147.00)
TXP_VA_ApportNC - Valuation Allowance Apportioned NonCurrent			(440.00)
TXP_VA_ApportNOL - Valuation Allowance Apportioned NOL's			(440.00)
<b>Valuation Allowance Total</b>			<b>828.92</b>
<b>Total Deferred Tax with VA</b>			<b>64,542.46</b>
<b>Total Deferred Tax with Local (Sch 6b to Sch 7)</b>			<b>64,542.46</b>

Entity: TXP\_US\_107 | Sticky POV: [ ] | Jurisdiction (JD): TXP\_US\_GA - Georgia | Group Filer (GF): TXP\_US\_107 | Source: Source | Show Curr Code: No | Currency: Local | Data Decimal Places: 2 Decimals

**Schedule 07b - Tax Account Reconciliation - TXP\_Actual Dec 2019**

	CTE - Income (from Sch 5)	CTE - WHT (from Sch 5)	Deferred Exp. (Inc.)	DTA / DTL	Inc. Tax (Pay.)	Inc. Tax Rec.
	OK,MC	OK,MC	OK,MC	OK,MC	OK,MC	OK,MC
<b>Opening Balance</b>						
TXP_TxROpeningBal - Opening Balance						
TXP_TxROpeningAdj - Opening Balance Adjustments (from Sch 6b)						
TXP_TxROtherOpenAdj_Dscr - Opening Balance Other Adjustments - Discrete (from Sch 6b)						
TXP_TxRPayPY - Cash Payments PY (from Sch 4)						
TXP_TxRRefundPY - Cash (Refunds) PY (from Sch 4)						
TXP_TxRAdjustRTP - Prior Year True-Up (RTP) (from Sch 5 / 6b)						
TXP_TxRAdjustRC1 - Prior Year RTP Rate Change 1 (from Sch 5)						
TXP_TxRAdjustRC2 - Prior Year RTP Rate Change 2 (from Sch 5)						
TXP_TxRPyReclassIncSt - Reclass to / from Income Statement PY						
TXP_TxRPyReclassBalSheet - Reclass to / from Balance Sheet PY						
<b>Total Adjusted Opening Balance</b>				<b>64,584.46</b>	(5,000.00)	1,500.00
<b>Current Year</b>						
TXP_TxRPayCY - Cash Payments (Refunds) CY (from Sch 4)						

### Schedule 08 Local ETR

ETR calculations will not run in the Seed Year.

Inputs are not permitted on this form.

### Schedule 09 Consolidated ETR

ETR calculations will not run in the Seed Year.

Inputs are not permitted on this form.

### **Schedule 09a Consolidated ETR (Non-Discrete / Discrete)**

ETR calculations will not run in the Seed Year.

Inputs are not permitted on this form.

### **Schedule 10 Applied Interim Reporting Run Rate**

ETR calculations will not run in the Seed Year.

Inputs are not permitted on this form.

### **Schedule 18 Interim Reporting Rate Reconciliation**

ETR calculations will not run in the Seed Year.

Inputs are not permitted on this form.

## Calculate Full Provision After Seed Year

The information in this section contains the steps to populate the data to calculate the tax provision using the Workflow Forms (Tax Schedules).

To input data for an entity and jurisdiction follow the order of the Schedules as outlined below. Situations where a schedule is not required for an entity and jurisdiction will be noted in the specific Schedule.

Within each schedule differences are highlighted where the setup or functionality differs for group filing status or the jurisdiction type (national or local).

**Important!** When using group filing, the Group Filing Definition **must** be completed for the time period **before** any data is entered. This will determine the POV in the Schedules. If the jurisdiction is not using group filing, begin with Schedule 1 Tax Rates.

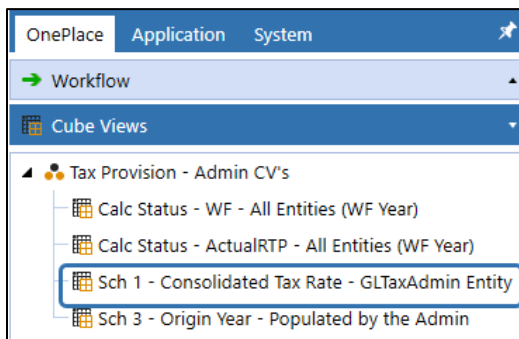
### Admin Tasks

For each year after the Seed Year, there are two admin tasks that need to be done.

- Enter the Consolidated Tax Rate
- Pre-populate the Origin Year for Schedule 03

#### Enter the Consolidated Tax Rate

There is a supplied CV located in “OnePlace / Cube Views / Tax Provision / Sch 01 – Consolidated Tax Rates – GLTaxAdmin Entity”.



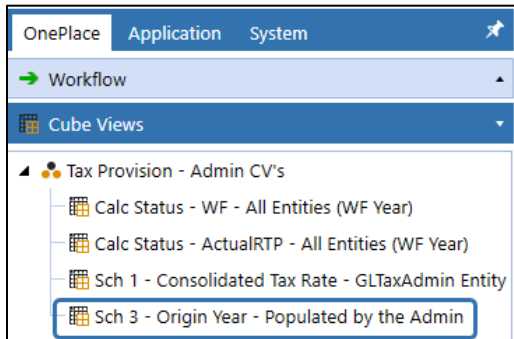
Next, click on the CV to open it. Enter the Consolidate Tax Rate in the first period. This account has the attribute of “BalanceRecurring”, meaning the amount you enter will flow forward to the end of the year. You can always enter another amount when the rate changes.

	Dec 2019	Jan 2020	Feb 2020	Mar 2020	Apr 2020	May 2020	Jun 2020	Jul 2020	Aug 2020	Sep 2020	Oct 2020	Nov 2020	Dec 2020	Jan 2021
TXP ConsoTaxRate - Consolidated Tax Rate	21.00%	21.00%	21.00%	21.00%	21.00%	21.00%	21.00%	21.00%	21.00%	21.00%	21.00%	21.00%	21.00%	22.00%

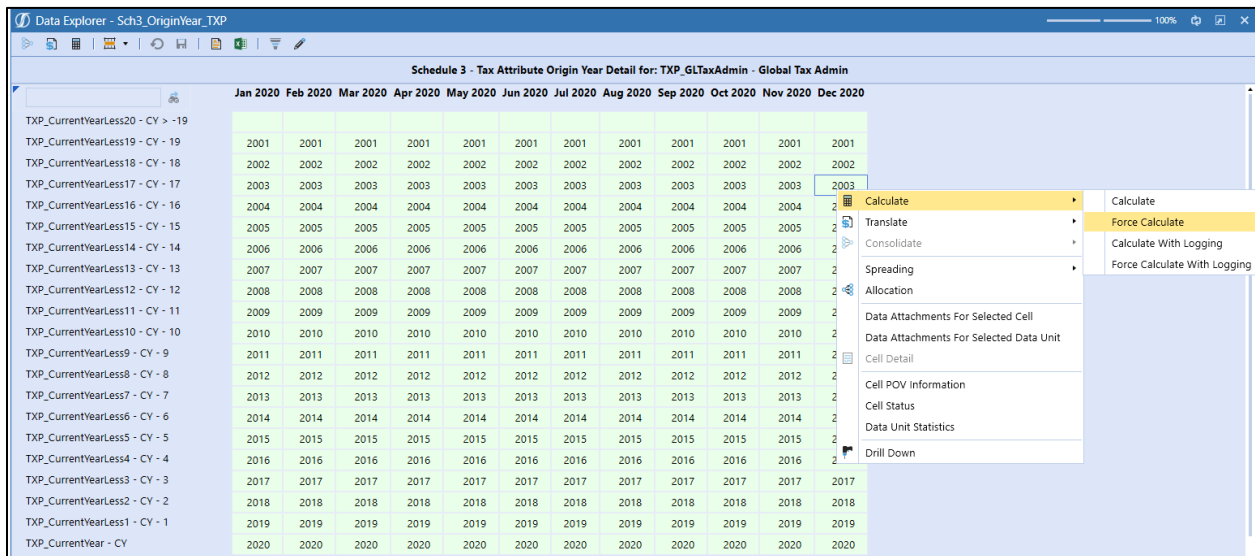
The columns for Dec of the prior year and Jan of the next year are for informational purposes only and cannot be modified in the workflow year.

**Pre-populate the Origin Year for Schedule 03**


There is a supplied CV located in “OnePlace / Cube Views / Tax Provision / Sch 03 – Origin Year – Populated by the Admin”.



Click on the CV to open it up. Highlight any cell in the last column, right-click and do a Force Calculate. This will execute a BR that populates each UD2 member with the year. The BR uses the WF year to populate the years in the right UD2 row members. This is a once-per-year task.



Go to Sch 03 in any workflow and make sure the Origin year is populated.

 **Note:** The Origin year is only populated for the **TXP\_GLTaxAdmin** entity.

The screenshot displays the OnePlace application interface for the XFW\_TXP\_CA\_NatGroupFiler workflow. The left-hand navigation pane shows the 2020 periods (Jan to Dec) and the workflow forms, with '2020' and 'Jun' selected. The main area shows the 'Form' view for 'TXP\_CA\_101' with fields for Entity (TXP\_CA\_101), Jurisdiction (TXP\_CA - Canada), and Group Filer (TXP\_CA\_101 - CA 101 Enti...). A table titled 'Total Tax Losses Carryforward' is visible, showing data for 'TXP\_TaxLossCF001' across various years (CY -19 to CY -13). A callout box highlights the 'TXP\_GLTaxAdmin Origin Year' field, which is set to 2001.

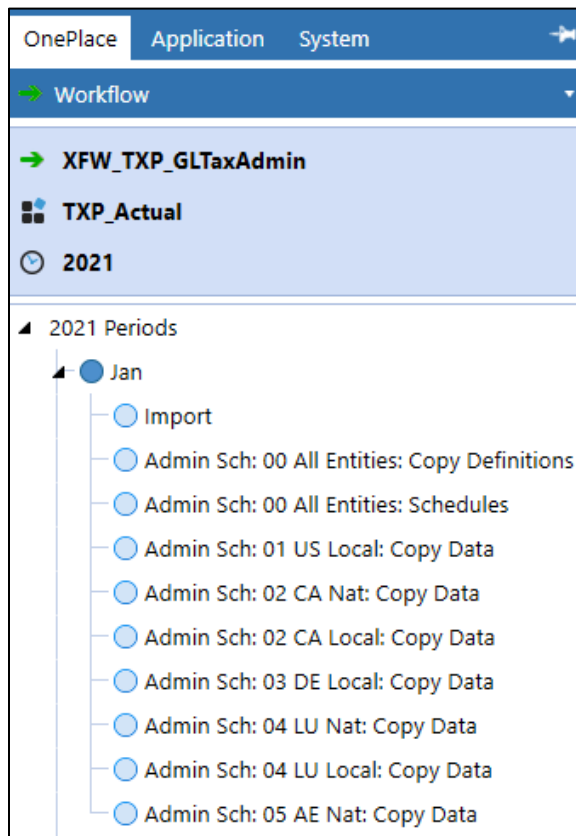
TXP_TaxLossCF001	Total (to Sch 6a)	TXP_GLTaxAdmin Origin Year	TXP_CA_101 Expiration Year
	CY > -19		OK
	CY - 19	2001	
	CY - 18	2002	
	CY - 17	2003	
	CY - 16	2004	
	CY - 15	2005	
	CY - 14	2006	
	CY - 13	2007	

For each period where a tax provision is calculated, the administrator will most likely be responsible for setting up the group filing definitions and running the initial data copy to populate the national group filer provision data and the local provision / return data from the national jurisdiction.

Within the **XFW\_TXP\_GLTaxAdmin** workflow, there are dashboards to do the following:

- Populate Group Filing Definitions: National and Local.
- Populate Current Year (CY) Stat and Closing Deferred tax rates from prior year (PY) December rates.
  - These forms are only available in January (P1):
    - 01c1Admin CY Tax Rates
    - 01c2Admin Deferred Tax Rates
- Execute Bulk Data Copy (optional): by tax country / jurisdiction.
- Populate entities with Losses Not Benefited designation.
- Review and update if needed, preliminary data:
  - Review group filing definitions.
  - Confirm tax rates.
  - Review set return year.
  - Review data copy: national to national (group filing), national to local for provision and return.



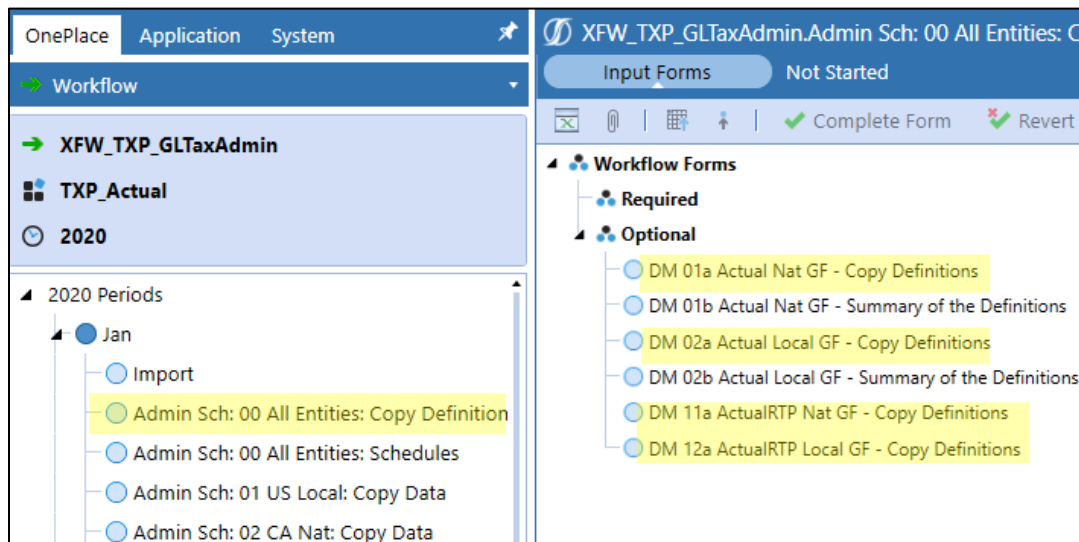


### *Populate Group Filing Definitions: National and Local*

When using group filing to prepare either a national or a local jurisdiction tax provision, the filer entity and the entities that are included in the filer entity's provision must be linked. This is done through a Group Filing Definition form that must be populated each period a tax provision is calculated. The data from this form does not automatically flow from one period to the next as the Group Filing definitions are stored as cell text at the V#Annotation member.

The group filing copy definition data management jobs are available in workflow:

**XFW\_TXP\_GLTaxAdmin.**



**Important!** The DM Copy Definition will copy the group filing definitions for **all** national jurisdictions or **all** local jurisdictions with group filing assigned. Be careful when running the data copy when tax provision for a period is in progress as this will reset any manual updates made to a jurisdiction. These data management copies can be modified to be country specific rather than all entities in the app.

A National Filer Entity or a Local Filer Entity is determined by the Entity Text 7 property, which is set by the Administrator.

Text 7	NatBenefit=Yes,LocalFiler=Yes,NatFiler=Yes
--------	--

The administrator can run data management copy definitions to seed the group filing definitions for national and local jurisdictions for actuals (TXP\_Actual scenario) as well as for the return to provision (TXP\_ActualRTP scenario). For help trouble shooting see the following sections:

- [DM 01a Actual Nat GF – Copy Definition](#)
- [DM 02a Actual Local GF – Copy Definition](#)
- [DM 11a ActualRTP Nat GF – Copy Definition](#)
- [DM 12a ActualRTP Local GF – Copy Definition](#)

Once the initial copy has been run for a time period, modifications to an individual jurisdiction group filing definition should be done through the appropriate group filing definition schedule: [LP 01a](#) or [LP11a](#) (National); [LP 02a](#) or [LP 12a](#) (Local).

**Actual Scenario: DM 01a (National) & DM 02a (Local):**

- Select the source time period and destination time period.
- Click the Copy button.
- Click the Clear button to clear the destination time period.

This example is the national group filing for destination time period January 2021. A text comparison is done that will note any differences between the destination and source. The Copy process will also execute the business rule to populate the TXP\_NatFilerCalc data.

Source Time Period:  
2020M12 - Dec 2020

Destination Time Period:  
2021M1 - Jan 2021

Sticky POV

Copy

Clear

Row Expansion:  
Collapse All

Refresh Data

?

Schedule DM 01a - National Group Filing - Copy Definitions

		National Filer Entity		Tax Rates Used		Brief Explanation		National Filer Entity		Tax Rates Used		
		TXP_Actual	TXP_Actual	TXP_Actual	TXP_Actual	TXP_Actual	TXP_Actual	TXP_Actual	TXP_Actual	TXP_Actual	TXP_Actual	TXP_Actual
		Dec 2020	Dec 2020	Dec 2020	Dec 2020	Dec 2020	Dec 2020	Jan 2021	Jan 2021	Jan 2021	Jan 2021	Difference
Entity	Jurisdiction											
TXP_AE_101 - AE 101 Entity	TXP_AE	TXP_AE_101	Filer					TXP_AE_101	Filer			-
TXP_AE_102 - AE 102 Entity	TXP_AE	TXP_AE_101						TXP_AE_101				-
TXP_AE_103 - AE 103 Entity	TXP_AE	TXP_AE_104						TXP_AE_103	Filer			Changed
TXP_AE_104 - AE 104 Entity	TXP_AE	TXP_AE_104	Filer					TXP_AE_104	Filer			-
TXP_AE_105 - AE 105 Entity	TXP_AE	TXP_AE_104						TXP_AE_105	Filer			Changed
TXP_AE_106 - AE 106 Entity	TXP_AE	TXP_AE_101						TXP_AE_101				-
TXP_CA_101 - CA 101 Entity	TXP_CA	TXP_CA_101	Filer					TXP_CA_101	Filer			-
TXP_CA_102 - CA 102 Entity	TXP_CA	TXP_CA_101						TXP_CA_101				-
TXP_CA_103 - CA 103 Entity	TXP_CA	TXP_CA_103	Filer					TXP_CA_103	Filer			-
TXP_CA_107 - CA 107 Entity	TXP_CA	TXP_CA_103						TXP_CA_103				-
TXP_CA_108 - CA 108 Entity	TXP_CA	TXP_CA_101						TXP_CA_101				-
TXP_CA_110 - CA 110 Entity	TXP_CA	TXP_CA_103						TXP_CA_103				-
TXP_CA_114 - CA 114 Entity	TXP_CA	TXP_CA_115						TXP_CA_115				-
TXP_CA_115 - CA 115 Entity	TXP_CA	TXP_CA_115	Filer					TXP_CA_115	Filer			-
TXP_LU_101 - LU 101 Entity	TXP_LU	TXP_LU_102						TXP_LU_102				-
TXP_LU_102 - LU 102 Entity	TXP_LU	TXP_LU_102	Filer					TXP_LU_102	Filer			-
TXP_LU_103 - LU 103 Entity	TXP_LU	TXP_LU_103	Filer					TXP_LU_103	Filer			-
TXP_LU_104 - LU 104 Entity	TXP_LU	TXP_LU_103						TXP_LU_103				-
TXP_LU_105 - LU 105 Entity	TXP_LU	TXP_LU_105	Filer					TXP_LU_105	Filer			-
TXP_LU_106 - LU 106 Entity	TXP_LU	TXP_LU_105						TXP_LU_105				-

Schedule DM 01a - National Group Filing - To Calculate the National Filer for the Nat Benefit BR to Execute

		TXP_NatFilerCalc
		Tax Actuals
		Jan 2021
Account: TXP_NatFilerCalc		
Entity	UD1 JD	UD7 Entity
TXP_AE_101 - AE 101 Entity	TXP_AE	TXP_AE_101
TXP_AE_103 - AE 103 Entity	TXP_AE	TXP_AE_103
TXP_AE_104 - AE 104 Entity	TXP_AE	TXP_AE_104
TXP_AE_105 - AE 105 Entity	TXP_AE	TXP_AE_105
TXP_CA_101 - CA 101 Entity	TXP_CA	TXP_CA_101
TXP_CA_103 - CA 103 Entity	TXP_CA	TXP_CA_103
TXP_CA_115 - CA 115 Entity	TXP_CA	TXP_CA_114
TXP_LU_102 - LU 102 Entity	TXP_LU	TXP_LU_101
TXP_LU_103 - LU 103 Entity	TXP_LU	TXP_LU_103
TXP_LU_105 - LU 105 Entity	TXP_LU	TXP_LU_105

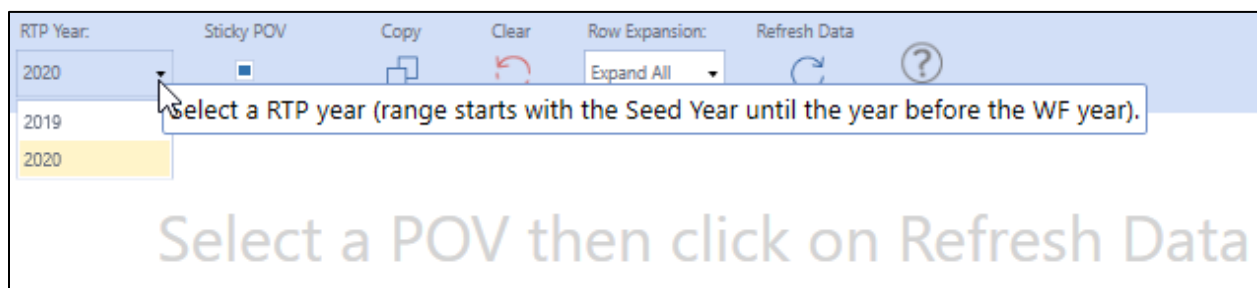
**ActualRTP Scenario: DM 11a & DM 12a:**

The group filing definition from the Actual scenario from December of the RTP Year selected will be copied to the ActualRTP scenario for December of the RTP Year selected.

The years available in the drop down will be >= Seed Year and < Workflow Year:

- Select the RTP Year.
- Click the Copy button.
- Click the Clear button to clear the destination time period.

This example is a partial view of local group filing for RTP Year 2020. A text comparison is done that will note any differences between the destination and source.

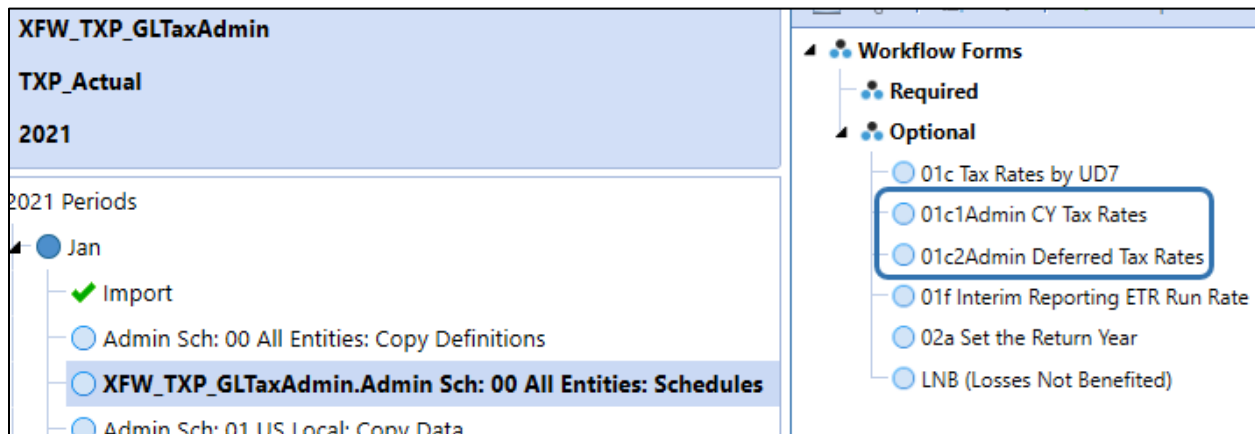


Schedule DM 12a - RTP Local Group Filing - Copy Definitions

Local Filer Entity	Tax Rates Used	Brief Explanation	Local Filer Entity	Tax Rates Used	Difference
	TXP_Actual Dec 2020	TXP_Actual Dec 2020	TXP_ActualRTP Dec 2020	TXP_ActualRTP Dec 2020	Dec 2020
TXP_CA_115 - CA 115 Entity	TXP_CA_115	Individual	TXP_CA_115	Individual	-
TXP_US_101 - US 101 Entity	TXP_US_101	Filer	TXP_US_101	Filer	-
TXP_US_102 - US 102 Entity	TXP_US_101	Individual	TXP_US_101	Individual	-
	TXP_US_107		TXP_US_101		Changed
	TXP_US_107		TXP_US_107		-
	TXP_US_101		TXP_US_101		-
	TXP_US_105		TXP_US_105		-
	TXP_US_104	Filer	TXP_US_104	Filer	-
	TXP_US_104	Filer	TXP_US_104	Filer	-
	TXP_US_104	Filer	TXP_US_104	Filer	-
	TXP_US_107		TXP_US_107		-
	TXP_US_104	Individual	TXP_US_104	Individual	-

**Execute Current Year (CY) Stat and Closing Deferred Tax Rates Data Copy – M1 (January) Only**

The Administrator has the option to run a bulk tax rate copy in the first period of the year. This copy will apply to all base entities in the main tax hierarchy. There are two forms available:



### 01c1Admin CY Tax Rates

This Admin schedule is used to copy either the “Prior Year Closing Deferred Tax Rates” or the “Prior Year Closing CY Rates” into period “1” (Jan. for the Tax Provision Blueprint app) for the CY Tax rates. We have made this schedule to only appear in the first time period of the workflow year.

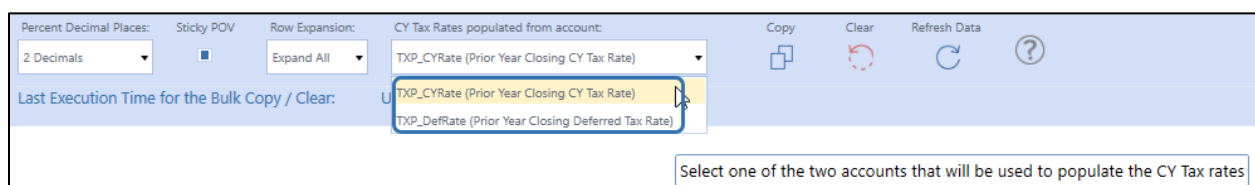
This schedule can be used as a starting point to bulk populate the CY Tax Rates. Manual adjustments can then be entered.

The Copy rule populates the “O#Import” member. If you need a different amount after the copy, enter in the new YTD (total) amount and the difference will go to “O#Forms”. This schedule displays the “O#BeforeAdj” member.

Once the copy is done, the last three columns will show if there are any variances. Right after a copy is performed, there should be no variances. If you then manually adjust a tax rate, then a variance will display. The Consolidated ETR Rate is displayed for informational purposes and is “Read” only in this schedule.

The “Clear” button will clear the CY tax rates (at O#Import) that were previously “Copied” into. Any manual data input will still be left in the system. So, care should be taken when clearing and re-copying data.

If you don’t see an expected entity / jurisdiction / group filer combination, then right click in a row header cell with an orange triangle and select “Insert Suppressed Member”.



### 01c2Admin Deferred Tax Rates

This Admin schedule is used to copy the “Prior Year Closing Deferred Tax Rates” into period “1” (Jan. for the Tax Provision Blueprint app) for the Deferred Tax Rates. This schedule can be used as a starting point to bulk populate the Deferred Tax Rates. Manual adjustments can then be entered.

The Copy rule populates the “O#Import” member. If you need a different amount after the copy, enter in the new YTD (total) amount and the difference will go to “O#Forms”. This schedule displays the “O#BeforeAdj” member.

Once the copy is done, the last three columns will show if there are any variances. Right after a copy is performed, there should be no variances. If you then manually adjust a tax rate, then a variance will display. The Consolidated ETR Rate is displayed for informational purposes and is “Read” only in this schedule.

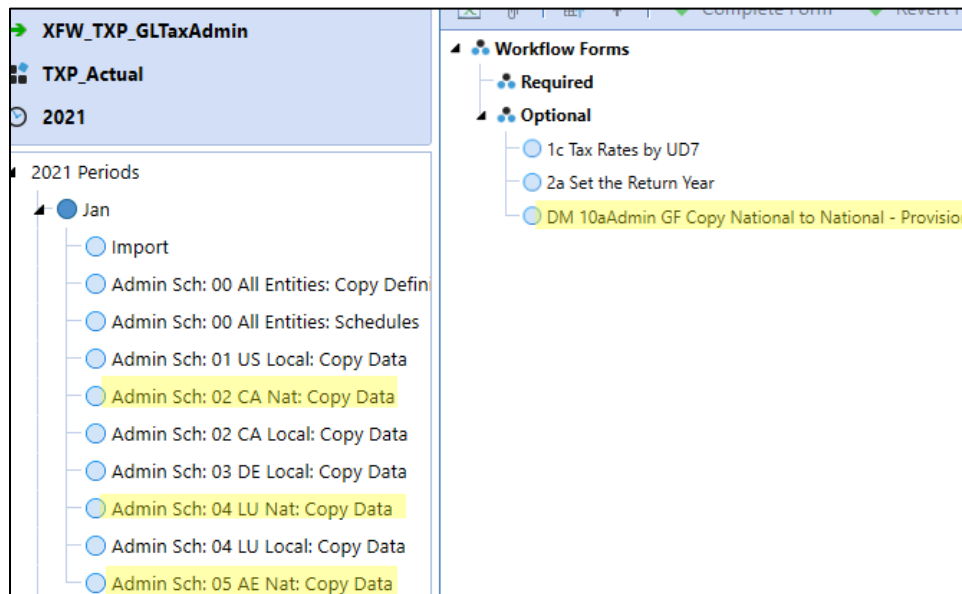
The “Clear” button will clear the Deferred tax rates (at O#Import) that were previously “Copied” into. Any manual data input will still be left in the system. So, care should be taken when clearing and re-copying data.

If you don’t see an expected entity / jurisdiction / group filer combination, then right click in a row header cell with an orange triangle and select “Insert Suppressed Member”.

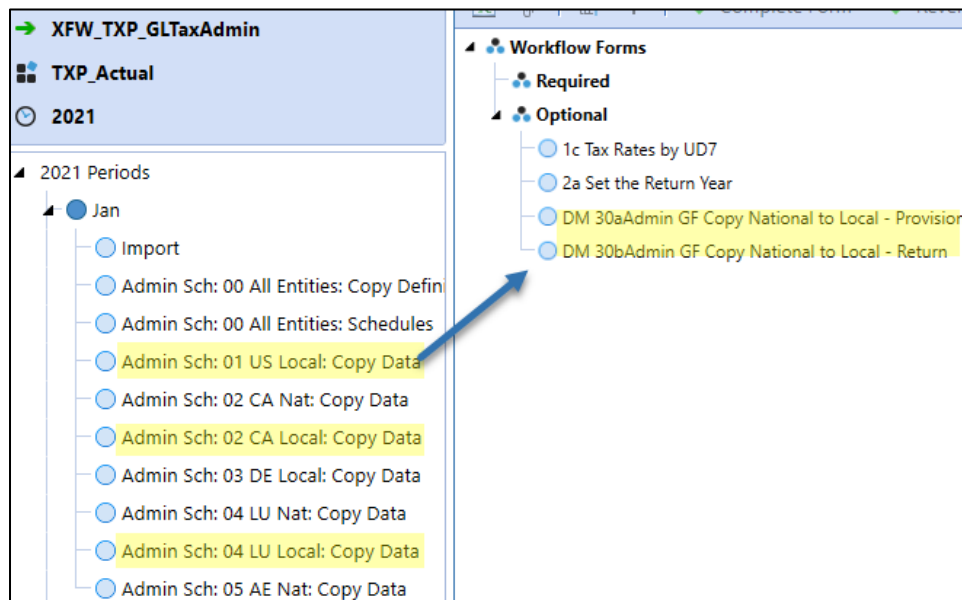
### Execute Bulk Data Copy

The Administrator has the ability to run bulk data copies for the national-to-national group filer tax provision data and for the national to local jurisdictions tax provision and return data.

- Admin Sch: 01 – 05 xx Nat / Local: Copy Data (“xx” = country / national jurisdiction)
  - National to National (Group Filing) for provision



- National to Local for provision and return



See [Data Integration](#) for details on how to run the required bulk data copy. A title with “Admin” allows for running a bulk data copy or a single point of view data copy. A title without “Admin” only allows a single point of view data copy.

Data Integration	
	Data Management Copy National jurisdiction to National or Local jurisdictions
	Dashboard DM 10aAdmin – Provision Data: National to National Group Filer
	Dashboard DM 20aAdmin – Provision Data: National (Group Filing: Yes or No) to Local (No GF)
	Dashboard DM 20a – Provision Data: National (Group Filing: Yes or No) to Local (No GF)
	Dashboard DM 20bAdmin – Return Data: National (No Group Filing) to Local (No Group Filing)
	Dashboard DM 20b – Return Data: National (No Group Filing) to Local (No Group Filing)
	Dashboard DM 20b2Admin – Return Data: National Group Filer to Local (no Group Filing)
	Dashboard DM 20b2 – Return Data: National Group Filer to Local (no Group Filing)
	Dashboard DM 30aAdmin – Provision Data: National (Group Filing: Yes or No) by Local (Group Filing)
	Dashboard DM 30a – Provision Data: National (Group Filing: Yes or No) by Local (Group Filing)
	Dashboard DM 30bAdmin – Return Data: National (No Group Filing) by Local (Group Filing)
	Dashboard DM 30b – Return Data: National (No Group Filing) by Local (Group Filing)
	Dashboard DM 30b1Admin – Return Data: National Group Filer to Local Group Filer
	Dashboard DM 30b1 – Return Data: National Group Filer to Local Group Filer

[Schedule 05 Current Provision](#) and [Schedule 06a Deferred Tax Source Gross](#) present in more detail the situations for running a specific data copy.

***Populate entities with Losses not Benefited designation:***

The Losses not Benefited logic is applied in (Sch) 18 Interim Reporting Rate Reconciliation and (Sch) 10 Applied Interim Reporting Run Rate.

(Sch) LNB (Losses Not Benefited) applies to a base entity that is in a “Losses Not Benefited” position.

For a base entity classified as Losses Not Benefited, enter 1 in the designated cell. This trigger is used in the Business Rules to calculate the Interim Reporting ETR and the Applied Interim Reporting ETR.



Row Expansion: No Input Periods: Expand All 0

Schedule LNB - Losses Not Benefited

	TXP_Actual Jan 2021	TXP_Actual Feb 2021	TXP_Actual Mar 2021	TXP_Actual Apr 2021	TXP_Actual May 2021	TXP_Actual Jun 2021	TXP_Actual Jul 2021	TXP_Actual Aug 2021	TXP_Actual Sep 2021	TXP_Actual Oct 2021	TXP_Actual Nov 2021	TXP_Actual Dec 2021
TXP_Legal_CTX - Total Tax Legal												
TXP_Domestic_Total - Total Domestic												
TXP_US_Total - Total US												
TXP_US_102 - US 102 Entity	1	1	1	1	1	1	1	1	1	1	1	1
TXP_US_LegalEntityA - Total Legal Entity A												
TXP_US_104 - US 104 Entity	1	1	1	1	1	1	1	1	1	1	1	1
TXP_Intl_Total - Total International												
TXP_Canada_Total - Total Canada												
TXP_CA_Ontario - Total Ontario												
TXP_CA_Quebec - Total Quebec												
TXP_CA_BC - Total BC												
TXP_CA_115 - CA 115 Entity	1	1	1	1	1	1	1	1	1	1	1	1
TXP_Europe_Total - Total Europe												
TXP_Germany_Total - Total Germany												
TXP_DE_102 - DE 102 Entity	1	1	1	1	1	1	1	1	1	1	1	1
TXP_Luxembourg_Total - Total Luxembourg												
TXP_LU_101 - LU 101 Entity	1	1	1	1	1	1	1	1	1	1	1	1
TXP_UAE_Total - Total United Arab Emirates												
TXP_AE_101 - AE 101 Entity	1	1	1	1	1	1	1	1	1	1	1	1
TXP_UK_Total - Total UK												

**Review Data**

Analysis dashboards and cube views are available to the admin.

**Review Group Filing Definitions:**

In the Admin Sch: 00 All Entities: Copy Definitions workflow:

- DM 01b Actual Nat GF – Summary of the Definitions
- DM 02b Actual Local GF – Summary of the Definitions

These dashboards provide a period-by-period comparison of the national (DM 01b) or local (DM 02b) group filing definitions. The first set of columns display December of the prior year workflow year. The next 12 column groups display each month of the current workflow year.

A text comparison will indicate if a change has been made to either the Filer Entity or the Tax Rates Used.

Entity: TXP\_Canada\_Total

Alpha Sort Sticky F20V Row Expansions Refresh Data

Expanded All

Schedule DM 02b - Local Group Filing - Summary of Definitions for: TXP\_Canada\_Total

Entity	Jurisdiction	Local Filer Entity		Tax Rates Used		Local Filer Entity		Tax Rates Used		Filer / Rates		Local Filer Entity		Tax Rates Used		Filer / Rates		Local Filer Entity		Tax Rates Used		Filer / Rates	
		TXP_Actual	TXP_Actual	TXP_Actual	TXP_Actual	TXP_Actual	TXP_Actual	TXP_Actual	TXP_Actual	TXP_Actual	TXP_Actual	TXP_Actual	TXP_Actual	TXP_Actual	TXP_Actual	TXP_Actual	TXP_Actual	TXP_Actual	TXP_Actual	TXP_Actual	TXP_Actual	TXP_Actual	TXP_Actual
		Dec 2020	Dec 2020	Jan 2021	Jan 2021	TXP_Actual	TXP_Actual	TXP_Actual	TXP_Actual	TXP_Actual	TXP_Actual	TXP_Actual	TXP_Actual	TXP_Actual	TXP_Actual	TXP_Actual	TXP_Actual	TXP_Actual	TXP_Actual	TXP_Actual	TXP_Actual	TXP_Actual	TXP_Actual
						Mth / Mth	Mth / Mth	Mth / Mth	Mth / Mth	Mth / Mth	Mth / Mth	Mth / Mth	Mth / Mth	Mth / Mth	Mth / Mth	Mth / Mth	Mth / Mth	Mth / Mth	Mth / Mth	Mth / Mth	Mth / Mth	Mth / Mth	Mth / Mth
TXP_CA_114 - CA 114 Entity	TXP_CA_AB - Alberta	TXP_CA_115		TXP_CA_115		-		TXP_CA_115		-		TXP_CA_115		-		TXP_CA_115		-		TXP_CA_115		-	
	TXP_CA_NS - Nova Scotia	TXP_CA_101		TXP_CA_101		-		TXP_CA_101		-		TXP_CA_101		-		TXP_CA_101		-		TXP_CA_101		-	
TXP_CA_102 - CA 102 Entity	TXP_CA_AB - Alberta	TXP_CA_102	Filer	TXP_CA_102	Filer	-		TXP_CA_102	Filer	-		TXP_CA_102	Filer	-		TXP_CA_102	Filer	-		TXP_CA_102	Filer	-	
	TXP_CA_MB - Manitoba	TXP_CA_102	Filer	TXP_CA_102	Filer	-		TXP_CA_102	Filer	-		TXP_CA_102	Filer	-		TXP_CA_102	Filer	-		TXP_CA_102	Filer	-	
	TXP_CA_NS - Nova Scotia	TXP_CA_102	Filer	TXP_CA_102	Filer	-		TXP_CA_102	Filer	-		TXP_CA_102	Filer	-		TXP_CA_102	Filer	-		TXP_CA_102	Filer	-	
TXP_CA_103 - CA 103 Entity	TXP_CA_AB - Alberta	TXP_CA_102		TXP_CA_102		-		TXP_CA_102		-		TXP_CA_102		-		TXP_CA_102		-		TXP_CA_102		-	
TXP_CA_101 - CA 101 Entity	TXP_CA_AB - Alberta	TXP_CA_101	Filer	TXP_CA_101	Filer	-		TXP_CA_101	Filer	-		TXP_CA_101	Filer	-		TXP_CA_101	Filer	-		TXP_CA_101	Filer	-	
	TXP_CA_MB - Manitoba	TXP_CA_101	Filer	TXP_CA_101	Filer	-		TXP_CA_101	Filer	-		TXP_CA_101	Filer	-		TXP_CA_101	Filer	-		TXP_CA_101	Filer	-	
	TXP_CA_NS - Nova Scotia	TXP_CA_101	Individual	TXP_CA_101	Individual	-		TXP_CA_101	Individual	-		TXP_CA_101	Individual	-		TXP_CA_101	Individual	-		TXP_CA_101	Individual	-	
TXP_CA_107 - CA 107 Entity	TXP_CA_AB - Alberta	TXP_CA_101		TXP_CA_101		-		TXP_CA_101		-		TXP_CA_102		Changed		TXP_CA_102		-		TXP_CA_102		-	
	TXP_CA_MB - Manitoba	TXP_CA_102		TXP_CA_102		-		TXP_CA_102		-		TXP_CA_102		-		TXP_CA_102		-		TXP_CA_102		-	
TXP_CA_108 - CA 108 Entity	TXP_CA_NS - Nova Scotia	TXP_CA_101		TXP_CA_101		-		TXP_CA_101		-		TXP_CA_101		Changed		TXP_CA_101		-		TXP_CA_101		-	
TXP_CA_115 - CA 115 Entity	TXP_CA_AB - Alberta	TXP_CA_115	Individual	TXP_CA_115	Individual	-		TXP_CA_115	Individual	-		TXP_CA_115	Individual	-		TXP_CA_115	Individual	-		TXP_CA_115	Individual	-	
	TXP_CA_MB - Manitoba	TXP_CA_115	Filer	TXP_CA_115	Filer	-		TXP_CA_115	Filer	-		TXP_CA_115	Filer	-		TXP_CA_115	Filer	-		TXP_CA_115	Filer	-	

**Confirm Tax Rates & Set Return Year:**

In the Admin Sch: 01 All Entities: Schedules or any of the Admin Sch: 01 – 05 workflows:

- (Sch) 01c Tax Rates by UD7: Displays the tax rates for each entity / jurisdiction / UD7 (group filer) with data.

Percent Decimal Places: Sticky F20V Row Expansions Refresh Data

2 Decimals

Expanded All

Schedule 01c - Tax Rates by UD7 - TXP\_Actual Jan 2021

Filer Entity	Jurisdiction	UD7 Entity	PY Stat Rate		PY Apport Pct		PY Stat Rate		CY Stat Rate		CY Apport Pct		Open Def. Rate		Open Def. Apport Pct		Open Def. Rate		Close Def. Rate		Close Def. Apport Pct		Close Def. Rate	
			(National Only)	(Local Only)	(Local Only)	(Local Only)	(Local Only)	(Local Only)	(Local Only)	(Local Only)	(Local Only)	(Local Only)	(Local Only)	(Local Only)	(Local Only)	(Local Only)	(Local Only)	(Local Only)	(Local Only)	(Local Only)	(Local Only)	(Local Only)	(Local Only)	(Local Only)
TXP_US_Admin - Consolidated ETR Rate									22.00%															
TXP_US_105 - US 105 Entity	TXP_US - United States	None	21.00%		30.00%	6.00%			22.00%				25.00%		27.00%	4.00%			23.00%		23.00%	7.00%		
	TXP_US_DE - Delaware	US 103 Entity			30.00%	6.00%							25.00%	8.00%	27.00%	4.00%					23.00%	7.00%		
		US 105 Entity			30.00%	6.00%							25.00%	8.00%	27.00%	4.00%					23.00%	7.00%		
		US 108 Entity			30.00%	6.00%							25.00%	8.00%	27.00%	4.00%					23.00%	7.00%		
	TXP_US_GA - Georgia	US 105 Entity			13.00%	5.00%							15.00%	7.00%	13.00%	7.00%					12.00%	9.00%		
		US 108 Entity			12.00%	7.00%							13.00%	6.00%	14.00%	5.00%					14.00%	10.00%		
		US 116 Entity			14.00%	5.00%							12.00%	8.00%	12.00%	7.00%					14.00%	8.00%		
	TXP_US_NV - Nevada	US 105 Entity			10.00%	7.00%							11.00%	11.00%	11.00%	6.00%					12.00%	9.00%		
		US 116 Entity			8.00%	9.00%							13.00%	8.00%	10.00%	5.00%					12.00%	8.00%		
		US 117 Entity			12.00%	5.00%							10.00%	7.00%	13.00%	9.00%					11.00%	11.00%		
TXP_US_102 - US 102 Entity	TXP_US - United States	None	20.00%						21.00%				22.00%							23.00%				
TXP_US_101 - US 101 Entity	TXP_US - United States	None	19.00%						20.00%				21.00%							22.00%				
	TXP_US_AL - Alabama	US 101 Entity			15.00%	6.00%							17.00%	8.00%	19.00%	7.00%					18.00%	9.00%		
		US 102 Entity			15.00%	6.00%							17.00%	8.00%	19.00%	7.00%					18.00%	9.00%		
		US 103 Entity			15.00%	6.00%							17.00%	8.00%	19.00%	7.00%					18.00%	9.00%		
	TXP_US_CA - California	US 101 Entity			14.00%	9.00%							13.00%	7.00%	15.00%	8.00%					14.00%	9.00%		
		US 102 Entity			14.00%	9.00%							13.00%	7.00%	15.00%	8.00%					14.00%	9.00%		
		US 108 Entity			14.00%	9.00%							13.00%	7.00%	15.00%	8.00%					14.00%	9.00%		
	TXP_US_GA - Georgia	US 101 Entity			20.00%	5.00%							22.00%	10.00%	22.00%	4.00%					21.00%	8.00%		
	TXP_US_IL - Illinois	US 101 Entity			16.00%	7.00%							14.00%	9.00%	17.00%	5.00%					16.00%	8.00%		
		US 102 Entity			15.00%	4.00%							15.00%	7.00%	11.00%	7.00%					15.00%	8.00%		

- (Sch) 02a Set the Return Year: The Year Diff. columns return the variance of the current return year minus the prior return year. The expected difference is typically “1”.
  - The account (TXP\_TXMemoRTP) that holds both the year and month values is BalanceRecurring.

**Review Data Copy:**

In the monthly Analysis section, there are several analysis cube views. The highlighted CVs below are related to the bulk data copy.

- National to national (group filing) and national to local for provision

Analysis Bulk Data Copy - Provision - 2021 M12 - for: TXP\_Legal\_CTX

Entity	Jurisdiction	UD7 Entity	TXP_Actual	TXP_Actual	TXP_Actual	TXP_Actual	TXP_Actual	TXP_Actual	TXP_Actual	TXP_Actual	TXP_Actual	TXP_Actual	TXP_Actual	TXP_Actual				
			TXP_TIBeforeLoss	TXP_TIBeforeLoss	TXP_TIBeforeLoss	TXP_TIBeforeLoss	TXP_TIBeforeLoss	TXP_TIBeforeLoss	TXP_TIBeforeLoss	TXP_TIBeforeLoss	TXP_TIBeforeLoss	TXP_TIBeforeLoss	TXP_TIBeforeLoss	TXP_TIBeforeLoss	TXP_TIBeforeLoss	TXP_TIBeforeLoss		
			BeforeAdj	BeforeAdj	BeforeAdj	BeforeAdj	BeforeAdj	BeforeAdj	BeforeAdj	BeforeAdj	BeforeAdj	BeforeAdj	BeforeAdj	BeforeAdj	BeforeAdj	BeforeAdj		
TXP_US_105 - US 105 Entity	TXP_US_DE - Delaware	TXP_US_108											646,161	1,578	(6,263)	661,895	(34,724)	23,676
TXP_US_102 - US 102 Entity	TXP_US - United States	TXP_US_108											646,161	1,578	(6,263)	661,895	(34,724)	23,676
TXP_US_101 - US 101 Entity	TXP_US_AL - Alabama	TXP_US_102											(362,352)	(3,032)	(6,263)	(359,947)	(12,264)	19,154
	TXP_US_CA - California	TXP_US_102											(362,352)	(3,032)	(6,263)	(359,947)	(12,264)	19,154
	TXP_US_IL - Illinois	TXP_US_102											646,161	1,578	(6,263)	661,895	(34,724)	23,676
	TXP_US_IL - Illinois	TXP_US_108											(362,352)	(3,032)	(6,263)	(359,947)	(12,264)	19,154
TXP_US_107 - US 107 Entity	TXP_US - United States	TXP_US_108											597,569	689	5,637	596,066	(15,157)	10,335
	TXP_US_GA - Georgia	TXP_US_107											610,040	(1,626)	10,021	606,468	(15,157)	10,335
	TXP_US_IL - Illinois	TXP_US_118											656,921	7,799	(6,639)	698,214	(41,351)	(1,102)
	TXP_US_IL - Illinois	TXP_US_120											758,286	2,866	(13,153)	778,106	(11,600)	2,067
	TXP_US_IL - Illinois	TXP_US_104											(208,686)	(3,858)	3,380	(213,965)	(6,752)	13,297
	TXP_US_IL - Illinois	TXP_US_120											738,084	6,339	(18,790)	790,569	(11,600)	2,067
TXP_US_118 - US 118 Entity	TXP_US - United States	TXP_US_108											832,147	8,957	(15,032)	880,676	(41,351)	(1,102)
TXP_US_120 - US 120 Entity	TXP_US - United States	TXP_US_108											738,584	6,339	(18,790)	760,569	(11,600)	2,067
TXP_CA_114 - CA 114 Entity	TXP_CA - Canada	TXP_CA_102											144,357			152,231	(31,496)	23,622
	TXP_Rev_Nat_GF_Copy	TXP_CA_102											(144,357)			(152,231)	31,496	(23,622)
TXP_CA_102 - CA 102 Entity	TXP_CA - Canada	TXP_CA_102											(139,108)			(127,297)	(27,559)	15,748
	TXP_Rev_Nat_GF_Copy	TXP_CA_102											139,108			127,297	27,559	(15,748)
	TXP_CA_AB - Alberta	TXP_CA_102											(139,108)			(127,297)	(27,559)	15,748
	TXP_CA_103	TXP_CA_102											156,168			145,670	1,969	8,530
	TXP_CA_107	TXP_CA_102											(91,208)			(93,176)	(1,969)	3,937
	TXP_CA_MB - Manitoba	TXP_CA_102											(139,108)			(127,297)	(27,559)	15,748
	TXP_CA_107	TXP_CA_102											(91,208)			(93,176)	(1,969)	3,937
TXP_CA_NS - Nova Scotia	TXP_CA - Canada	TXP_CA_102											(139,108)			(127,297)	(27,559)	15,748
TXP_CA_103 - CA 103 Entity	TXP_CA - Canada	TXP_CA_102											156,168			145,670	1,969	8,530
	TXP_Rev_Nat_GF_Copy	TXP_CA_102											(156,168)			(145,670)	1,969	8,530
	TXP_CA_103	TXP_CA_102											156,168			145,670	1,969	8,530
	TXP_CA_107	TXP_CA_102											(91,208)			(93,176)	(1,969)	3,937

- National to local for return:

Bulk Data Copy Results - Return (Yr-1, Yr-2, Yr-3) for: TXP\_Legal\_CTX

Entity	Jurisdiction	UD7 Entity	TXP_ActualRTP	TXP_ActualRTP	TXP_ActualRTP	TXP_ActualRTP	TXP_ActualRTP	TXP_ActualRTP	TXP_ActualRTP	TXP_ActualRTP	TXP_ActualRTP
			Dec 2020	Dec 2020	Dec 2020	Dec 2019	Dec 2019	Dec 2019	Dec 2018	Dec 2018	Dec 2018
			TXP_TIBeforeLoss	TXP_TIBeforeLoss	TXP_xDITotal	TXP_TIBeforeLoss	TXP_TIBeforeLoss	TXP_TIBeforeLoss	TXP_TIBeforeLoss	TXP_TIBeforeLoss	TXP_xDITotal
TXP_US_105 - US 105 Entity	TXP_US_DE - Delaware	TXP_US_108			407,750						28,560
	TXP_US_GA - Georgia	TXP_US_108			407,750						28,560
TXP_US_102 - US 102 Entity	TXP_US - United States	TXP_US_108			(462,300)						26,180
TXP_US_101 - US 101 Entity	TXP_US_AL - Alabama	TXP_US_102			(462,300)						26,180
	TXP_US_CA - California	TXP_US_102			(462,300)						26,180
	TXP_US_IL - Illinois	TXP_US_108			407,750						28,560
	TXP_US_IL - Illinois	TXP_US_102			(462,300)						26,180
	TXP_US_IL - Illinois	TXP_US_108			407,750						28,560
TXP_US_107 - US 107 Entity	TXP_US - United States	TXP_US_108			551,700						23,800
	TXP_US_GA - Georgia	TXP_US_102									29,780
	TXP_US_IL - Illinois	TXP_US_107			552,200						500
	TXP_US_IL - Illinois	TXP_US_118			934,950						1,160
	TXP_US_IL - Illinois	TXP_US_104			(565,210)						(4,650)
	TXP_US_IL - Illinois	TXP_US_107			558,100						28,600
	TXP_US_IL - Illinois	TXP_US_120									7,770
	TXP_US_NV - Nevada	TXP_US_102									11,305
	TXP_US_IL - Illinois	TXP_US_107									10,850
	TXP_US_IL - Illinois	TXP_US_120									6,570
	TXP_US_IL - Illinois	TXP_US_102									2,250

- Bulk copy time stamps:

Time Stamp Statistics (Bulk Data Copy/Clear)

Provision Data - Bulk Copy / Clear Status	Country	Scenario	(WF Year-2) Dec 2019	(WF Year-1) Dec 2020	Jan 2021	Feb 2021
TXP_TimeStamp_DM10aAdmin	TXP_AE	TXP_Actual	12/9/2021 11:31:12 AM EST, Bulk COPY for TXP_AE	12/9/2021 11:38:21 AM EST, Bulk COI	1/6/2023 12:21:14 PM EST	Bulk COPY for TXP_AE (National) was executed
	TXP_CA	TXP_Actual	12/9/2021 11:30:20 AM EST, Bulk COPY for TXP_LU	1/9/2022 1:19:28 PM EST	1/6/2023 5:57:37 PM EST	Bulk COPY for TXP_CA (National) was executed
	TXP_IL	TXP_Actual	12/9/2021 11:30:20 AM EST, Bulk COPY for TXP_LU	1/9/2022 1:19:28 PM EST	1/6/2023 6:02:38 PM EST	Bulk COPY for TXP_IL (National) was executed
TXP_TimeStamp_DM20aAdmin	TXP_DE	TXP_Actual	12/9/2021 11:30:20 AM EST, Bulk COPY for TXP_LU	1/9/2022 1:19:28 PM EST	1/6/2023 6:03:57 PM EST	Bulk COPY for TXP_DE (Local) was executed
	TXP_US	TXP_Actual	12/9/2021 11:30:45 AM EST, Bulk COPY for TXP_LU	1/9/2022 1:19:28 PM EST	1/6/2023 6:03:22 PM EST	Bulk COPY for TXP_US (Local) was executed
TXP_TimeStamp_DM30aAdmin	TXP_CA	TXP_Actual	12/9/2021 11:29:20 AM EST, Bulk COPY for TXP_CA	1/9/2022 1:19:28 PM EST	1/6/2023 6:03:15 PM EST	Bulk COPY for TXP_CA (Local) was executed
	TXP_IL	TXP_Actual				
	TXP_US	TXP_Actual				
	TXP_CA	TXP_Actual				
TXP_TimeStamp_DM30bAdmin	TXP_DE	TXP_ActualRTP	11/15/2022 8:15:13 PM EST	12/9/2021 11:40:46 AM EST, Bulk COI		
TXP_TimeStamp_DM30cAdmin	TXP_LU	TXP_ActualRTP	11/15/2022 8:42:28 PM EST	12/9/2021 11:44:47 AM EST, Bulk COI		
TXP_TimeStamp_DM30dAdmin	TXP_US	TXP_ActualRTP	11/15/2022 7:55:59 PM EST	12/9/2021 11:39:47 AM EST, Bulk COI		
TXP_TimeStamp_DM30eAdmin	TXP_CA	TXP_ActualRTP	6/10/2022 9:36:28 AM EST	12/9/2021 11:42:57 AM EST, Bulk COI		

## Group Filing Definition: LP 01a, LP 02a, LP 11a, LP 12a

When using group filing to prepare either a national or a local jurisdiction tax provision, the filer entity and the entities that are included in the filer entity's provision must be linked. This is done through a Group Filing Definition form that must be populated each period a tax provision is calculated. The data from this form does not automatically flow from one period to the next as the Group Filing definitions are stored as cell text at the V#Annotation member.

If the jurisdiction is **not** using Group Filing, skip this step and go to [Schedule 01 Tax Rates](#).

There are two ways to populate the group filing definition(s):

- Administrator run data management copy for **all** national or local group filing jurisdictions
  - See [Populate Group Filing Definitions: National and Local](#)
- Workflow schedule to update a single group filing jurisdiction:
  - LP 01a, LP 02a: Actual scenario
  - LP 11a, LP 12a: Return scenario

This section focuses on updating a single group filing jurisdiction.

### *Schedule notes*

When updating any of the group filing definition schedules:

- Display **Jurisdictions** with no data by clicking Unsuppress Rows.

The National Filer Entity or Local Filer Entity drop down list is determined by the Entity Text 7 property, which is set by the Administrator.

The Tax Rates Used cell is only open to input when the Entity and Filer Entity are the same. Drop down options depend on jurisdiction type:

- National: Filer rates
- Local: Filer rates or Individual rates

The tax rates used options available for a jurisdiction type can be expanded based on your implementation requirements. See [Schedule 01 Tax Rates](#) for more information.

### *Schedule LP 01a Actual Nat GF – Enter Definitions*

This schedule is used for updates to the Actual scenario for a specific national jurisdiction once the administrator has run the initial copy for all national group filing definitions.

The group filing definition drives the Dashboard Main POV for all schedules (forms) for the Filer entity.

This schedule is available in the **TXP\_xx\_NatGroupFiler** workflow, where xx is the national jurisdiction.

- Select the Jurisdiction (JD). And then click the Refresh Data button.
- Select the **National Filer Entity** for each entity that needs to be updated.

- Save the selections.
- Select the **Tax Rates Used** for each filer entity that needs to be updated.
- Save the selections.

For troubleshooting this schedule, see [this section](#) in the “Troubleshooting the Schedules” later in this document.

Click the Populate icon to populate the account **TXP\_NatFilerCalc**. This is required to run the rules related to National Benefit from local jurisdictions. If there is no local jurisdiction processing for this national jurisdiction, populating **TXP\_NatFilerCalc** is not required, but will not cause any issues if run.

In our example, Canada requires national group filing. Entity TXP\_CA\_101 is a national group filer that calculates a combined tax provision for filer members: TXP\_CA\_101, TXP\_CA\_102, TXP\_CA\_108.

The screenshot displays two panels from a software application. The top panel, titled "Schedule LP 01a - National Group Filing - Enter Definitions", shows a table with columns for "National Filer Entity", "Tax Rates Used", and "Brief Explanation". The bottom panel, titled "Schedule LP 01a - National Group Filing - Populate the National Filer for the Nat Benefit BR to Execute", shows a table for "Tax Actuals Jan 2021" with columns for "Entity", "UD1 JD", "UD7 Entity", and values. A blue arrow points from the "Populate" icon in the top panel to the "TXP\_NatFilerCalc" account in the bottom panel.

National Jurisdiction: TXP_CA			
Entity:			
TXP_Actual Jan 2021	TXP_Actual Jan 2021	TXP_Actual Jan 2021	
National Filer Entity	Tax Rates Used	Brief Explanation	
TXP_CA_101 - CA 101 Entity	TXP_CA_101	Filer Rates	
TXP_CA_102 - CA 102 Entity	TXP_CA_101		
TXP_CA_103 - CA 103 Entity	TXP_CA_103	Filer Rates	
TXP_CA_107 - CA 107 Entity	TXP_CA_103		
TXP_CA_108 - CA 108 Entity	TXP_CA_101		
TXP_CA_110 - CA 110 Entity	TXP_CA_103		
TXP_CA_114 - CA 114 Entity	TXP_CA_115		
TXP_CA_115 - CA 115 Entity	TXP_CA_115	Filer Rates	

Tax Actuals Jan 2021			
TXP_NatFilerCalc			
Account: TXP_NatFilerCalc	Entity	UD1 JD	UD7 Entity
	TXP_CA_101 - CA 101 Entity	TXP_CA	TXP_CA_101
			TXP_CA_102
			TXP_CA_108
	TXP_CA_103 - CA 103 Entity	TXP_CA	TXP_CA_103
			TXP_CA_107
			TXP_CA_110
	TXP_CA_115 - CA 115 Entity	TXP_CA	TXP_CA_114
			TXP_CA_115
			1.00
			1.00
			1.00
			1.00
			1.00
			1.00
			1.00

### Schedule LP 02a Actual Local GF – Enter Definitions

This schedule is used for updates to the Actual scenario for a specific local jurisdiction once the administrator has run the initial copy for all local group filing definitions.

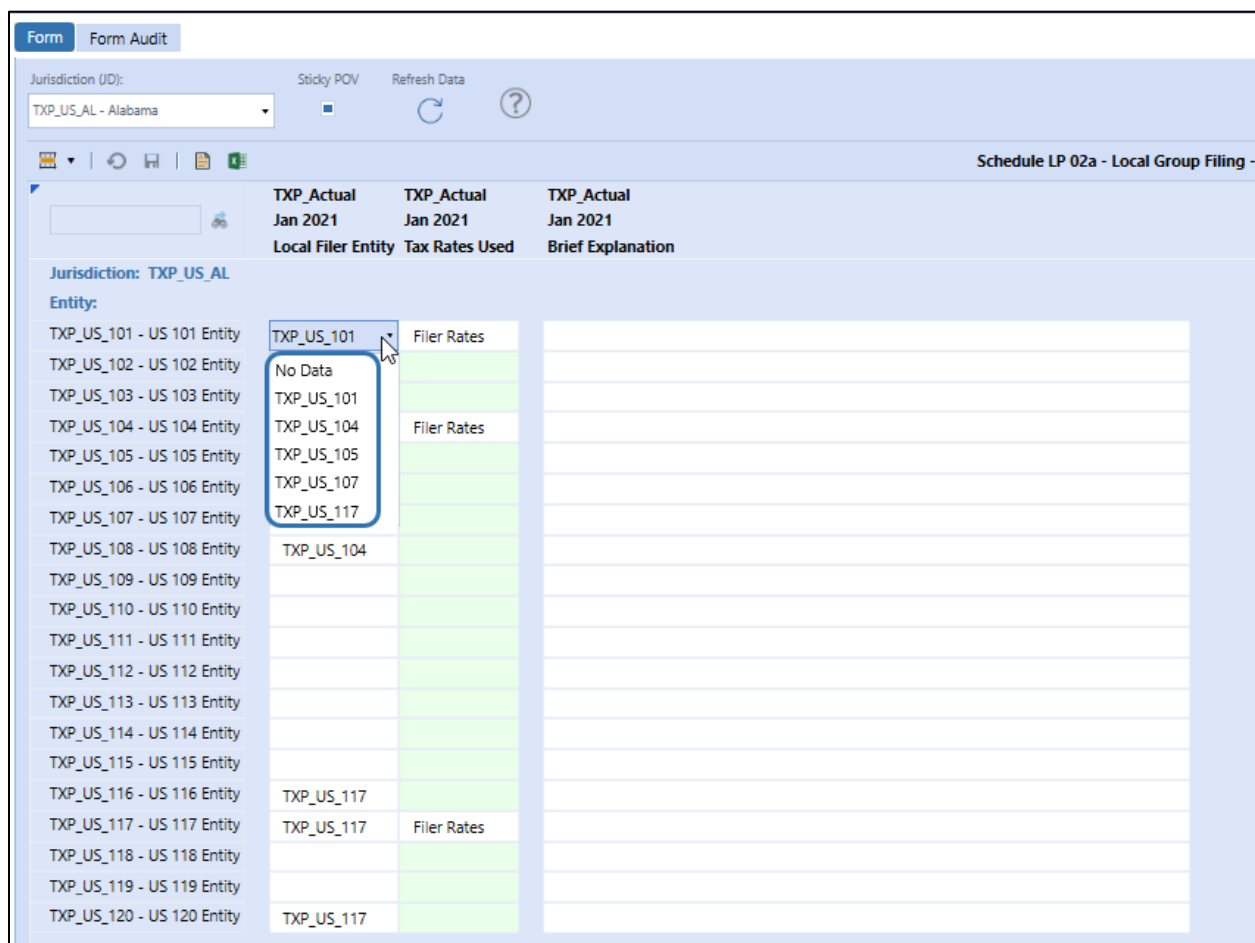
These definitions will drive the Dashboard Main POV for all schedules (forms) for the filer entity and local jurisdiction.

If the country is **not** using **Local** Group Filing, this step can be skipped.

This Schedule is available in the **TXP\_xx\_LocalGroupFiler** workflow, where xx is the national jurisdiction.

- Select the local jurisdiction to assign group filing definitions. Click the Refresh Data button.
- Select the **Local Filer Entity** for each entity to be updated.
- Save the selections.
- Select the Tax Rates Used.
- Save the selections.

For troubleshooting this schedule, see [this section](#) in the “Troubleshooting the Schedules” later in this document.



### Schedule LP 11a ActualRTP Nat GF – Enter Definitions

This schedule is used for updates to the return data for a specific national jurisdiction once the administrator has run the initial copy for the return for all national group filing definitions.

The ActualRTP group filing definition drives the Dashboard POV for Schedule 02 RTP for the filer entity.

This schedule is available in the **TXP\_xx\_NatGroupFiler** workflow, where xx is the national jurisdiction.

- Select the Jurisdiction (JD).
- Select the RTP Year. Click the Refresh Data button.
- Select the National Filer Entity for each entity that needs to be updated.
- Save the selections.
- Select the Tax Rates Used.
- Save the selections.

If either the National Filer Entity or the Tax Rates Used values are different between the TXP\_Actual and TXP\_ActualRTP columns, this will be noted in the GF Definition Changed column.

For troubleshooting this schedule, see [this section](#) in the “Troubleshooting the Schedules” later in this document.

	TXP_Actual Dec 2020	TXP_Actual Dec 2020	TXP_ActualRTP Dec 2020	TXP_ActualRTP Dec 2020	TXP_ActualRTP Dec 2020	TXP_ActualRTP Dec 2020
	National Filer Entity	Tax Rates Used	National Filer Entity	Tax Rates Used	GF Definition Changed	Brief Explanation
Jurisdiction: TXP_CA						
Entity:						
TXP_CA_101 - CA 101 Entity	TXP_CA_101	Filer Rates	TXP_CA_101	Filer Rates	-	
TXP_CA_102 - CA 102 Entity	TXP_CA_101		TXP_CA_101		-	
TXP_CA_103 - CA 103 Entity	TXP_CA_103	Filer Rates	TXP_CA_103	Filer Rates	-	
TXP_CA_104 - CA 104 Entity					-	
TXP_CA_105 - CA 105 Entity					-	
TXP_CA_106 - CA 106 Entity					-	
TXP_CA_107 - CA 107 Entity	TXP_CA_103		TXP_CA_103		-	
TXP_CA_108 - CA 108 Entity	TXP_CA_101		TXP_CA_101		-	
TXP_CA_109 - CA 109 Entity					-	
TXP_CA_110 - CA 110 Entity	TXP_CA_103		TXP_CA_103		-	
TXP_CA_111 - CA 111 Entity					-	
TXP_CA_112 - CA 112 Entity					-	
TXP_CA_113 - CA 113 Entity					-	
TXP_CA_114 - CA 114 Entity	TXP_CA_115		TXP_CA_115		-	
TXP_CA_115 - CA 115 Entity	TXP_CA_115	Filer Rates	TXP_CA_115	Filer Rates	-	

### Schedule LP 12a ActualRTP Local GF – Enter Definitions

This schedule is used for updates to the return data for a specific local jurisdiction once the administrator has run the initial copy for the return for all local group filing definitions.

The ActualRTP group filing definition drives the Dashboard POV for Schedule 02 RTP for the filer entity.

This schedule is available in the **TXP\_xx\_LocalGroupFiler** workflow, where xx is the national jurisdiction.

- Select the Jurisdiction (JD).
- Select the RTP Year. Click the Refresh Data button.
- Select the Local Filer Entity for each Entity that needs to be updated.
- Save the selections.



- Select the Tax Rates Used.
- Save the selections.

If either the Local Filer Entity or the Tax Rates Used values are different between the TXP\_Actual and TXP\_ActualRTP columns, this will be noted in the GF Definition Changed column.

For troubleshooting this schedule, see [this section](#) in the “Troubleshooting the Schedules” later in this document.

Jurisdiction (UD): TXP\_US\_GA - Georgia    Sticky POV    RTP Year: 2020    Refresh Data

Schedule LP 12a - Local Group Filing Definitions

	TXP_Actual Dec 2020	TXP_Actual Dec 2020	TXP_ActualRTP Dec 2020	TXP_ActualRTP Dec 2020	TXP_ActualRTP Dec 2020	TXP_ActualRTP Dec 2020
	Local Filer Entity	Tax Rates Used	Local Filer Entity	Tax Rates Used	GF Definition Changed?	Brief Explanation
Jurisdiction: TXP_US_GA						
Entity:						
TXP_US_101 - US 101 Entity	TXP_US_101	Filer Rates	TXP_US_101	Filer Rates	-	
TXP_US_102 - US 102 Entity	TXP_US_107				Changed	Provision calculated in 2020 for TXP_US_107; no Return is calculated
TXP_US_103 - US 103 Entity					-	
TXP_US_104 - US 104 Entity	TXP_US_104	Filer Rates	TXP_US_104	Filer Rates	-	
TXP_US_105 - US 105 Entity	TXP_US_105	Individual Rates	TXP_US_105	Individual Rates	-	
TXP_US_106 - US 106 Entity					-	
TXP_US_107 - US 107 Entity	TXP_US_107	Individual Rates	TXP_US_107	Individual Rates	-	
TXP_US_108 - US 108 Entity	TXP_US_105		TXP_US_105		-	
TXP_US_109 - US 109 Entity					-	
TXP_US_110 - US 110 Entity					-	
TXP_US_111 - US 111 Entity					-	
TXP_US_112 - US 112 Entity					-	
TXP_US_113 - US 113 Entity					-	
TXP_US_114 - US 114 Entity					-	
TXP_US_115 - US 115 Entity					-	
TXP_US_116 - US 116 Entity	TXP_US_105		TXP_US_105		-	
TXP_US_117 - US 117 Entity					-	
TXP_US_118 - US 118 Entity	TXP_US_107		TXP_US_107		-	
TXP_US_119 - US 119 Entity					-	
TXP_US_120 - US 120 Entity					-	

### Schedule 01 Tax Rates

Use this form to enter the current year statutory tax rate(s) and closing deferred tax rate(s).

- The consolidated tax rate is a global tax rate used to compute the Consolidated ETR and is entered by the Administrator.
- Rules populate the prior year stat rate(s) and open deferred rate(s) with the current year stat rate(s) and close def rate(s) from December of the previous year.
- Tax rates are applied using rules to Tax Provision Blueprint data in Schedule 05 (Current Provision) and Schedule 06 (Deferred Tax).

**!** **Important!** Enter Tax Rates as whole numbers (31); do not enter as a decimal (such as .31).

For Local Jurisdictions without an Apportionment Rate: Enter **100** in CY Apport Pct and / or Open Def Apport Pct.

**Workflow Type: Entity**

When group filing is no for national and / or local jurisdictions the tax rates are entered for the entity and jurisdiction (UD1). The group filer (UD7) is **None**.

National / Local	PY Stat Rate	PY Apport Pct (Local Only)	PY Stat Rate (Local Only)	CY Stat Rate	CY Apport Pct (Local Only)	CY Stat Rate (Local Only)	Open Def. Rate	Open Def. Apport Pct (Local Only)	Open Def. Rate (Local Only)	Close Def. Rate	Close Def. Apport Pct (Local Only)	Close Def. Rate (Local Only)
Consolidated ETR Rate				22.00%								
Jurisdiction												
TXP_DE	TXP_National	23.00%		20.00%			26.00%			23.00%		
TXP_DE_BW	TXP_Local		8.00%	9.00%		6.00%	10.00%		5.00%	11.00%		8.00%
TXP_DE_BY	TXP_Local		5.00%	9.00%		6.00%	10.00%		7.00%	10.00%		8.00%
TXP_DE_BE	TXP_Local		7.00%	10.00%		6.00%	11.00%		5.00%	8.00%		12.00%
TXP_DE_BB	TXP_Local		5.00%	8.00%		6.00%	10.00%		6.00%	7.00%		8.00%

**Workflow Type: Group Filer**

When using group filing for a jurisdiction, tax rates are entered for the entity, jurisdiction (UD1) and group filer member (UD7). **Tax Rates Used** for group filing jurisdictions are classified as: **Filer Rates** or **Individual Rates** and are assigned in Schedule LP 01a (national) or LP 02a (local).

**Filer Rates:** The tax rate assigned to each filer member (UD7) for a given filer entity and jurisdiction should be the same. Available for national and local group filing.

**Individual Rates:** The tax rate assigned to each filer member (UD7) for a given filer entity and jurisdiction may be different. Available for local group filing only.


These are suggested definitions. The application will calculate the tax-effected data using the tax rate entered for the entity (Entity), jurisdiction (UD1), filer member (UD7). There is a national and a local confirmation rule to verify that the rates entered are the same when the entity, jurisdiction has been assigned Filer Rates. See [TXP\\_Nat\\_TaxRates](#) or [TXP\\_Local\\_TaxRates](#) for sample confirmation rules.

Below is an example of **National Group Filer** with **Filer Rates**: Entity TXP\_AE\_101, Jurisdiction TXP\_AE. Each group filer member (UD7) has the same rate as CY Stat Rate.

National / Local	PY Stat Rate	PY Apport Pct (Local Only)	PY Stat Rate (Local Only)	CY Stat Rate	CY Apport Pct (Local Only)	CY Stat Rate (Local Only)	Open Def. Rate	Open Def. Apport Pct (Local Only)	Open Def. Rate (Local Only)	Close Def. Rate	Close Def. Apport Pct (Local Only)	Close Def. Rate (Local Only)
TXP_GLTaxAdmin - Consolidated ETR Rate				22.00%								
TXP_AE_101 (AE 101 Entity) - FILER												
TXP_AE_101	TXP_National	27.00%		24.00%			26.00%			25.00%		
TXP_AE_102	TXP_National	27.00%		24.00%			26.00%			25.00%		
TXP_AE_106	TXP_National	27.00%		24.00%			26.00%			25.00%		

Below is an example of a **Local Group Filer** with **Individual Rates**: Entity TXP\_CA\_101, Jurisdiction TXP\_CA\_NS. Each group filer member (UD7) has a different tax rate.

National / Local	PY Stat Rate	PY Apport Pct (Local Only)	PY Stat Rate (Local Only)	CY Stat Rate	CY Apport Pct (Local Only)	CY Stat Rate (Local Only)	Open Def. Rate	Open Def. Apport Pct (Local Only)	Open Def. Rate (Local Only)	Close Def. Rate	Close Def. Apport Pct (Local Only)	Close Def. Rate (Local Only)
TXP_CA_101 (CA 101 Entity) - FILER				22.00%								
TXP_Local		26.00%	9.00%		20.00%	8.00%		23.00%	9.00%		23.00%	11.00%
TXP_Local		24.00%	10.00%		18.00%	9.00%		21.00%	11.00%		21.00%	10.00%

 **Tip:** Display Jurisdiction with no data by clicking **Unsuppress Rows**.

### Schedule 01d Apportionment Rates

This form applies only to local jurisdictions and is a read-only schedule.

It shows the total apportionment assigned to all local jurisdictions for the entity. Typically, this amount should not exceed 100%. If the local jurisdictions are using group filing any local jurisdiction that is using Filer Rates will only include the apportionment amount from the Filer member so as not to overstate the total apportionment amount.

If CALC STATUS does not display OK, perform a Force Calculate to get the updated amount(s).

We show the prior year's closing amounts for comparison purposes only.

CALC STATUS	TXP_TopTax	TXP_TopTax	CY Apport Pct		CY Apport Pct		Def Apport Pct		Def Apport Pct	
			None	TXP_Apport	None	TXP_Apport	None	TXP_Apport	None	TXP_Apport
			Dec 2020	TXP_Apport_CVRate	Jan 2021	TXP_Apport_CVRate	Dec 2020	TXP_Apport_DefRate	Jan 2021	TXP_Apport_DefRate
OK,MC			OK,MC	OK,MC	OK,MC	OK,MC	OK,MC	OK,MC	OK,MC	OK,MC
	TXP_TopTax			95.00%		110.00%		98.00%		108.00%
	TXP_US_102			20.00%		23.00%		22.00%		22.00%
	TXP_US_104									
	TXP_US_107			46.00%		48.00%		51.00%		53.00%
	TXP_US_118			19.00%		16.00%		13.00%		11.00%
	TXP_US_120			10.00%		23.00%		12.00%		22.00%
	TXP_US_GA - Georgia									
	TXP_TopTax	Individual	41.00%	41.00%	55.00%	55.00%	36.00%	36.00%	50.00%	50.00%
	TXP_US_102	Individual	12.00%	12.00%	12.00%	12.00%	11.00%	11.00%	12.00%	12.00%
	TXP_US_107	Individual	10.00%	10.00%	12.00%	12.00%	12.00%	12.00%	13.00%	13.00%
	TXP_US_118	Individual	19.00%	19.00%	16.00%	16.00%	13.00%	13.00%	11.00%	11.00%
	TXP_US_120	Individual			15.00%	15.00%			14.00%	14.00%
	TXP_US_IL - Illinois									
	TXP_TopTax	Filer	81.00%	27.00%	78.00%	26.00%	87.00%	29.00%	84.00%	28.00%
	TXP_US_104	Filer	27.00%		26.00%		29.00%		28.00%	
	TXP_US_107	Filer	27.00%	27.00%	26.00%	26.00%	29.00%	29.00%	28.00%	28.00%
	TXP_US_120	Filer	27.00%		26.00%		29.00%		28.00%	
	TXP_US_NV - Nevada									
	TXP_TopTax	Individual	27.00%	27.00%	29.00%	29.00%	33.00%	33.00%	30.00%	30.00%
	TXP_US_102	Individual	8.00%	8.00%	11.00%	11.00%	11.00%	11.00%	10.00%	10.00%
	TXP_US_107	Individual	9.00%	9.00%	10.00%	10.00%	10.00%	10.00%	12.00%	12.00%
	TXP_US_120	Individual	10.00%	10.00%	8.00%	8.00%	12.00%	12.00%	8.00%	8.00%

### Schedule 05\_06 National Process Exclude Local Jurisdiction (Optional)

Schedule 05\_06 applies to an entity with national and local jurisdictions where the national jurisdiction receives a tax benefit from the local jurisdiction(s). For group filing status of yes or no, the process is the same.

Skip this Schedule, if the entity cannot utilize the national benefit or the entity has no local jurisdictions.

In the case where a local jurisdiction is not allowed to be included in this tax benefit, enter **1** in the designated cell. This trigger is used in the Business Rules. There are four accounts impacted by this flag: TXP\_TaxLocalDeduction & TXP\_TaxLocalDeduction\_Dscr (Schedule 05) and TXP\_DefLocal & TXP\_DefLocal\_Dscr (Schedule 06a & Schedule 06b).

For an entity that can take the National Benefit for one or more Local Jurisdictions:

- The row with **NatBenefit=Yes for Entity** will display **Yes** in each period that applies
  - This is the Entity Dimension Text 7 property.
- Enter **1** in Jan 2021 (or current WF Month) column for any Local Jurisdiction(s) that cannot be included in the National Benefit.
- The account is **BalanceRecurring**.

**Note:** The Administrator sets the Entity Dimension Text 7 property.

Text 7
NatBenefit=Yes,LocalFiler=Yes,NatFiler=Yes

The screen shot displays entity TXP\_LU\_101 with one local jurisdiction (TXP\_LU\_ME – Mersch) excluded from the National Benefit calculation.

	Jan 2021	Feb 2021	Mar 2021	Apr 2021	May 2021	Jun 2021	Jul 2021	Aug 2021	Sep 2021	Oct 2021	Nov 2021	Dec 2021
NatBenefit = Yes for Entity -> Benefit Rules Will Run	Yes	Yes	Yes	Yes	Yes	Yes	Yes	Yes	Yes	Yes	Yes	Yes
NatBenefit = NO for Entity -> Benefit Rules Will NOT Run												
<b>TXP_LU_101 (LU 101 Entity)</b>												
<b>Jurisdiction</b>												
TXP_LU - Luxembourg												
TXP_LU_Blended - LU Blended												
TXP_LU_LU - Luxembourg												
TXP_LU_ME - Mersch	1	1	1	1	1	1	1	1	1	1	1	1
TXP_LU_RD - Redange												
TXP_LU_RM - Remich												
TXP_LU_VD - Vianden												
TXP_LU_WI - Wiltz												

An Entity that does not have local jurisdictions or has local jurisdictions but cannot take the National Benefit for ANY local jurisdiction:

- The row with **NatBenefit=No for Entity** will display **No** in each period that applies
  - The Entity Dimension Text 7 property will be blank.
- No Input rules prevent data from being entered in a local jurisdiction.

The screenshot shows a software interface for 'Schedule LP 05\_06 - National Process Excl Local JD'. At the top, there are fields for 'Entity' (TXP\_LU\_102) and 'Account' (TXP\_Nat\_Benefit\_Excl\_LocalJD - National Benefit Account - Exclude Local JD). Below this is a toolbar with icons for home, refresh, and help. The main area displays a table of 'Tax Actuals' for months from Jan 2021 to Dec 2021. A summary row shows 'NatBenefit = NO for Entity -> Benefit Rules Will NOT Run' with 'NO' values for all months. Below this, a list of jurisdictions is shown with a grid for data entry.

	Jan 2021	Feb 2021	Mar 2021	Apr 2021	May 2021	Jun 2021	Jul 2021	Aug 2021	Sep 2021	Oct 2021	Nov 2021	Dec 2021
<b>NatBenefit = Yes for Entity -&gt; Benefit Rules Will Run</b>												
<b>NatBenefit = NO for Entity -&gt; Benefit Rules Will NOT Run</b>	NO	NO	NO	NO	NO	NO	NO	NO	NO	NO	NO	NO
<b>TXP_LU_102 (LU 102 Entity)</b>												
<b>Jurisdiction</b>												
TXP_LU - Luxembourg												
TXP_LU_Blended - LU Blended												
TXP_LU_LU - Luxembourg												
TXP_LU_ME - Mersch												
TXP_LU_RD - Redange												
TXP_LU_RM - Remich												
TXP_LU_VD - Vianden												
TXP_LU_WI - Wiltz												

## Schedule 02 Set the Return Year

Enter the **Return Year** that will be trued up in the current Workflow Year and the month the Return True-Up will apply. This data must be entered prior to using Schedule 02 RTP as it is used to set the year of the POV displayed.

For an entity with national group filing, this schedule must be completed in the NatGroupFiler workflow.

- The Return Year input for a Jurisdiction drives the Schedule 02 RTP POV where the Return data is entered.
- CY Stat Rate column on this form is informational only (it helps with the suppression of rows).
- If a Jurisdiction for an entity is not visible, click Unsuppress Rows.
- **Set the Return Year** column: Enter the Return Year you want applied to the return true-up for the current WF year.
- **Apply RTP to Month** column: Enter the month in the WF year the return true-up will take effect.
- **TXP\_TXMemoRTP** is the account used to hold both the Return Year and Apply RTP to Month data.
  - The account is balance recurring
  - Consider entering both values in January and update a later period if needed

**Save Criteria:** If the Year or Month entered does not meet the criteria when trying to save your data, you will receive an error message detailing the problem. You cannot save the information entered until the issue is resolved.

- The Return Year must be  $\geq$  Seed Year and  $<$  the Workflow Year.
- The Apply RTP to Month must be a whole number from 1 to 12.

The screenshot shows the 'Schedule 02 - Set Return Year - TXP\_Actual Jan 2020' window. The table below lists various jurisdictions with columns for 'National / Local', 'CY Stat Rate (National)', 'Set the Return Year (National)', 'Apply RTP to Month (National)', 'CY Stat Rate (Local Only)', 'CY Apport Pct (Local Only)', 'Set the Return Year (Local Only)', and 'Apply RTP to Month (Local Only)'. An error dialog box is displayed over the table, stating: 'Error 2Y-02 SaveDataEventHandler: You have entered an incorrect year. Please review and adjust the RTP year to  $\geq$  the Seed year and  $<$  the Workflow year. Entity: TXP\_DE\_102 Jurisdiction: TXP\_DE\_BW Seed Year: 2019 WF year: 2020 Year entered: 2018'.

Jurisdictions	TXP_Actual National / Local	TXP_Actual CY Stat Rate (National)	TXP_Actual Set the Return Year (National)	TXP_Actual Apply RTP to Month (National)	TXP_Actual CY Stat Rate (Local Only)	TXP_Actual CY Apport Pct (Local Only)	TXP_Actual Set the Return Year (Local Only)	TXP_Actual Apply RTP to Month (Local Only)
TXP_DE - Germany	TXP_National	23.00%	2019	3				
TXP_DE_BW - Baden-Wurttemberg	TXP_Local				9.00%	8.00%	2018	5
TXP_DE_BY - Bavaria	TXP_Local				9.00%	5.00%	2019	2
TXP_DE_BE - Berlin	TXP_Local				10.00%	7.00%	2019	2
TXP_DE_BB - Brandenburg	TXP_Local				8.00%	5.00%	2019	5
TXP_DE_HB - Bremen	TXP_Local				6.00%	7.00%	2019	7
TXP_DE_HH - Hamburg	TXP_Local					5.00%	2019	1
TXP_DE_HE - Hesse	TXP_Local					5.00%	2019	7
TXP_DE_MV - Mecklenburg-Western Pomerania	TXP_Local					8.00%	2019	5
TXP_DE_NI - Lower Saxony	TXP_Local					5.00%	2019	5
TXP_DE_NW - North Rhine-Westphalia	TXP_Local					8.00%	2019	7
TXP_DE_RP - Rhineland-Palatinate	TXP_Local					5.00%	2019	4
TXP_DE_SL - Saarland	TXP_Local					7.00%	2019	7
TXP_DE_SN - Saxony	TXP_Local					8.00%	2019	5
TXP_DE_ST - Saxony-Anhalt	TXP_Local					5.00%	2019	5
TXP_DE_SH - Schleswig-Holstein	TXP_Local					5.00%	2019	7
TXP_DE_TH - Thuringia	TXP_Local					6.00%	2019	7

**Important!** The RTP Year and RTP Month are only stored in the TXP\_Actual scenario, even if you are using Tax Forecast scenarios. This is by design.

### Workflow Type: Entity and Group Filer (National or Local):

The Return Year and the Apply RTP to Month are set for the entity / jurisdiction combination.

When using group filing, the return year and apply to month are entered only for a filer entity and jurisdiction (UD1). There is no filer member (UD7) distinction because the return is processed for the parent group filer (UD7).

The following German entity example has national and local jurisdictions and no group filing:

- Entity selected: TXP\_DE\_102
- WF Year is 2021
- National JD: TXP\_DE
  - Return true-up is from 2020 and should be applied beginning March (2021).
  - Impact Period(s): March to December 2021 for the 2020 Return.
- Local JD: TXP\_DE\_BE
  - Return true-up is from 2020 and should be applied beginning February (2021).
  - Impact Period(s): February to December 2021 for the 2020 Return.

### Schedule 02 RTP

Update this schedule with tax return information and return tax rate(s) from the required tax return year (RTP Year). The following image shows the relationship between [Schedule 02 Set the Return Year](#) and Schedule 02 RTP:

From above:

- Schedule 02 Return to Provision uses the Set the Return Year (1) to populate the RTP Year (2).
- RTP Year (2) is used to populate the POV year (3) in the columns.
- Apply RTP Month (5) comes from (4).
- Calc Status (6) for both the TXP\_Actual and TXP\_ActualRTP columns should be **OK**.
- Data is **only** input in the Return column (7).
- RTP data flows to: Schedule 03 Tax Attributes, Schedule 05 Current Provision & Schedule 06a Deferred Tax Source Gross.



**Note:** Return to Provision (RTP) is calculated in the RTP Scenario (S#TXP\_ActualRTP).



**Important!** After calculating Sch 02, a Force Calculate must be run in the TXP\_Actual scenario (current WF Year) to bring the data over to Sch 03, 05 & 06.

### *Dashboard POV Selection*

The POV selections available are based on the workflow type and the group filing status.

#### **Workflow Type: Entity**

When group filing is no for national and / or local jurisdictions:

- Entity -> Workflow entity
- Jurisdiction (JD) -> National / local jurisdictions
- Group Filer (GF) -> None member (UD7)

For local jurisdictions with no group filing where the national return data serves as the basis for the local return a data copy may be run to seed the local with the national data. The local data can then be adjusted as needed.

- National group filing: No -> See [Dashboard DM 20b – Return Data: National \(No Group Filing\) to Local \(No Group Filing\)](#).
- National group filing: Yes -> See [Dashboard DM 20b2 – Return Data: National Group Filer to Local \(no Group Filing\)](#).
- The administrator has access to run a bulk copy that will copy the data for all entities and all jurisdictions within the national jurisdiction. See [Execute Bulk Data Copy](#).

#### **Workflow Type: Group Filer (National)**

When using group filing for a national jurisdiction:

- Entity -> National filer entity
- Jurisdiction (JD) -> National jurisdiction
- Group Filer (GF) -> Parent group filer (UD7)

First review [Data Process – National](#) and then input or adjust data via linked cube views: see [Data Process notes for Group Filing](#).

#### **Workflow Type: Group Filer (Local)**

For local jurisdictions with group filing where the national return data serves as the basis for the local return a data copy may be run to seed the local with the national data. The local data can then be adjusted as needed.



**Step 1** Optional copy of national tax return data to local jurisdiction.

- National group filing: No -> See [Dashboard DM 30b – Return Data: National \(No Group Filing\) by Local \(Group Filing\)](#).
- National group filing: Yes -> See [Dashboard DM 30b1 – Return Data: National Group Filer to Local Group Filer](#).
- The administrator has access to run a bulk copy that will copy the data for all entities and all jurisdictions within the national jurisdiction. See [Execute Bulk Data Copy](#).

**Step 2** Input or adjust local group filer data:

- Entity -> Local Filer entity
- Jurisdiction (JD) -> Local jurisdictions assigned to local filer entity
- Group Filer (GF) -> Parent group filer (UD7)

First review [Data Process – Local](#) and then input or adjusted data via linked cube views: see [Data Process notes for Group Filing](#).

**Data Process – National**

Return data is input in the Return column. The process is the same for all RTP years, except for the items noted when the RTP Year is the same as the Seed Year:

- 1) Enter the Return Tax Rate from the Return year.
- 2) Enter the Return data in the **Return** column.
  - a) **Seed Year:** Enter the RTP variance data in the Return column as there is no tax provision data to calculate a true variance
- 3) Force Calculate the Return (right click any cell in a TXP\_ActualRTP column).
- 4) **Return** column will calculate at the Return Tax Rate.
  - a) The rows in the screen shot below with TXP\_Tax\_CalcCYNat show tax-effected data.
- 5) **RTP Variance** column equals the **Return** minus **Provision** (calculated using Business Rules).
  - a) This applies to gross and tax-effected data.
- 6) **Return at CY Rate** column.
  - a) Equals the Return column for the gross tax (TXP\_Gross\_Input) data and is taxed at the CY Rate (from the Provision column).
  - b) Total Credits and Other Taxes + Local Tax Expense will equal the Return column data.
  - c) Total Current Tax Expense per Return will equal the Total Credits and Other Taxes + Local Tax Expense + Total Current Tax on Taxable Income.
- 7) **Total RTP Adjustment** section: The **Total Current Tax Expense per Return** amount is brought into the Current Provision split into 3 pieces:
  - a) **TXP\_AdjustmentRTP:** Total Current Tax Expense per Return difference: **Return at CY Rate – Provision** (this excludes rate change impact).  
(Green highlighted cells)

- b) **TXP\_AdjustmentRC1**: Rate change impact on the gross provision amount = Gross Total Taxable Income **Provision** (column) times the (Return Tax Rate – CY Stat Rate).  
(Purple highlighted cells)
  - i) **Seed Year**: No provision rate change impact
- c) **TXP\_AdjustmentRC2**: Rate change impact on the gross RTP variance amount: Gross Total Taxable Income **RTP Variance** (column) times the (Return Tax Rate – CY Stat Rate).  
(Red highlighted cells)
- d) **Variance** compares the Total Current Tax Expense per Return from the **Variance** column to the Total RTP Adjustment amount.  
(Yellow highlighted cells)

The numbers in the image correspond to the numbers in the above description.

Entity: TXP_DE_102		Sticky POV	Jurisdiction (JD): TXP_DE - Germany	Group Filer (GF): None	Source: Source	Jurisdiction Type: TXP_National	Currency: Local	Show Curr Code: No	Data Decimal Places: 2 Decimals	Percent Decimal Place: 2 Decimals
<b>Schedule 02 - Return to Provision</b>										
		2020M12 Activity Provision	2020M12 Return Return	RTP Variance (Return - Prov)	Return at CY Rate National	Brief E				
		TXP_Actual	TXP_ActualRTP	TXP_ActualRTP	TXP_ActualRTP	TXP_A				
<b>RTP Year (Set in Prior Form)</b>		TXP_Gross_Input	2020							
<b>Apply RTP to Month 3 in WF Year (Set in Prior Form)</b>		None	3							
	TXP_ReturnRate - Return Tax Rate	TXP_Rate	1	24.00%						
	TXP_CYRate - CY Tax Rate	TXP_Rate	23.00%		23.00%					
<b>CALC STATUS</b>		TXP_Gross_Input	OK	OK	OK	OK				
	TXP_PreTaxIncome - Pretax Income	TXP_Gross_Input	(375,000.00)	(360,000.00)	15,000.00	(360,000.00)				
	TXP_PTIBA001 - Book Adjustments	TXP_Gross_Input	10,000.00	(10,000.00)	(20,000.00)	(10,000.00)				
	<b>Total Pretax Income Book Adjustments</b>	TXP_Gross_Input	10,000.00	(10,000.00)	(20,000.00)	(10,000.00)				
	<b>Total Adjusted Pretax Income</b>	TXP_Gross_Input	(365,000.00)	(370,000.00)	(5,000.00)	(370,000.00)				
	TXP_PD0005 - Municipal Bond Interest Income - PD	TXP_Gross_Input	(50,000.00)	(55,000.00)	(5,000.00)	(55,000.00)				
	Total Compensation	TXP_Gross_Input	(3,125.00)	(3,000.00)	(125.00)	(3,000.00)				
	TXP_TD0001_Dscr - Temporary Difference 1 - Discrete - TD (to Sch 6a)	TXP_Gross_Input	4,000.00		(4,000.00)					
	TXP_TD0040_Dscr - Accrued Incentive Compensation - Discrete - TD (to Sch 6a)	TXP_Gross_Input	2,000.00		(2,000.00)					
	<b>Total Temporary Differences - Discretes</b>	TXP_Gross_Input	6,000.00		(6,000.00)					
	<b>Total Temporary Differences</b>	TXP_Gross_Input	12,875.00	8,100.00	(4,775.00)	8,100.00				
	<b>Total Taxable Income Before Losses</b>	TXP_Gross_Input	(405,625.00)	(419,400.00)	(13,775.00)	(419,400.00)				
	TXP_TaxLocalDeduction - National Benefit on Local (to Sch 3)	TXP_Gross_Input	(5,585.80)		5,585.80					
	TXP_TaxLocalDeduction_Dscr - National Benefit on Local - Discrete (to Sch 3)	TXP_Gross_Input	(4,426.34)		4,426.34					
	<b>Total National Benefit from Local Expense</b>	TXP_Gross_Input	(10,012.14)		10,012.14					
	<b>Total Taxable Income Before Losses and National Benefit</b>	TXP_Gross_Input	(415,637.14)	(419,400.00)	(3,762.86)	(419,400.00)				
	TXP_TaxLossCF0001 - Capital Loss (to Sch 3)	TXP_Gross_Input								
	TXP_TaxLossCF0002 - NOL (to Sch 3)	TXP_Gross_Input	398,480.02	385,000.00	(13,480.02)	385,000.00				
	<b>Total Tax Losses Carryforward</b>	TXP_Gross_Input	398,480.02	385,000.00	(13,480.02)	385,000.00				
	<b>Total Taxable Income After Losses</b>	TXP_Gross_Input	(17,157.12)	(34,400.00)	(17,242.88)	(34,400.00)				
	<b>Total Taxable Income</b>	TXP_Gross_Input	(17,157.12)	(34,400.00)	(17,242.88)	(34,400.00)				
	<b>Tax Rate</b>	TXP_Rate	23.00%	24.00%		23.00%				
	<b>Total Current Tax on Taxable Income</b>	TXP_Tax_CalcCYNat	(3,946.14)	(8,256.00)	(4,309.86)	(7,912.00)				
	TXP_LocalExp - Local Tax Expense (Taxed)	TXP_Gross_Input	(1,250.00)	(1,000.00)	250.00	(1,000.00)				
	<b>Total Current Income Tax Expense</b>	TXP_Tax_CalcCYNat	(5,196.14)	(9,256.00)	(4,059.86)	(8,912.00)				
	TXP_OtherTax001 - Other Tax 1	TXP_Gross_Input	7,500.00	8,000.00	500.00	8,000.00				
	TXP_OtherTax002 - Other Tax 2	TXP_Gross_Input	(4,000.00)	(2,000.00)	2,000.00	(2,000.00)				
	TXP_TaxCreditCF0002 - R and D Credit (to Sch 3)	TXP_Gross_Input	(6,000.00)	(6,500.00)	(500.00)	(6,500.00)				
	TXP_TaxCreditCF0003 - Foreign Tax Credit (to Sch 3)	TXP_Gross_Input								
	<b>Total Tax Credits Carryforward</b>	TXP_Gross_Input	(6,000.00)	(6,500.00)	(500.00)	(6,500.00)				
	<b>Total Credits and Other Taxes</b>	TXP_Gross_Input	-	(500.00)	(500.00)	(500.00)				
	<b>Total Current Tax Expense per Return</b>	TXP_Tax_CalcCYNat	(5,196.14)	(9,756.00)	(4,559.86)	(9,412.00)				
<b>Apply RTP to Month 3 in WF Year (Set in Prior Form)</b>		None	3							
	TXP_AdjustmentRTP - Return to Provision True-up (to Sch 5)	TXP_Tax_CalcCYNat			(4,215.86)					
	TXP_AdjustmentRC1 - RTP Rate Change Provision (to Sch 5)	TXP_Tax_CalcCYNat			(171.57)					
	TXP_AdjustmentRC2 - RTP Rate Change Variance (to Sch 5)	TXP_Tax_CalcCYNat			(172.43)					
	<b>TXP_AdjustmentRTP_Total - Total RTP Adjustment</b>	TXP_Tax_CalcCYNat			(4,559.86)					
	Variance (TXP_AdjustmentRTP_Total - TXP_CurTaxRet)	TXP_Tax_CalcCYNat			-					

### *Data Process – Local*

Return data is input in the Return column. The process is the same for all RTP years, except for the items noted when the RTP Year is the same as the Seed Year:

The steps are the same as for a national jurisdiction, but with the addition of apportionment tax rate and apportionment data.

- 1) Enter the Apportionment Return Tax Rate and Return Tax rate from the Return year.
- 2) Enter the Return data in the **Return** column.
  - a) **Seed Year:** Enter the RTP variance data in the Return column as there is no tax provision data to calculate a true variance.
  - b) Local jurisdiction only accounts and apportionment accounts are displayed in blue and are only available for the local jurisdiction.
- 3) **Force Calculate** the Return (right click any cell in a TXP\_ActualRTP column).
- 4) **Return** column will calculate at the Apportionment Return Tax Rate & Return Tax Rate.
- 5) **RTP Variance** column will equal the **Return** minus **Provision** (calculated using Business Rules).
- 6) **Return at CY Rate** column.
  - a) Equals the **Return** column for the gross tax (TXP\_Gross\_Input) data and is taxed at the **Apport CY Rate** and **CY Tax Rate** (from the **Provision** column).
  - b) Total Credits and Other Taxes + Local Tax Expense will equal the **Return** column data.
  - c) Total Current Tax Expense per Return will equal the Total Credits and Other Taxes + Local Tax Expense + Total Current Tax on Taxable Income.
- 7) **Total RTP Adjustment section:** The Total Current Tax Expense per Return amount is brought into the Current Provision split into 3 pieces.
  - a) **TXP\_AdjustmentRTP:** Total Current Tax Expense per Return difference: **Return at CY Rate – Provision** (this excludes rate change impact).  
(Green highlighted cells)
  - b) **TXP\_AdjustmentRC1:** Rate change impact on the gross provision amount: = (Gross Total Taxable Income Provision (column) times ((Apport Return Rate \* Return Rate) – (CY Apport Rate \* CY Rate))) + (Gross Apportioned Total Provision times (Return Rate – CY Rate)).  
(Purple highlighted cells)
    - i) **Seed Year:** No provision rate change impact
  - c) **TXP\_AdjustmentRC2:** Rate change impact on the gross RTP variance amount: (Gross Total Taxable Income RTP Variance (column) times the ((Apport Return Rate \* Return Rate) – (CY Apport Rate \* CY Rate))) + (Gross Apportioned Total RTP Variance (column) times (Return Rate – CY Rate)).  
(Red highlighted cells)
  - d) **Variance** compares the Total Current Tax Expense per Return from the Variance column to the Total RTP Adjustment amount.  
(Yellow highlighted cells)

The WF Year is 2021 and the RTP Year is 2020 in the screen shot:

		2020M12 Activity Provision	2020M12 Return	RTP Variance (Return - Prov)	Return at CY Rate Local	Brief Exp
		TXP_Actual	TXP_ActualRTP	TXP_ActualRTP	TXP_ActualRTP	TXP_Actual
RTP Year (Set in Prior Form)			2020			
Apply RTP to Month 2 in WF Year (Set in Prior Form)		None	2			
TXP_ReturnRate - Apport Return Tax Rate		TXP_Apport	7.00%			
TXP_ReturnRate - Return Tax Rate		TXP_Rate	12.00%			
TXP_CYRate - Apport CY Tax rate		TXP_Apport	5.00%		5.00%	
TXP_CYRate - CY Tax Rate		TXP_Rate	9.00%		9.00%	
CALC STATUS						
TXP_PreTaxIncome - Pretax Income		TXP_Gross_Input	OK	OK	OK	
TXP_PTIBA001 - Book Adjustments		TXP_Gross_Input	(375,000.00)	(360,000.00)	15,000.00	(360,000.00)
		TXP_Gross_Input	15,000.00	(10,000.00)	(25,000.00)	(10,000.00)
Total Tax Losses Carryforward		TXP_Gross_Input				
Total Taxable Income After Losses		TXP_Gross_Input	(391,125.00)	(416,100.00)	(24,975.00)	(416,100.00)
Total Taxable Income		TXP_Gross_Input	(391,125.00)	(416,100.00)	(24,975.00)	(416,100.00)
Apport Tax Rate		TXP_Apport	5.00%	7.00%		5.00%
Total Apportioned Taxable Income		TXP_Tax_CalcCYApport	(19,556.25)	(29,127.00)	(9,570.75)	(20,805.00)
TXP_AppTaxLossCF0001 - Apportioned NOL (to Sch 3)		TXP_Gross_Input	19,556.25	62,000.00	42,443.75	62,000.00
Total Apportioned NOL		TXP_Gross_Input	19,556.25	62,000.00	42,443.75	62,000.00
TXP_AppTD0001 - Apportioned Temp Difference 0001 (to Sch 6a)		TXP_Gross_Input	(500.00)	(1,500.00)	(1,000.00)	(1,500.00)
TXP_AppTD0002 - Apportioned Temp Difference 0002 (to Sch 6a)		TXP_Gross_Input	-	(5,000.00)	(5,000.00)	(5,000.00)
TXP_AppTD0003 - Apportioned Temp Difference 0003 (to Sch 6a)		TXP_Gross_Input	-	(400.00)	(400.00)	(400.00)
TXP_AppTD0003_Dscr - Apportioned Temp Difference 0003 - Discrete (to Sch 6a)		TXP_Gross_Input	500.00		(500.00)	
TXP_AppTD0010_Dscr - Apportioned Temp Difference 0010 - Discrete (to Sch 6a)		TXP_Gross_Input	500.00		(500.00)	
Total Apportioned Temporary Differences		TXP_Gross_Input	500.00	(6,900.00)	(7,400.00)	(6,900.00)
TXP_AppPD0001 - Apportioned Perm Difference 0001		TXP_Gross_Input	1,800.00	(1,200.00)	(3,000.00)	(1,200.00)
TXP_AppPD0002 - Apportioned Perm Difference 0002		TXP_Gross_Input	-	2,500.00	2,500.00	2,500.00
TXP_AppPD0002_Dscr - Apportioned Perm Difference 0002 - Discrete		TXP_Gross_Input	500.00		(500.00)	
TXP_AppPD0010_Dscr - Apportioned Perm Difference 0010 - Discrete		TXP_Gross_Input	500.00		(500.00)	
Total Apportioned Permanent Differences		TXP_Gross_Input	2,800.00	1,300.00	(1,500.00)	1,300.00
TXP_Apport_Total - Total Apportioned		TXP_Tax_CalcCYApport	22,856.25	56,400.00	33,543.75	56,400.00
TXP_CurTaxLocalTI - Total Local Taxable Income		TXP_Tax_CalcCYApport	3,300.00	27,273.00	23,973.00	35,595.00
Tax Rate		TXP_Rate	9.00%	12.00%		9.00%
Total Current Tax on Taxable Income		TXP_Tax_CalcCYLocal	297.00	3,272.76	2,975.76	3,203.55
TXP_LocalExp - Local Tax Expense (Taxed)		TXP_Gross_Input		(700.00)	(700.00)	(700.00)
Total Current Income Tax Expense		TXP_Tax_CalcCYLocal	297.00	2,572.76	2,275.76	2,503.55
Total Tax Credits Carryforward		TXP_Gross_Input	(2,000.00)	(3,600.00)	(1,600.00)	(3,600.00)
Total Credits and Other Taxes		TXP_Gross_Input	(2,000.00)	(4,800.00)	(2,800.00)	(4,800.00)
Total Current Tax Expense per Return		TXP_Tax_CalcCYLocal	(1,703.00)	(2,227.24)	(524.24)	(2,296.45)
Apply RTP to Month 2 in WF Year (Set in Prior Form)		None		2		
TXP_AdjustmentRTP - Return to Provision True-up (to Sch 5)		TXP_Tax_CalcCYLocal			(593.45)	
TXP_AdjustmentRC1 - RTP Rate Change Provision (to Sch 5)		TXP_Tax_CalcCYLocal			(839.70)	
TXP_AdjustmentRC2 - RTP Rate Change Variance (to Sch 5)		TXP_Tax_CalcCYLocal			908.91	
TXP_AdjustmentRTP_Total - Total RTP Adjustment		TXP_Tax_CalcCYLocal			(524.24)	
Variance (TXP_AdjustmentRTP_Total - TXP_CurTaxRet)		TXP_Tax_CalcCYLocal			-	

### Data Process notes for Group Filing

When national or local group filing is used, completing Sch 02 RTP is the same as described above in the Data Process section except for the differences noted below.

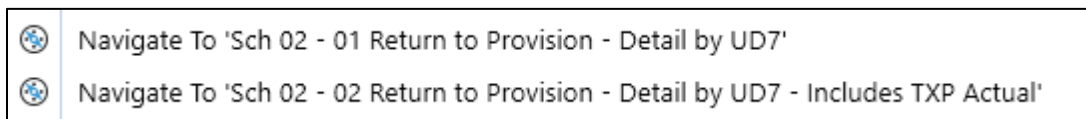
#### National and Local:

In the Dashboard POV the Group Filer (GF) automatically populates with the Parent group filer (UD7). Also, the Tax Rate cells are blank as we are looking at parent level UD7 data.

Schedule 02 - Return to Provision					
	2020M12 Activity Provision	2020M12 Return Return	RTP Variance (Return - Prov)	Return at CY Rate National	Brief Explanation
	TXP_Actual	TXP_ActualRTP	TXP_ActualRTP	TXP_ActualRTP	TXP_ActualRTP
RTP Year (Set in Prior Form)	TXP_Gross_Input	2020			
Apply RTP to Month 2 in WF Year (Set in Prior Form)	None	2			
TXP_ReturnRate - Return Tax Rate	TXP_Rate				
TXP_CYRate - CY Tax Rate	TXP_Rate				
Linked CV					
CALC STATUS	TXP_Gross_Input	OK	OK	OK	OK
TXP_PreTaxIncome - Pretax Income	TXP_Gross_Input	225,000.00	200,000.00	(25,000.00)	200,000.00
TXP_PTIBA001 - Book Adjustments	TXP_Gross_Input	(20,000.00)	(18,000.00)	2,000.00	(18,000.00)
<b>Total Pretax Income Book Adjustments</b>	<b>TXP_Gross_Input</b>	<b>(20,000.00)</b>	<b>(18,000.00)</b>	<b>2,000.00</b>	<b>(18,000.00)</b>
<b>Total Adjusted Pretax Income</b>	<b>TXP_Gross_Input</b>	<b>205,000.00</b>	<b>182,000.00</b>	<b>(23,000.00)</b>	<b>182,000.00</b>
TXP_PD0005 - Municipal Bond Interest Income - PD	TXP_Gross_Input	(30,000.00)	(31,000.00)	(1,000.00)	(31,000.00)
TXP_PD0010 - Interest Cost to Carry Municipal Bonds - PD	TXP_Gross_Input	(19,000.00)	(18,000.00)	1,000.00	(18,000.00)
TXP_PD0015 - Subpart F Income - PD	TXP_Gross_Input				

Entering data in the filer members (UD7) is done through a linked cube view:

- Right click on any cell in the **Return** column.
- Select either Sch 02 – 01 or Sch 02 – 02.



- The filer members (UD7) assigned to the return year for the entity / jurisdiction combination will display in the columns.
- To review the filer members assigned to the filer entity and **Tax Rates Used** for the return to provision group filing definition see:
  - National: [Schedule LP 11a ActualRTP Nat GF – Enter Definitions](#)
  - Local: [Schedule LP 12a ActualRTP Local GF – Enter Definitions](#)

The assigned Tax Rates Used will drive the cells open to input for the filer member.

#### Tax Rates Used: **Filer Rates**

1. Enter the same return tax rate(s) for each filer member.
2. **Taxable Income Before Losses** account data is open to input for all filer members.

**3. Accounts after Taxable Income Before Losses data are open to input for only the group filer member.**

The examples below show **Sch 02 – 02 Return to Provision** for a national group filer and **Filer Rates** for WF year 2021 and return year 2020. The numbers correspond to Filer Rates above.

Schedule 02 - Return to Provision - TXP_CA_101 (CA 101 Entity) - JD: TXP_CA - Currency: Local										
	Dec 2020	Dec 2020	Dec 2020	Dec 2020	Dec 2020	Dec 2020	Dec 2020	Dec 2020	Dec 2020	
	TXP_ActualRTP	Return	TXP_CA_101	TXP_CA_102	TXP_CA_108	TXP_Actual	Provision	TXP_CA_101	TXP_CA_102	TXP_CA_108
	TXP_Canada_Total	Linked CV	Linked CV	Linked CV		TXP_Canada_Total	Linked CV	Linked CV	Linked CV	
<b>RTP Year (Set in Prior Form)</b>										
<b>Apply RTP to Month 2 in WF Year (Set in Prior Form)</b>										
Tax Rate		18.00%	18.00%	18.00%			17.00%	17.00%	17.00%	
<b>CALC STATUS</b>		OK				OK				
TXP_PreTaxIncome - Pretax Income	TXP_Gross_Input	200,000.00	375,000.00	(205,000.00)	30,000.00	225,000.00	400,000.00	(200,000.00)		25,000.00
TXP_PTIBA001 - Book Adjustments	TXP_Gross_Input	(18,000.00)	11,000.00	(20,000.00)	(9,000.00)	(20,000.00)	10,000.00	(20,000.00)		(10,000.00)
<b>Total Pretax Income Book Adjustments</b>	<b>TXP_Gross_Input</b>	<b>(18,000.00)</b>	<b>11,000.00</b>	<b>(20,000.00)</b>	<b>(9,000.00)</b>	<b>(20,000.00)</b>	<b>10,000.00</b>	<b>(20,000.00)</b>		<b>(10,000.00)</b>
<b>Total Adjusted Pretax Income</b>	<b>TXP_Gross_Input</b>	<b>182,000.00</b>	<b>386,000.00</b>	<b>(225,000.00)</b>	<b>21,000.00</b>	<b>205,000.00</b>	<b>410,000.00</b>	<b>(220,000.00)</b>		<b>15,000.00</b>
TXP_PD0005 - Municipal Bond Interest Income - PD	TXP_Gross_Input	(31,000.00)	(15,000.00)	(11,000.00)	(5,000.00)	(30,000.00)	(15,000.00)	(10,000.00)		(5,000.00)
TXP_PD0010 - Interest Cost to Carry Municipal Bonds - PD	TXP_Gross_Input	(18,000.00)	(12,000.00)	7,000.00	(13,000.00)	(19,000.00)	(10,000.00)	5,000.00		(14,000.00)
TXP_PD0015 - Subpart F Income - PD	TXP_Gross_Input									
TXP_PD0020 - Section 78 Gross Up - PD	TXP_Gross_Input									
TXP_PD0025 - Dividends Received Deduction 80% - PD	TXP_Gross_Input									
TXP_PD0030 - Dividends Received Deduction 70% - PD	TXP_Gross_Input									
TXP_PD0035 - Nondeductible Meals and Entertainment - PD	TXP_Gross_Input									
TXP_PD0040 - Lobbying Expenses - PD	TXP_Gross_Input									
TXP_PD0001_Dscr - Permanent Difference 1 - Discrete - PD	TXP_Gross_Input									
TXP_PD0040_Dscr - Lobbying Expenses - Discrete - PD	TXP_Gross_Input									
<b>Total Permanent Differences</b>	<b>TXP_Gross_Input</b>	<b>(49,000.00)</b>	<b>(27,000.00)</b>	<b>(4,000.00)</b>	<b>(18,000.00)</b>	<b>(49,000.00)</b>	<b>(25,000.00)</b>	<b>(5,000.00)</b>		<b>(19,000.00)</b>
<b>Total Taxable Income Before Temps</b>	<b>TXP_Gross_Input</b>	<b>133,000.00</b>	<b>359,000.00</b>	<b>(229,000.00)</b>	<b>3,000.00</b>	<b>156,000.00</b>	<b>385,000.00</b>	<b>(225,000.00)</b>		<b>(4,000.00)</b>
TXP_TD0005 - Tax Depreciation - TD (to Sch 6a)	TXP_Gross_Input									
TXP_TD0010 - Book Depreciation - TD (to Sch 6a)	TXP_Gross_Input									
TXP_TD0015 - Tax Gain / Loss on Sale of Assets - TD (to Sch 6a)	TXP_Gross_Input									
TXP_TD0020 - Book Gain / Loss on Sale of Assets - TD (to Sch 6a)	TXP_Gross_Input									
<b>Total Fixed and Intangible Assets - TD</b>	<b>TXP_Gross_Input</b>									
TXP_TD0025 - Bad Debt Reserve - TD (to Sch 6a)	TXP_Gross_Input									
TXP_TD0030 - Legal Fee Reserve - TD (to Sch 6a)	TXP_Gross_Input	13,500.00	(3,000.00)	10,000.00	6,500.00	9,000.00	(5,000.00)	8,000.00		6,000.00
TXP_TD0035 - Contingency Reserve - TD (to Sch 6a)	TXP_Gross_Input									
<b>Total Reserves and Accruals - TD</b>	<b>TXP_Gross_Input</b>	<b>13,500.00</b>	<b>(3,000.00)</b>	<b>10,000.00</b>	<b>6,500.00</b>	<b>9,000.00</b>	<b>(5,000.00)</b>	<b>8,000.00</b>		<b>6,000.00</b>
TXP_TD0040 - Accrued Incentive Compensation - TD (to Sch 6a)	TXP_Gross_Input	17,500.00	(14,000.00)	7,500.00	24,000.00	14,000.00	(14,000.00)	7,000.00		21,000.00
TXP_TD0045 - Deferred Compensation - TD (to Sch 6a)	TXP_Gross_Input									
TXP_TD0050 - Long Term Incentive Plan - TD (to Sch 6a)	TXP_Gross_Input									
<b>Total Compensation</b>	<b>TXP_Gross_Input</b>	<b>17,500.00</b>	<b>(14,000.00)</b>	<b>7,500.00</b>	<b>24,000.00</b>	<b>14,000.00</b>	<b>(14,000.00)</b>	<b>7,000.00</b>		<b>21,000.00</b>
TXP_TD0001_Dscr - Temporary Difference 1 - Discrete - TD (to Sch 6a)	TXP_Gross_Input									
TXP_TD0040_Dscr - Accrued Incentive Compensation - Discrete - TD (to Sch 6a)	TXP_Gross_Input									
<b>Total Temporary Differences - Discretes</b>	<b>TXP_Gross_Input</b>									
<b>Total Temporary Differences</b>	<b>TXP_Gross_Input</b>	<b>31,000.00</b>	<b>(17,000.00)</b>	<b>17,500.00</b>	<b>30,500.00</b>	<b>23,000.00</b>	<b>(19,000.00)</b>	<b>15,000.00</b>		<b>27,000.00</b>
<b>Total Taxable Income Before Losses</b>	<b>TXP_Gross_Input</b>	<b>164,000.00</b>	<b>342,000.00</b>	<b>(211,500.00)</b>	<b>33,500.00</b>	<b>179,000.00</b>	<b>366,000.00</b>	<b>(210,000.00)</b>		<b>23,000.00</b>

		Dec 2020	Dec 2020	Dec 2020	Dec 2020	Dec 2020	Dec 2020	Dec 2020	Dec 2020
		TXP_ActualRTP	Return	TXP_CA_102	TXP_CA_108	TXP_Actual	Provision	TXP_CA_102	TXP_CA_108
		TXP_Canada.Total	TXP_CA_101			TXP_Canada.Total	TXP_CA_101		
<b>Total Taxable Income Before Losses</b>	TXP_Gross_Input	164,000.00	342,000.00	(211,500.00)	33,500.00	179,000.00	366,000.00	(210,000.00)	23,000.00
TXP_TaxLocalDeduction - National Benefit on Local (to Sch 3)	TXP_Gross_Input	(31,000.00)	(25,000.00)	(6,000.00)		(24,658.40)	(19,555.90)	(5,102.50)	
TXP_TaxLocalDeduction_Dscr - National Benefit on Local - Discrete (to Sch 3)	TXP_Gross_Input					(6,018.06)	(5,363.01)	(655.05)	
<b>Total National Benefit from Local Expense</b>	TXP_Gross_Input	(31,000.00)	(25,000.00)	(6,000.00)		(30,676.46)	(24,918.91)	(5,757.55)	
<b>Total Taxable Income Before Losses and National Benefit</b>	TXP_Gross_Input	133,000.00	317,000.00	(217,500.00)	33,500.00	148,323.54	341,081.09	(215,757.55)	23,000.00
TXP_TaxLossCF0001 - Capital Loss (to Sch 3)	TXP_Gross_Input	(25,000.00)	(25,000.00)			(30,000.00)	(30,000.00)		
TXP_TaxLossCF0002 - NOL (to Sch 3)	TXP_Gross_Input	190,000.00	190,000.00			200,000.00	200,000.00		
<b>Total Tax Losses Carryforward</b>	TXP_Gross_Input	165,000.00	165,000.00			170,000.00	170,000.00		
<b>Total Taxable Income After Losses</b>	TXP_Gross_Input	298,000.00	482,000.00	(217,500.00)	33,500.00	318,323.54	511,081.09	(215,757.55)	23,000.00
<b>Total Taxable Income</b>	TXP_Gross_Input	298,000.00	482,000.00	(217,500.00)	33,500.00	318,323.54	511,081.09	(215,757.55)	23,000.00
<b>Tax Rate</b>	TXP_Rate		18.00%	18.00%	18.00%		17.00%	17.00%	17.00%
<b>Total Current Tax on Taxable Income</b>	TXP_Tax_CalcCYNat	53,640.00	86,760.00	(39,150.00)	6,030.00	54,115.00	86,883.79	(36,678.78)	3,910.00
TXP_LocalExp - Local Tax Expense (Taxed)	TXP_Gross_Input	2,700.00	2,700.00			2,500.00	2,500.00		
<b>Total Current Income Tax Expense</b>	TXP_Tax_CalcCYNat	56,340.00	89,460.00	(39,150.00)	6,030.00	56,615.00	89,383.79	(36,678.78)	3,910.00
TXP_OtherTax001 - Other Tax 1	TXP_Gross_Input	(2,500.00)	(2,500.00)			(1,500.00)	(1,500.00)		
TXP_OtherTax002 - Other Tax 2	TXP_Gross_Input	(1,700.00)	(1,700.00)						
TXP_OtherTax003 - Other Tax 3	TXP_Gross_Input								
TXP_OtherTax004 - Other Tax 4	TXP_Gross_Input								
TXP_OtherTax005 - Other Tax 5	TXP_Gross_Input								
TXP_OtherTax006 - Other Tax 6	TXP_Gross_Input								
TXP_OtherTax006_Dscr - Other Tax 6 - Discrete	TXP_Gross_Input								
TXP_OtherTax010_Dscr - Other Tax 10 - Discrete	TXP_Gross_Input								
<b>Total Other Taxes</b>	TXP_Gross_Input	(4,200.00)	(4,200.00)			(1,500.00)	(1,500.00)		
TXP_TaxCreditCF0001 - Tax Credit Carryforward (to Sch 3)	TXP_Gross_Input								
TXP_TaxCreditCF0002 - R and D Credit (to Sch 3)	TXP_Gross_Input	(12,000.00)	(12,000.00)			(14,000.00)	(14,000.00)		
TXP_TaxCreditCF0003 - Foreign Tax Credit (to Sch 3)	TXP_Gross_Input								
<b>Total Tax Credits Carryforward</b>	TXP_Gross_Input	(12,000.00)	(12,000.00)			(14,000.00)	(14,000.00)		
<b>Total Credits and Other Taxes</b>	TXP_Gross_Input	(16,200.00)	(16,200.00)			(15,500.00)	(15,500.00)		
<b>Total Current Tax Expense per Return</b>	TXP_Tax_CalcCYNat	40,140.00	73,260.00	(39,150.00)	6,030.00	41,115.00	73,883.79	(36,678.78)	3,910.00

**Tax Rates Used: Individual Rates**

1. Enter the return tax rate(s) for each filer member.
2. All base accounts are open to data input for all filer members.


The example below shows **Sch 02 – 01 Return to Provision** for a local group filer and **Individual Rates** for WF year 2021 and return year 2020.



Schedule 02 - Return to Provision - Jan 2021 - TXP\_US\_107 (US 107 Entity) - JD: TXP\_US\_GA - Curre

		2020M12 Return Period		2020M12 Return Period	
		Return	Return	Return	Return
		TXP_ActualRTP	TXP_ActualRTP	TXP_ActualRTP	TXP_ActualRTP
		TXP_US_Total	TXP_US_107	TXP_US_118	TXP_US_118
			Linked CV	Linked CV	Linked CV
			2020	2020	2020
<b>RTP Year (Set in Prior Form)</b>	<b>TXP_Gross_Input</b>				
<b>Apply RTP to Month 1 in WF Year (Set in Prior Form)</b>	<b>None</b>				
TXP_ReturnRate - Apport Return Tax Rate	TXP_Apport		9.00%	21.00%	
TXP_ReturnRate - Return Tax Rate	TXP_Rate		7.00%	7.00%	
<b>CALC STATUS</b>	<b>TXP_Gross_Input</b>	<b>OK</b>	<b>OK</b>	<b>OK</b>	
TXP_PreTaxIncome - Pretax Income	TXP_Gross_Input	1,640,000.00	660,000.00	980,000.00	
TXP_PTIBA001 - Book Adjustments	TXP_Gross_Input	(49,000.00)	(19,000.00)	(30,000.00)	
<b>Total Pretax Income Book Adjustments</b>	<b>TXP_Gross_Input</b>	<b>(49,000.00)</b>	<b>(19,000.00)</b>	<b>(30,000.00)</b>	
<b>Total Adjusted Pretax Income</b>	<b>TXP_Gross_Input</b>	<b>1,591,000.00</b>	<b>641,000.00</b>	<b>950,000.00</b>	
TXP_PD0005 - Municipal Bond Interest Income - PD	TXP_Gross_Input	(85,100.00)	(65,100.00)	(20,000.00)	
<b>Total Taxable Income After Losses</b>	<b>TXP_Gross_Input</b>	<b>1,481,650.00</b>	<b>546,700.00</b>	<b>934,950.00</b>	
<b>Total Taxable Income</b>	<b>TXP_Gross_Input</b>	<b>1,481,650.00</b>	<b>546,700.00</b>	<b>934,950.00</b>	
<b>Apport Tax Rate</b>	<b>TXP_Apport</b>		9.00%	21.00%	
<b>Total Apportioned Taxable Income</b>	<b>TXP_Tax_CalcCYApport</b>	<b>245,542.50</b>	<b>49,203.00</b>	<b>196,339.50</b>	
TXP_AppTaxLossCF0001 - Apportioned NOL (to Sch 3)	TXP_Gross_Input	(47,000.00)	(19,000.00)	(28,000.00)	
<b>Total Apportioned NOL</b>	<b>TXP_Gross_Input</b>	<b>(47,000.00)</b>	<b>(19,000.00)</b>	<b>(28,000.00)</b>	
TXP_AppTD0001 - Apportioned Temp Difference 0001 (to Sch 6a)	TXP_Gross_Input				
TXP_AppTD0002 - Apportioned Temp Difference 0002 (to Sch 6a)	TXP_Gross_Input	(2,500.00)	(2,500.00)		
TXP_AppTD0003 - Apportioned Temp Difference 0003 (to Sch 6a)	TXP_Gross_Input	4,700.00	4,000.00	700.00	
TXP_AppTD0003_Dscr - Apportioned Temp Difference 0003 - Discrete (to Sch 6a)	TXP_Gross_Input				
TXP_AppTD0010_Dscr - Apportioned Temp Difference 0010 - Discrete (to Sch 6a)	TXP_Gross_Input				
<b>Total Apportioned Temporary Differences</b>	<b>TXP_Gross_Input</b>	<b>2,200.00</b>	<b>1,500.00</b>	<b>700.00</b>	
TXP_AppPD0001 - Apportioned Perm Difference 0001	TXP_Gross_Input	1,200.00	1,200.00		
TXP_AppPD0002 - Apportioned Perm Difference 0002	TXP_Gross_Input	2,200.00	3,100.00	(900.00)	
TXP_AppPD0002_Dscr - Apportioned Perm Difference 0002 - Discrete	TXP_Gross_Input				
TXP_AppPD0010_Dscr - Apportioned Perm Difference 0010 - Discrete	TXP_Gross_Input				
<b>Total Apportioned Permanent Differences</b>	<b>TXP_Gross_Input</b>	<b>3,400.00</b>	<b>4,300.00</b>	<b>(900.00)</b>	
<b>TXP_Apport_Total - Total Apportioned</b>	<b>TXP_Tax_CalcCYApport</b>	<b>(41,400.00)</b>	<b>(13,200.00)</b>	<b>(28,200.00)</b>	
<b>TXP_CurTaxLocalTI - Total Local Taxable Income</b>	<b>TXP_Tax_CalcCYApport</b>	<b>204,142.50</b>	<b>36,003.00</b>	<b>168,139.50</b>	
<b>Tax Rate</b>	<b>TXP_Rate</b>		7.00%	7.00%	
<b>Total Current Tax on Taxable Income</b>	<b>TXP_Tax_CalcCYLocal</b>	<b>14,289.98</b>	<b>2,520.21</b>	<b>11,769.77</b>	
TXP_LocalExp - Local Tax Expense (Taxed)	TXP_Gross_Input				
<b>Total Currrent Income Tax Expense</b>	<b>TXP_Tax_CalcCYLocal</b>	<b>14,289.98</b>	<b>2,520.21</b>	<b>11,769.77</b>	
TXP_OtherTax001 - Other Tax 1	TXP_Gross_Input				
TXP_OtherTax002 - Other Tax 2	TXP_Gross_Input	1,700.00	1,700.00		
<b>Total Tax Credits Carryforward</b>	<b>TXP_Gross_Input</b>	<b>(2,000.00)</b>		<b>(2,000.00)</b>	
<b>Total Credits and Other Taxes</b>	<b>TXP_Gross_Input</b>	<b>400.00</b>	<b>1,700.00</b>	<b>(1,300.00)</b>	
<b>Total Current Tax Expense per Return</b>	<b>TXP_Tax_CalcCYLocal</b>	<b>14,689.98</b>	<b>4,220.21</b>	<b>10,469.77</b>	

Linked cube view **Sch 02 – 03** is available from either linked cube view Sch 02 – 01 or Sch 02 – 02. Right click on any cell in a filer member column to display the RTP and Actual provision data side by side for that filer member only.

 Navigate To 'Sch 2 - 03 Return to Provision - One UD7 - Compare Actual to ActualRTP'

Sch 02 - 03 Return to Provision - One UD7 - Compare Actual to ActualRTP - Linked From Sch 02 - 01 Return to Provision - Detail by UD7 - E#TXP\_US\_107:C#USD:T#2020M12:F#

Schedule 02 - Return to Provision - TXP\_US\_107 (US 107 Entity) - JD: TXP\_US\_GA - Currency: Local

	Dec 2020 TXP_Actual - Provision TXP_US_118	Dec 2020 TXP_ActualRTP - Return TXP_US_118	Dec 2020 Variance TXP_US_118
<b>RTP Year (Set in Prior Form)</b>			
<b>Apply RTP to Month 1 in WF Year (Set in Prior Form)</b>			
Apport Tax Rate	19.00%	21.00%	
Tax Rate	6.00%	7.00%	
<b>CALC STATUS</b>			
TXP_Gross_Input	OK	OK	
TXP_PreTaxIncome - Pretax Income	975,000.00	980,000.00	5,000.00
TXP_PTIBA001 - Book Adjustments	(72,500.00)	(30,000.00)	42,500.00
<b>Total Pretax Income Book Adjustments</b>	<b>(72,500.00)</b>	<b>(30,000.00)</b>	<b>42,500.00</b>
<b>Total Adjusted Pretax Income</b>	<b>902,500.00</b>	<b>950,000.00</b>	<b>47,500.00</b>
TXP_PD0005 - Municipal Bond Interest Income - PD	(19,500.00)	(20,000.00)	(500.00)
TXP_PD0010 - Interest Cost to Carry Municipal Bonds - PD	(9,100.00)	(10,000.00)	(900.00)
TXP_PD0015 - Subpart F Income - PD	(2,600.00)	(1,000.00)	1,600.00
TXP_PD0020 - Section 78 Gross Up - PD	6,500.00	8,000.00	1,500.00
TXP_PD0025 - Dividends Received Deduction 80% - PD	15,600.00	5,600.00	(10,000.00)

### Schedule 03 Tax Attributes

For Tax Losses, Tax Credits and Apportioned NOL (Local Jurisdictions only):

- All accounts track data by year, up to 19 years.
- The last year will hold the data for Year 20 and beyond, calculated using rules.
- Tax data input in this Form is Gross.
- Subtotals for each Tax Attribute account are copied over to [Schedule 06a Deferred Tax Gross](#) using Business Rules.

### Dashboard POV Selection

The POV selections available are based on the workflow type and the group filing status.

#### Workflow Type: Entity

When group filing is no for national and / or local jurisdictions:

- Entity -> Workflow entity
- Jurisdiction (JD) -> National / local jurisdictions
- Group Filer (GF) -> None member (UD7)

#### Workflow Type: Group Filer (National)

When using group filing for a national jurisdiction:

- Entity -> National filer entity
- Jurisdiction (JD) -> National jurisdiction
- Group Filer (GF) -> Based on filer members (UD7) and tax rates used

Tax Rates Used:

- Filer rates: -> only the group filer member is available for input

**Workflow Type: Group Filer (Local)**

When using group filing for a local jurisdiction:

- Entity -> Local filer entity
- Jurisdiction (JD) -> Local jurisdictions assigned to local filer entity
- Group Filer (GF) -> Based on filer members (UD7) and tax rates used

Tax Rates Used:

- Filer rates: -> only the group filer member is available for input
- Individual rates: -> all filer members available for input

**Data Process**

Once the Dashboard POV has been selected, the data process is the same for the entity and jurisdiction regardless of group filing status.

**Data flows by account and activity (flow) member:**

From:

- Return True-Up CY (1) from Schedule 02 RTP
- Tax Loss Created CY (2) Schedule 05 Current Provision

To:

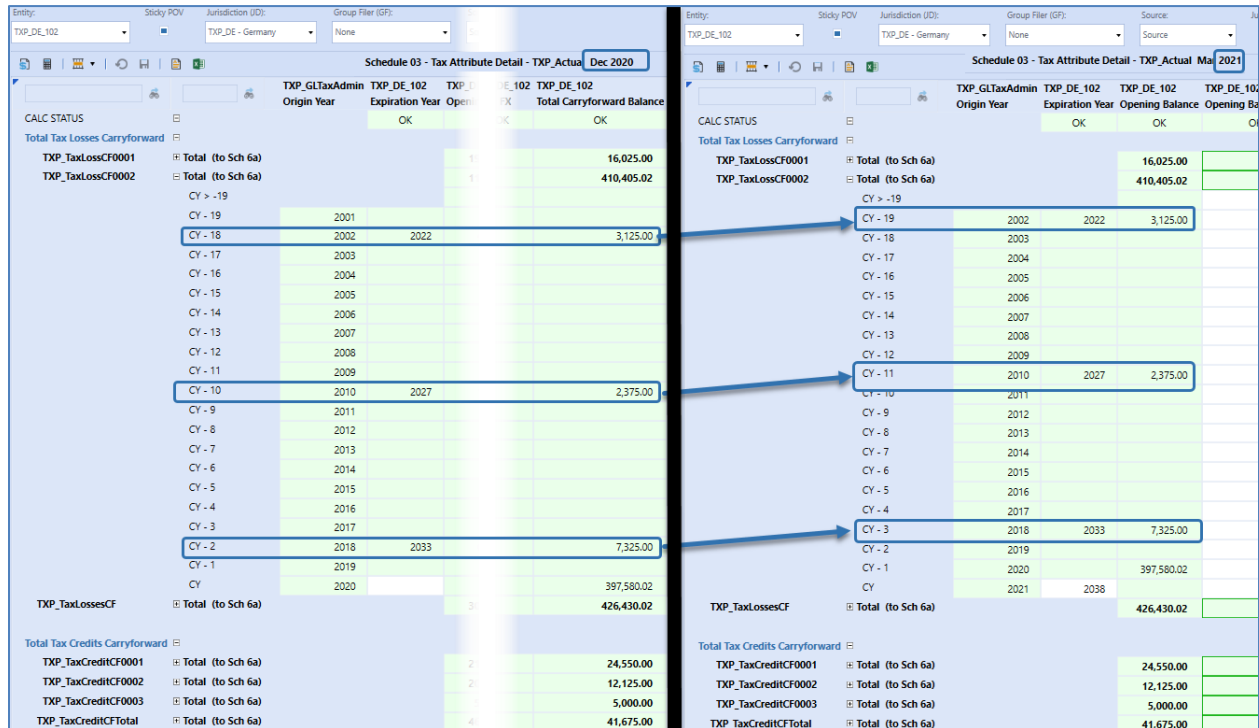
- Subtotal Utilization (3) to Schedule 05 Current Provision
- Subtotal Tax Credit: Created + Expiring + Deferred Other 1 (4) to Schedule 06a Deferred Tax
- Subtotal Tax Loss: Expiring + Deferred Other 1 (5) to Schedule 06a Deferred Tax
- Subtotals (6 & 7) to Schedule 06a Deferred Tax

The numbers in the screen shot below correlate to the numbers in the Data Flows above.

The screenshot shows a detailed financial spreadsheet with columns for various tax accounts and rows for different years. Circled numbers 1 through 7 are placed over specific data points to illustrate the data flows described in the text above. For example, '1' is over a value in the 'Total Adjusted Opening Balance - Created' column, and '3' is over a value in the 'Total Tax Credits Carryforward' row.

In this Form, the Origin Year is informational only to view the year referenced for CY, CY-1, etc. Data is in the entity TXP\_GLTaxAdmin. CY >-19 applies to multiple years and is therefore left blank.

To populate the Expiration Year and the Opening Balances, Force Calculate the form.



**Data Process Notes:**

- Input activity data.
- **Expiration Year** only has the CY (current year) open to input.
- **Return True-Up** is populated via business rules.
- Tax **Losses Created** is populated from Sch 05 Current Provision via business rules.
- Tax **Credits Created** are entered in this form and populates Sch 06a Deferred Tax.
- Local Jurisdictions also have an Apportioned NOL account:
  - Typically, the local jurisdiction will have either an NOL or an Apportioned NOL, but not both.
  - This account will be displayed for local jurisdictions only.
- **Brief Explanation** – displays the same information in Local or USD (C#Local is used for both POVs).

**Calculate/Force Calculate** to populate Schedule 06a and Schedule 05 with relevant Tax Attribute data from Schedule 03.

For a non-USD entity, change the currency selected in the POV to USD and Force Translate. This will calculate the FX for this data.

Screenshot of a software interface showing a tax schedule summary table and a drill-down table. A callout box points to a cell in the summary table with the text "Drill down to see the details."

Entity	Sticky POV	Jurisdiction (JD)	Group Filer (GF)	Source	Jurisdiction Type	Currency	Show Curr Code	Data Decimal Places	Row Expansion
TXP_DE_102		TXP_DE - Germany	None	Source	TXP_National	USD	No	2 Decimals	Collapse All

Schedule 03 - Tax Attribute Detail - TXP_Actual Dec 2020										
	TXP_DE_102	TXP_DE_102	TXP_DE_102	TXP_DE_102	TXP_DE_102	TXP_DE_102	TXP_DE_102	TXP_DE_102	TXP_DE_102	TXP_DE_102
	OK	OK	OK	OK	OK	OK	OK	OK	OK	OK
<b>Total (to Sch 6a)</b>	<b>(770.16)</b>	<b>034.16</b>	<b>034.16</b>	<b>034.16</b>	<b>034.16</b>	<b>034.16</b>	<b>034.16</b>	<b>034.16</b>	<b>034.16</b>	<b>17,503.80</b>
<b>Total FX</b>										<b>2,178.75</b>

Results For Most Recent Drill Down											
Amount	Cube	Entity	Parent	Consolidation	Scenario	Time	View	Account	Flow	Origin	IC
2,102.57	XFW_TXP - Tax Provision	TXP_DE_102 - DE 102 Entity		USD	TXP_Actual - Tax Actuals	2020M12	YTD	TXP_TaxLossCF0001 - Capital Loss	TXP_FXOpenBalTLC - FX Opening Balance	BeforeAdj	N
-46.30	XFW_TXP - Tax Provision	TXP_DE_102 - DE 102 Entity		USD	TXP_Actual - Tax Actuals	2020M12	YTD	TXP_TaxLossCF0001 - Capital Loss	TXP_FXCYTLC - FX Current Period Activity	BeforeAdj	N
122.48	XFW_TXP - Tax Provision	TXP_DE_102 - DE 102 Entity		USD	TXP_Actual - Tax Actuals	2020M12	YTD	TXP_TaxLossCF0001 - Capital Loss	TXP_FXPriorPeriodTLC - FX Prior Period Activity	BeforeAdj	N

### Schedule 04 Tax Payments

User enters monthly tax payment/refund amount, year that payment/refund relates to, and an explanation.

#### Dashboard POV Selection

All workflows will have the same dashboard POV. The member for Group Filer (GF) is based on jurisdiction group filing status of yes or no.

Group Filing status: No -> The Group Filer (GF) member is **None**

Screenshot of software interface for Schedule 04 - Tax Payments and Refunds. The Group Filer (GF) dropdown is set to "None".

Entity	Sticky POV	Jurisdiction (JD)	Group Filer (GF)	Source	Jurisdiction Type	Currency	Show Curr Code	Data Decimal Places	Refresh Data
TXP_DE_102		TXP_DE - Germany	None	Source	TXP_National	Local	No	2 Decimals	Refresh Data

Group Filing status: Yes -> The Group Filer (GF) member is the **Group Filer**

Screenshot of software interface for Schedule 04 - Tax Payments and Refunds. The Group Filer (GF) dropdown is set to "TXP\_CA\_101".

Entity	Sticky POV	Jurisdiction (JD)	Group Filer (GF)	Source	Jurisdiction Type	Currency	Show Curr Code	Data Decimal Places	Refresh Data
TXP_CA_101		TXP_CA - Canada	TXP_CA_101	Source	TXP_National	Local	No	2 Decimals	Refresh Data

#### Data Process

Data amounts will be displayed in Schedule 07 Tax Account Reconciliation. The user does not need to perform a Calculate in order for the data to display in Schedule 07 as the same POV is used.

#### Tax Year:

- The year is manual input and optional.
- If an invalid year is entered an error message will display and the year must be fixed before the value is saved.

	CALC STATUS	Tax Year	Amount	Brief Explanation
<b>Prior Year</b>				
<b>Cash Payments:</b>				
Jan	OK			
Feb	OK			
Mar	OK	2014	2,025	
Apr	OK		-	
May	OK		-	
Jun	OK	2026	1,500	
Jul	OK		-	
Aug	OK		-	
Sep				
Oct				
Nov				
Dec				
<b>Total PY Cash Payments (to Sch 7)</b>				
<b>(Refunds Received):</b>				
Jan				
Feb				
Mar				

**Extensible Finance**

Error 4Y-03 SaveDataEventHandler:  
 You have entered an incorrect year. Adjust the year to be **>= 2004**  
 and **<= 2020 (WF year)**.

Entity: TXP\_US\_107 Acct: TXP\_TxRPayPY JD: TXP\_US  
 UD7: None  
 Year entered: 2026

... OK

**Amount:**

- Data is input as periodic not YTD.
- Data can be input for the current WF period up to December of the current year.

Entity: TXP\_US\_107    Sticky POV    Jurisdiction (JD): TXP\_US\_GA - Georgia    Group Filer (GF): TXP\_US\_107    Source: Source    Jurisdiction Type: TXP\_Local    Currency: Local    Show Curr Code: No    Data Decimal Places: 2 Decimals    Refresh Data

Schedule 04 - Tax Payments and Refunds - TXP\_Actual Jun 2021

	CALC STATUS	Tax Year	Amount	Brief Explanation
<b>Prior Year</b>				
<b>Cash Payments:</b>				
Jan	OK			
Feb	OK			
Mar	OK	2017	2,100.00	
Apr	OK			
May	OK			
Jun	OK			
Jul	OK			
Aug	OK			
Sep	OK			
Oct	OK		-	
Nov	OK		-	
Dec	OK		(500.00)	
<b>Total PY Refunds Received (to Sch 7)</b>	<b>OK</b>		<b>(1,000.00)</b>	
<b>Current Year</b>				
<b>Cash Payments:</b>				
Jan	OK			
Feb	OK			
Mar	OK		5,000.00	
Apr	OK		-	
May	OK		-	
Jun	OK		3,000.00	
Jul	OK		-	
Aug	OK		-	
Sep	OK		5,000.00	
Oct	OK		-	
Nov	OK		-	
Dec	OK		5,000.00	
<b>Total CY Cash Payments (to Sch 7)</b>	<b>OK</b>		<b>18,000.00</b>	
<b>(Refunds Received):</b>				
Jan	OK			
Feb	OK			
Mar	OK		(200.00)	
Apr	OK			
May	OK			
Jun	OK			
Jul	OK			
Aug	OK			
Sep	OK			
Oct	OK		-	
Nov	OK		-	
Dec	OK		1,500.00	
<b>Total Foreign Withholding Tax Payments (to Sch 7)</b>	<b>OK</b>		<b>3,000.00</b>	
<b>Total Payments (Refunds)</b>	<b>OK</b>		<b>21,700.00</b>	

### Schedule 05 Current Provision

We now move into the Workpapers portion of the data flow. The Current Provision calculates the Current Income Tax Expense for the entity, jurisdiction, group filer (UD7) combination. Update this schedule with the activity amounts required to calculate the current income tax expense.

#### Dashboard POV Selection

The POV selections available are based on the workflow type and the group filing status.

#### Workflow Type: Entity

When group filing is no for national and / or local jurisdictions:

- Entity -> Workflow entity
- Jurisdiction (JD) -> National / local jurisdictions

- Group Filer (GF) -> None member (UD7)

**Local Jurisdictions:**

For local jurisdictions with no group filing where the national jurisdiction's taxable income before loss data serves as the basis for local tax provision a data copy may be run to seed the local taxable income before loss with the national data. The local data can then be adjusted as needed.

The data copy process is the same for an entity with national group filing status of yes or no.

Optional:

- Run the data copy **DM 20a Copy National to Local – Provision:** see [this section](#).
- Re-run DM 20a if the national data has changed.
- The administrator has access to run a bulk copy that will copy the data for all entities and all jurisdictions within the national jurisdiction. See [Execute Bulk Data Copy](#).
- Return to Schedule 05 and select the Dashboard POV.

Next go to [Data process](#).

**Workflow Type: Entity -> National Group Filing Preparation**

When using national group filing there is a “data preparation” step to complete before the tax provision process for the national filer entity and filer members is started. This step is done through an entity workflow not in the group filer workflow. This data preparation step also applies to temporary differences in Schedule 06a Deferred Tax Gross Source.

Each entity begins with data in taxable income before loss in the **None** Group Filer (UD7) member. This data is then copied over to the Entity filer, jurisdiction and Group Filer (UD7) filer member. For example, data entered in entity TXP\_CA\_102, jurisdiction TXP\_CA and group filer member (UD7) None is then copied over to entity TXP\_CA\_101 (assigned filer entity), jurisdiction TXP\_CA and group filer member (UD7) TXP\_CA\_102.

**Step 1** Select POV: national jurisdiction data preparation:

- Entity -> National entity
- Jurisdiction (JD) -> National jurisdiction
- Group Filer (GF) -> None member (UD7)

**Step 2** Input data in Taxable Income Before Loss accounts. See [Data process](#) for information on how the form is laid out and data flows.

Note in the screen shot below no tax rates are displayed as this POV will not have a tax calculation. The tax calculation will be on the Entity, Jurisdiction, Group Filer (GF) member POV.



Entity: TXP_CA_102		Sticky POV	Jurisdiction (JD): TXP_CA - Canada	Group Filer (GF): None	Source: Source	Jurisdiction Type: TXP_National	Currency: Local	Show Curr Code: No	Data Decimal Places: 2 Decimals	Refresh Data
<b>Schedule 05 - Current Provision - TXP_Actual Mar 2021</b>										
		TXP_CVRate - Tax Rate		TXP_Rate						
CALC STATUS		TXP_Gross_Input	OK	OK	OK					
TXP_PreTaxIncome - Pretax Income		TXP_Gross_Input	(100,000.00)		(100,000.00)					
TXP_PTIBA001 - Book Adjustments		TXP_Gross_Input	(10,000.00)		(10,000.00)					
<b>Total Pretax Income Book Adjustments</b>		<b>TXP_Gross_Input</b>	<b>(10,000.00)</b>		<b>(10,000.00)</b>					
<b>Total Adjusted Pretax Income</b>		<b>TXP_Gross_Input</b>	<b>(110,000.00)</b>		<b>(110,000.00)</b>					
TXP_PD0005 - Municipal Bond Interest Income - PD		TXP_Gross_Input	(5,000.00)		(5,000.00)					
TXP_PD0010 - Interest Cost to Carry Municipal Bonds - PD		TXP_Gross_Input	2,500.00		2,500.00					
TXP_PD0015 - Subpart F Income - PD		TXP_Gross_Input								
TXP_PD0020 - Section 78 Gross Up - PD		TXP_Gross_Input								
TXP_PD0025 - Dividends Received Deduction 80% - PD		TXP_Gross_Input								
TXP_PD0030 - Dividends Received Deduction 70% - PD		TXP_Gross_Input								
TXP_PD0035 - Nondeductible Meals and Entertainment - PD		TXP_Gross_Input								
TXP_PD0040 - Lobbying Expenses - PD		TXP_Gross_Input								
TXP_PD0001_Dscr - Permanent Difference 1 - Discrete - PD		TXP_Gross_Input	(6,000.00)		(6,000.00)					
TXP_PD0040_Dscr - Lobbying Expenses - Discrete - PD		TXP_Gross_Input								
<b>Total Permanent Differences</b>		<b>TXP_Gross_Input</b>	<b>(8,500.00)</b>		<b>(8,500.00)</b>					
<b>Total Taxable Income Before Temps</b>		<b>TXP_Gross_Input</b>	<b>(118,500.00)</b>		<b>(118,500.00)</b>					
TXP_TD0005 - Tax Depreciation - TD (to Sch 6a)		TXP_Gross_Input								
TXP_TD0010 - Book Depreciation - TD (to Sch 6a)		TXP_Gross_Input								
TXP_TD0015 - Tax Gain / Loss on Sale of Assets - TD (to Sch 6a)		TXP_Gross_Input								
TXP_TD0020 - Book Gain / Loss on Sale of Assets - TD (to Sch 6a)		TXP_Gross_Input								
<b>Total Fixed and Intangible Assets - TD</b>		<b>TXP_Gross_Input</b>								
TXP_TD0025 - Bad Debt Reserve - TD (to Sch 6a)		TXP_Gross_Input								
TXP_TD0030 - Legal Fee Reserve - TD (to Sch 6a)		TXP_Gross_Input	4,000.00		4,000.00					
TXP_TD0035 - Contingency Reserve - TD (to Sch 6a)		TXP_Gross_Input								
<b>Total Reserves and Accruals - TD</b>		<b>TXP_Gross_Input</b>	<b>4,000.00</b>		<b>4,000.00</b>					
TXP_TD0040 - Accrued Incentive Compensation - TD (to Sch 6a)		TXP_Gross_Input	3,500.00		3,500.00					
TXP_TD0045 - Deferred Compensation - TD (to Sch 6a)		TXP_Gross_Input								
TXP_TD0050 - Long Term Incentive Plan - TD (to Sch 6a)		TXP_Gross_Input								
<b>Total Compensation</b>		<b>TXP_Gross_Input</b>	<b>3,500.00</b>		<b>3,500.00</b>					
<b>Total Temporary Differences - Non-Discretes</b>		<b>TXP_Gross_Input</b>	<b>7,500.00</b>		<b>7,500.00</b>					
TXP_TD0001_Dscr - Temporary Difference 1 - Discrete - TD (to Sch 6a)		TXP_Gross_Input								
TXP_TD0040_Dscr - Accrued Incentive Compensation - Discrete - TD (to Sch 6a)		TXP_Gross_Input	14,000.00		14,000.00					
<b>Total Temporary Differences - Discretes</b>		<b>TXP_Gross_Input</b>	<b>14,000.00</b>		<b>14,000.00</b>					
<b>Total Temporary Differences</b>		<b>TXP_Gross_Input</b>	<b>21,500.00</b>		<b>21,500.00</b>					
<b>Total Taxable Income Before Losses</b>		<b>TXP_Gross_Input</b>	<b>(97,000.00)</b>		<b>(97,000.00)</b>					
TXP_TaxLocalDeduction - National Benefit on Local (BR / see Sch 5c Admin CV)		TXP_Gross_Input								
TXP_TaxLocalDeduction_Dscr - National Benefit on Local - Discrete (BR / see Sch 5c Admin CV)		TXP_Gross_Input								
<b>Total National Benefit from Local Expense</b>		<b>TXP_Gross_Input</b>								
<b>Total Taxable Income Before Losses and National Benefit</b>		<b>TXP_Gross_Input</b>	<b>(97,000.00)</b>		<b>(97,000.00)</b>					
TXP_TaxLossCF0001 - Capital Loss (from Sch 3 / to Sch 6a)		TXP_Gross_Input								
TXP_TaxLossCF0002 - NOL (from Sch 3 / to Sch 6a)		TXP_Gross_Input								
<b>Total Tax Losses Carryforward</b>		<b>TXP_Gross_Input</b>								
<b>Total Taxable Income After Losses</b>		<b>TXP_Gross_Input</b>	<b>(97,000.00)</b>		<b>(97,000.00)</b>					
<b>Total Taxable Income</b>		<b>TXP_Gross_Input</b>	<b>(97,000.00)</b>		<b>(97,000.00)</b>					

Proceed to Step 3 below. You will need to switch workflow profiles.

**Workflow Type: Group Filer (National)**

**Step 3** National group filing: Copy national preparation data to the national group filer.

Run the data copy **DM 10aAdmin GF Copy National to National – Provision:** see [this section](#). A bulk entity data copy or single point of view copy can be run from this dashboard.

- Entity -> National filer entity
- Jurisdiction (JD) -> National jurisdiction
- Group Filer (GF) -> Filer members (UD7)

This will populate taxable income before loss for the Filer entity / National JD / Group Filer member (UD7) from the National Prep data (Entity / National JD / None (UD7)).

Re-run DM 10aAdmin when the national preparation data has changed.

**Step 4** Return to Schedule 05 and select the Dashboard POV for the national group filer:

- Entity -> National filer entity
- Jurisdiction (JD) -> National jurisdiction
- Group Filer (GF) -> Parent group filer (UD7)

Entity	Jurisdiction (JD)	Group Filer (GF)	Source	Jurisdiction Type	Currency	Show Curr Code	Data Decimal Places
TXP_CA_101	TXP_CA - Canada	TXP_Canada_Total	Source	TXP_National	Local	No	2 Decimals

See the attached linked CV's for monthly detail (input). This schedule is Read-Only.

TXP_CyRate - Tax Rate	TXP_Rate	Import	Manual Adjust	Provision	Brief Explanation of Ad
CALC STATUS	TXP_Gross_Input	OK	OK	OK	
TXP_PreTaxIncome - Pretax Income	TXP_Gross_Input	150,000.00		150,000.00	

**Step 5** Review [Data process](#) for information on how the form is laid out and data flows. Then modify data via linked cube views: [Data Process – Linked Cube Views for Group Filing](#).

### Workflow Type: Group Filer (Local)

For local jurisdictions with group filing where the national taxable income before loss serves as the basis for local tax provision a data copy may be run to seed the local taxable income before loss data with the national data. The local amounts can then be adjusted as needed.

The process is the same for an entity with national group filing status of yes or no.

**Step 1** Optional copy national data to local:

- Run the data copy **DM 30a GF Copy National to Local – Provision:** see [this section](#).
- Re-run DM 30a when the national provision data has changed.
- The administrator has access to run a bulk copy that will copy the data for all entities and all jurisdictions within the national jurisdiction. See [Execute Bulk Data Copy](#).

**Step 2** Return to Schedule 05 and select the Dashboard POV for the local jurisdiction:

- Entity -> Local Filer entity

- Jurisdiction (JD) -> Local jurisdictions assigned to local filer entity
- Group Filer (GF) -> Parent group filer (UD7)

Entity: TXP\_CA\_102 | Sticky POV: [ ] | Jurisdiction (JD): TXP\_CA\_MB - Manitoba | Group Filer (GF): TXP\_Canada\_Total | Source: Source | Jurisdiction Type: TXP\_Local | Currency: Local | Show Curr Code: No | Data Decimal Places: 2 Decimals | Refresh Data

See the attached linked CV's for monthly detail (input). This schedule is Read-Only.

Schedule 05 - Current Provision - TXP\_Actual Mar 2021

	Import	Manual Adjust	Provision	Brief Explanation of Adjustment
TXP_CYRate - Apport Tax Rate				
TXP_CYRate - Tax Rate				
CALC STATUS				
TXP_PreTaxIncome - Pretax Income				
TXP_PTIRA001 - Book Adjustments				
TXP_Gross_Input				
TXP_Gross_Input	(175,000.00)		(175,000.00)	
TXP_Gross_Input				
TXP_Gross_Input				

**Step 3** Review [Data process](#) for information on how the form is laid out and data flows. Then modify data via linked cube views [Data Process – Linked Cube Views for Group Filing](#).

### Data process

This section contains the information needed to populate the Current Provision.

**Source data:** Pretax Income and some expenses may be loaded into this form from the Finance Cube if a Data Management process has been set up.

### Data flows:

- From Schedule: 02 RTP & 03 Tax Attributes (Utilized)
- To Schedule: 03 Tax Attributes (Losses Created), 06a Deferred Tax Source Gross, 07 Tax Account Reconciliation, 08 Local ETR, 09 Consolidated ETR, 09a Consolidated ETR (Non-Discrete / Discrete), 18 Interim Reporting Rate Reconciliation

### Schedule Layout:

**Tax Rate(s)** are input in the Tax Rates form and are informational only on this form.

**Calc Status:** you should see "OK", otherwise Force Calculate to populate the latest data.

**Import** column displays data that is populated using Data Management and/or rules.

**Manual Adjust** column allows for manual input of data.

**Provision** column is the aggregation of Import and Manual Adjust (BeforeAdj member in the Origin Dimension).

**(A) Gross and tax-effected data:** The distinction between gross tax and tax-effected data is handled with the UD2 dimension:

### National and Local jurisdictions:

- **TXP\_Gross\_Input (UD2)** – All data is input into TXP\_Gross\_Input.

**National tax calculations:**

- **TXP\_Tax\_CalcCYNat (UD2)** – The tax rate is applied to all base account members of Total Taxable Income and TXP\_Gross\_input and stored in TXP\_Tax\_CalcCYNat.
- For other accounts where data is input as tax-effected, the data is copied from TXP\_Gross\_Input to TXP\_Tax\_CalcCYNat.

**Local tax Calculations:**

- **Pre-apportioned data:**
  - **TXP\_Tax\_CalcCYApport (UD2)** – The Apport Tax Rate is applied to all base account members of Total Taxable Income and TXP\_Gross\_input and stored in TXP\_Tax\_CalcCYApport.
  - **TXP\_Tax\_CalcCYLocal (UD2)** – The Local CY Stat rate is then applied and stored in TXP\_Tax\_CalcCYLocal.
- **Apportioned data:**
  - Data is entered as apportioned to base account members of Total Apportioned in TXP\_Gross\_Input, then copied to TXP\_Tax\_CalcCYApport.
  - Then the Local CY Stat rate is applied to the same accounts and stored in TXP\_Tax\_CalcCYLocal.
- For accounts that are already input as tax effected, the data is copied from TXP\_Gross\_Input to TXP\_Tax\_CalcCYApport and to TXP\_Tax\_CalcCYLocal.

**Local Jurisdiction only** accounts are displayed in blue font. These accounts are not available at the national level and do not appear in the Schedule 05 Current Provision for a national jurisdiction.

**Current Income Tax Expense Data:**

Data entry and tax calculations for a local jurisdiction are the same as described below with a few differences noted.

**Taxable Income Before Losses** accounts:

- Import or manual input

**Tax Losses Carryforward** and **Tax Credits Carryforward** accounts:

- **(B)** From Schedule 03 – Utilization subtotal populates the Import cell using rules.
- **(C)** To Schedule 03 – Tax Loss is created and entered in Manual Adjust and copied to Schedule 03 Created flow member for the CY (Current Year). This does not apply to Tax Credits. (Tax credits are created in Schedule 03 and copied to Sch 06a Deferred Tax.)

**Apportioned NOL** is available only to local jurisdictions:

- From Schedule 03 – Utilization subtotal populates the Import cell using rules.

- To Schedule 03 – Apportioned NOL is created and entered in Manual Adjust and copied to Schedule 03 Created flow member for the CY (Current Year).

**(D) Total National Benefit from Local Expense** – National Jurisdiction with local jurisdictions where the National Benefit applies:

- The aggregated Current Tax Expense (Schedule 05) from all the Local Jurisdictions that can apply to the National Benefit times -1 is calculated using Business Rules and populated in the Import Cell for the TXP\_TaxLocalDeduction & TXP\_TaxLocalDeduction\_Dscr accounts.
- If the National Benefit does not apply, the Import cell will have no data, however, data can be entered in the Manual Adjust cell.
- For a local jurisdiction this account may be used for a “sub” local amount.

**(E) Total Return to Provision** expense has 3 accounts: TXP\_AdjustmentRTP, TXP\_AdjustmentRC1 & TXP\_AdjustmentRC2:

- Data will be populated in these accounts when the “Set Return Year” and “Apply to Month” conditions are met from Schedule 02 Set Return Year and a Calculate has been run.
- Refer to [Schedule 02 RTP](#) above for the calculation of each account.

**(F) Total Current Tax Expense** = Total Current Tax on Taxable Income + Local Tax Expense + Total Other Tax Adjustments.

- Calculate/Force calculate to run the business rules to populate the tax-effected data.

The following image displays a national jurisdiction with no group filing. The letters reference details from above:

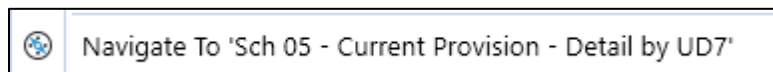
Schedule 05 - Current Provision - TXP_Actual Dec 2021				
	Import	Manual Adjust	Provision	Brief Explanation
<b>TXP_CYRate - Tax Rate</b>	<b>TXP_Rate</b>	20.00%	20.00%	20.00%
<b>CALC STATUS</b>				
TXP_PreTaxIncome - Pretax Income	TXP_Gross_Input	OK	OK	OK
TXP_PTIBA001 - Book Adjustments	TXP_Gross_Input	688,977.77	12,500.00	701,477.77
<b>Total Pretax Income Book Adjustments</b>	TXP_Gross_Input	20,669.32	(625.00)	20,044.32
<b>Total Adjusted Pretax Income</b>	TXP_Gross_Input	20,669.32	(625.00)	20,044.32
TXP_PD0005 - Municipal Bond Interest Income - PD	TXP_Gross_Input	709,647.09	11,875.00	721,522.09
TXP_PD0010 - Interest Cost to Carry Municipal Bonds - PD	TXP_Gross_Input	(68,897.77)	-	(68,897.77)
TXP_PD0015 - Subpart F Income - PD	TXP_Gross_Input	(11,023.65)	-	(11,023.65)
	TXP_Gross_Input	13,779.55	-	13,779.55
<b>Total Temporary Differences - Non-Discretes</b>				
TXP_TD0001_Dscr - Temporary Difference 1 - Discrete - TD (to Sch 6a)	TXP_Gross_Input	(17,224.43)	-	(17,224.43)
TXP_TD0040_Dscr - Accrued Incentive Compensation - Discrete - TD (to Sch 6a)	TXP_Gross_Input	(11,274.18)	-	(11,274.18)
<b>Total Temporary Differences - Discretes</b>	TXP_Gross_Input	(11,274.18)	-	(11,274.18)
<b>Total Temporary Differences</b>	TXP_Gross_Input	(28,498.61)	-	(28,498.61)
<b>Total Taxable Income Before Losses</b>	TXP_Gross_Input	584,190.52	11,875.00	596,065.52
TXP_TaxLocalDeduction - National Benefit on Local (BR / see Sch 5c Admin CV)	TXP_Gross_Input	(18,638.32)	-	(18,638.32)
TXP_TaxLocalDeduction_Dscr - National Benefit on Local - Discrete (BR / see Sch 5c Admin CV)	TXP_Gross_Input	13,123.59	-	13,123.59
<b>Total National Benefit from Local Expense</b>	TXP_Gross_Input	(5,514.73)	-	(5,514.73)
<b>Total Taxable Income Before Losses and National Benefit</b>	TXP_Gross_Input	578,675.79	11,875.00	590,550.79
TXP_TaxLossCF0001 - Capital Loss (from Sch 3 / to Sch 6a)	TXP_Gross_Input	-	-	-
TXP_TaxLossCF0002 - NOL (from Sch 3 / to Sch 6a)	TXP_Gross_Input	-	-	-
<b>Total Tax Losses Carryforward</b>	TXP_Gross_Input	-	-	-
<b>Total Taxable Income After Losses</b>	TXP_Gross_Input	578,675.79	11,875.00	590,550.79
<b>Total Taxable Income</b>	TXP_Gross_Input	578,675.79	11,875.00	590,550.79
<b>TXP_CYRate - Tax Rate</b>	<b>TXP_Rate</b>	20.00%	20.00%	20.00%
<b>Total Current Tax on Taxable Income</b>	TXP_Tax_CalcCYNat	115,735.16	2,375.00	118,110.16
TXP_LocalExp - Local Tax Expense (Taxed) (to Sch 8 / 9)	TXP_Gross_Input	(2,755.91)	-	(2,755.91)
<b>Total Current Income Tax Expense</b>	TXP_Tax_CalcCYNat	112,979.25	2,375.00	115,354.25
TXP_OtherTax001 - Other Tax 1 (to Sch 8 / 9)	TXP_Gross_Input	13,779.55	-	13,779.55
TXP_OtherTax002 - Other Tax 2 (to Sch 8 / 9)	TXP_Gross_Input	(2,755.91)	-	(2,755.91)
	TXP_Gross_Input	-	-	-
TXP_OtherTax010_Dscr - Other Tax 10 - Discrete (to Sch 8 / 9)	TXP_Gross_Input	-	-	-
<b>Total Other Taxes</b>	TXP_Gross_Input	17,287.07	-	17,287.07
TXP_TaxCreditCF0001 - Tax Credit Carryforward (from Sch 3 to Sch 6a)	TXP_Gross_Input	-	-	-
TXP_TaxCreditCF0002 - R and D Credit (from Sch 3 to Sch 6a)	TXP_Gross_Input	-	-	-
TXP_TaxCreditCF0003 - Foreign Tax Credit (from Sch 3 to Sch 6a)	TXP_Gross_Input	-	-	-
<b>Total Tax Credits Carryforward</b>	TXP_Gross_Input	-	-	-
<b>Total Credits and Other Taxes</b>	TXP_Gross_Input	17,287.07	-	17,287.07
<b>Total Current Tax Expense per Return (to Sch 7)</b>	TXP_Tax_CalcCYNat	130,266.32	2,375.00	132,641.32
TXP_AdjustmentRTP - Return to Provision True-up (from Sch 2 / to Sch 7)	TXP_Gross_Input	9,423.61	-	9,423.61
TXP_AdjustmentRC1 - RTP Rate Change Provision (from Sch 2 / to Sch 7)	TXP_Gross_Input	-	-	-
TXP_AdjustmentRC2 - RTP Rate Change Variance (from Sch 2 / to Sch 7)	TXP_Gross_Input	-	-	-
TXP_Adjustment120_Dscr - Uncertain Tax Positions - Discrete (to Sch 7)	TXP_Gross_Input	13,779.55	-	13,779.55
TXP_Adjustment121_Dscr - Tax Adjustment 121 - Discrete (to Sch 7)	TXP_Gross_Input	-	-	-
<b>Total Adjustments - Discretes</b>	TXP_Gross_Input	23,203.16	-	23,203.16
TXP_Adjustment002 - Withholding Tax Expense (to Sch 7)	TXP_Gross_Input	11,023.65	-	11,023.65
TXP_Adjustment100 - Uncertain Tax Positions - Non-Discrete (to Sch 7)	TXP_Gross_Input	6,889.77	-	6,889.77
<b>Total Adjustments - Non-Discretes</b>	TXP_Gross_Input	17,913.42	-	17,913.42
<b>Total Other Tax Adjustments</b>	TXP_Gross_Input	41,116.58	-	41,116.58
<b>Total Current Tax Expense</b>	TXP_Tax_CalcCYNat	171,382.89	2,375.00	173,757.89

The following image displays a local jurisdiction with no group filing.

Entity: Sticky POV		Jurisdiction (JD): TXP_DE_BY - Bavaria	Group Filter (GF): None	Source: Source	Jurisdiction Type: TXP_Local	Currency: Local	Show Curr Code: No	Data Decimal Places: 2 Decimals	Refresh Data
<b>Schedule 05 - Current Provision - TXP_Actual Mar 2021</b>									
				<b>Import</b>	<b>Manual Adjust</b>	<b>Provision</b>	<b>Brief Explanation of Adjustment</b>		
<b>TXP_CYRate - Apport Tax Rate</b>		<b>TXP_Apport</b>		6.00%	6.00%	6.00%			
<b>TXP_CYRate - Tax Rate</b>		<b>TXP_Rate</b>		10.00%	10.00%	10.00%			
<b>CALC STATUS</b>				<b>TXP_Gross_Input</b>	OK	OK	OK		
TXP_PreTaxIncome - Pretax Income				TXP_Gross_Input	(100,000.00)		(100,000.00)		
TXP_PTIBA001 - Book Adjustments				TXP_Gross_Input	(5,000.00)		(5,000.00)		
<b>Total Pretax Income Book Adjustments</b>				<b>TXP_Gross_Input</b>	<b>(5,000.00)</b>		<b>(5,000.00)</b>		
<b>Total Adjusted Pretax Income</b>				<b>TXP_Gross_Input</b>	<b>(105,000.00)</b>		<b>(105,000.00)</b>		
TXP_PD0005 - Municipal Bond Interest Income - PD				TXP_Gross_Input	(25,000.00)		(25,000.00)		
TXP_PD0010 - Interest Cost to Carry Municipal Bonds - PD				TXP_Gross_Input	(3,750.00)		(3,750.00)		
TXP_TD0004a_Dscr - Accrued Income Compensation - Discrete - TD (to Sch 6a)				TXP_Gross_Input	2,000.00		2,000.00		
<b>Total Temporary Differences - Discretes</b>				<b>TXP_Gross_Input</b>	<b>2,000.00</b>		<b>2,000.00</b>		
TXP_TDL0001 - Local Temporary Difference 1 - TD (to Sch 6a)				TXP_Gross_Input		1,100.00	1,100.00		
TXP_TDL0002 - Local Temporary Difference 2 - TD (to Sch 6a)				TXP_Gross_Input		2,300.00	2,300.00		
TXP_TDL0003 - Local Temporary Difference 3 - TD (to Sch 6a)				TXP_Gross_Input					
TXP_TDL0003_Dscr - Local Temporary Difference 3 - Discrete - TD (to Sch 6a)				TXP_Gross_Input					
TXP_TDL0010_Dscr - Local Temporary Difference 10 - Discrete - TD (to Sch 6a)				TXP_Gross_Input					
<b>Total Local Only Temporary Differences</b>				<b>TXP_Gross_Input</b>		<b>3,400.00</b>	<b>3,400.00</b>		
<b>Total Temporary Differences</b>				<b>TXP_Gross_Input</b>	<b>8,575.00</b>	<b>3,400.00</b>	<b>11,975.00</b>		
<b>Total Taxable Income Before Losses</b>				<b>TXP_Gross_Input</b>	<b>(122,050.00)</b>	<b>6,600.00</b>	<b>(115,450.00)</b>		
TXP_TaxLocalDeduction - National Benefit on Local (BR / see Sch 5c Admin CV)				TXP_Gross_Input					
TXP_TaxLocalDeduction_Dscr - National Benefit on Local - Discrete (BR / see Sch 5c Admin CV)				TXP_Gross_Input					
<b>Total National Benefit from Local Expense</b>				<b>TXP_Gross_Input</b>					
<b>Total Taxable Income Before Losses and National Benefit</b>				<b>TXP_Gross_Input</b>	<b>(122,050.00)</b>	<b>6,600.00</b>	<b>(115,450.00)</b>		
TXP_TaxLossCF0001 - Capital Loss (from Sch 3 / to Sch 6a)				TXP_Gross_Input					
TXP_TaxLossCF0002 - NOL (from Sch 3 / to Sch 6a)				TXP_Gross_Input					
<b>Total Tax Losses Carryforward</b>				<b>TXP_Gross_Input</b>					
<b>Total Taxable Income After Losses</b>				<b>TXP_Gross_Input</b>	<b>(122,050.00)</b>	<b>6,600.00</b>	<b>(115,450.00)</b>		
<b>Total Taxable Income</b>				<b>TXP_Gross_Input</b>	<b>(122,050.00)</b>	<b>6,600.00</b>	<b>(115,450.00)</b>		
<b>TXP_CYRate - Apport Tax Rate</b>				<b>TXP_Apport</b>	6.00%	6.00%	6.00%		
<b>Total Apportioned Taxable Income</b>				<b>TXP_Tax_CalcCYApport</b>	<b>(7,323.00)</b>	<b>396.00</b>	<b>(6,927.00)</b>		
TXP_AppTaxLossCF0001 - Apportioned NOL (from Sch 3 to Sch 6a)				TXP_Gross_Input		6,927.00	6,927.00		
<b>Total Apportioned NOL</b>				<b>TXP_Gross_Input</b>		<b>6,927.00</b>	<b>6,927.00</b>		
TXP_AppTD0001 - Apportioned Temp Difference 0001 (to Sch 6a)				TXP_Gross_Input		1,900.00	1,900.00		
TXP_AppTD0002 - Apportioned Temp Difference 0002 (to Sch 6a)				TXP_Gross_Input		(3,200.00)	(3,200.00)		
TXP_AppTD0003 - Apportioned Temp Difference 0003 (to Sch 6a)				TXP_Gross_Input					
TXP_AppTD0003_Dscr - Apportioned Temp Difference 0003 - Discrete (to Sch 6a)				TXP_Gross_Input					
TXP_AppTD0010_Dscr - Apportioned Temp Difference 0010 - Discrete (to Sch 6a)				TXP_Gross_Input					
<b>Total Apportioned Temporary Differences</b>				<b>TXP_Gross_Input</b>		<b>(1,300.00)</b>	<b>(1,300.00)</b>		
TXP_AppPD0001 - Apportioned Perm Difference 0001				TXP_Gross_Input		4,800.00	4,800.00		
TXP_AppPD0002 - Apportioned Perm Difference 0002				TXP_Gross_Input		2,200.00	2,200.00		
TXP_AppPD0002_Dscr - Apportioned Perm Difference 0002 - Discrete				TXP_Gross_Input					
TXP_AppPD0010_Dscr - Apportioned Perm Difference 0010 - Discrete				TXP_Gross_Input					
<b>Total Apportioned Permanent Differences</b>				<b>TXP_Gross_Input</b>		<b>7,000.00</b>	<b>7,000.00</b>		
<b>Total Apportioned</b>				<b>TXP_Tax_CalcCYApport</b>		<b>12,627.00</b>	<b>12,627.00</b>		
<b>TXP_CurTaxLocalTI - Total Local Taxable Income</b>				<b>TXP_Tax_CalcCYApport</b>	<b>(7,323.00)</b>	<b>13,023.00</b>	<b>5,700.00</b>		
<b>TXP_CYRate - Tax Rate</b>				<b>TXP_Rate</b>	10.00%	10.00%	10.00%		
<b>Total Current Tax on Taxable Income</b>				<b>TXP_Tax_CalcCYLocal</b>	<b>(732.30)</b>	<b>1,302.30</b>	<b>570.00</b>		
TXP_LocalExp - Local Tax Expense (Taxed) (to Sch 8 / 9)				TXP_Gross_Input					
<b>Total Current Income Tax Expense</b>				<b>TXP_Tax_CalcCYLocal</b>	<b>(732.30)</b>	<b>1,302.30</b>	<b>570.00</b>		
<b>Total Credits and Other Taxes</b>				<b>TXP_Gross_Input</b>		<b>(1,300.00)</b>	<b>(1,300.00)</b>		
<b>Total Current Tax Expense per Return (to Sch 7)</b>				<b>TXP_Tax_CalcCYLocal</b>	<b>(732.30)</b>	<b>2.30</b>	<b>(730.00)</b>		
TXP_AdjustmentRTP - Return to Provision True-up (from Sch 2 / to Sch 7)				TXP_Gross_Input	(593.45)		(593.45)		
TXP_AdjustmentRC1 - RTP Rate Change Provision (from Sch 2 / to Sch 7)				TXP_Gross_Input	(839.70)		(839.70)		
TXP_AdjustmentRC2 - RTP Rate Change Variance (from Sch 2 / to Sch 7)				TXP_Gross_Input	908.91		908.91		
TXP_Adjustment120_Dscr - Uncertain Tax Positions - Discrete (to Sch 7)				TXP_Gross_Input					
TXP_Adjustment121_Dscr - Tax Adjustment 121 - Discrete (to Sch 7)				TXP_Gross_Input					
<b>Total Adjustments - Discretes</b>				<b>TXP_Gross_Input</b>	<b>(524.24)</b>		<b>(524.24)</b>		
TXP_Adjustment002 - Withholding Tax Expense (to Sch 7)				TXP_Gross_Input					
TXP_Adjustment100 - Uncertain Tax Positions - Non-Discrete (to Sch 7)				TXP_Gross_Input		3,600.00	3,600.00		
<b>Total Adjustments - Non-Discretes</b>				<b>TXP_Gross_Input</b>		<b>3,600.00</b>	<b>3,600.00</b>		
<b>Total Other Tax Adjustments</b>				<b>TXP_Gross_Input</b>	<b>(524.24)</b>	<b>3,600.00</b>	<b>3,075.76</b>		
<b>Total Current Tax Expense</b>				<b>TXP_Tax_CalcCYLocal</b>	<b>(1,256.54)</b>	<b>3,602.30</b>	<b>2,345.76</b>		

### **Data Process – Linked Cube Views for Group Filing**

To input current provision data for national or local group filing combinations, you will need to open the linked cube view attached to Schedule 05 Current Provision. Right click on any cell in Schedule 05 and select “Navigate to ‘Sch 05’”.



Columns displayed will be the Parent group filer and the filer members.

Input for specific accounts is based on the designation of **Tax Rates Used** from the Group Filing Definition: [LP 01a Actual Nat GF](#) or [LP 02a Actual Local GF](#).

#### **Filer rates:**

- Taxable Income Before Losses (pretax income, permanent and temporary differences) by filer member (UD7) can be updated.
- For all other accounts only the group filer (UD7) can input data.
  - **TXP\_TaxLocalDeduction & TXP\_TaxLocalDeduction\_Dscr** are the exceptions where if the filer member (UD7) is an entity that can apply the national benefit from the local jurisdictions data will populate via rules and can be adjusted.

#### **Individual rates:**

- All base accounts of the Total Current Tax Expense are open to input for each filer member.

The example below is for national group filing and filer rates: Canada entity TXP\_CA\_101 (filer entity) has three filer members (UD7): TXP\_CA\_101, TXP\_CA\_102, TXP\_CA\_108.



Sch 05 - Current Provision - Detail by UD7 - Linked From Sch 05 - Current Provision - E#TXP\_CA\_101:C#CAD:S#TXP\_Actual:T#2021M3:F#TXP\_CYProvision:I#None:U1#TXP\_CA\_U2#

Schedule 05 - Current Provision - Mar 2021 - TXP\_CA\_101 (CA 101 Entity) - JD: Canada - Currency: CAD

	TXP_Canada_Total BeforeAdj	TXP_CA_101 BeforeAdj	TXP_CA_102 BeforeAdj	TXP_CA_108 BeforeAdj
<b>TXP_CYRate - Tax Rate</b>		18.00%	18.00%	18.00%
<b>TXP_Rate</b>	Group Filer			
<b>CALC STATUS</b>	TXP_Gross_Input	OK	OK	OK
TXP_PreTaxIncome - Pretax Income	TXP_Gross_Input	150,000.00	200,000.00	(100,000.00)
TXP_PTIBA001 - Book Adjustments	TXP_Gross_Input	(10,000.00)	5,000.00	(10,000.00)
<b>Total Pretax Income Book Adjustments</b>	<b>TXP_Gross_Input</b>	<b>(10,000.00)</b>	<b>5,000.00</b>	<b>(10,000.00)</b>
<b>Total Adjusted Pretax Income</b>	<b>TXP_Gross_Input</b>	<b>140,000.00</b>	<b>205,000.00</b>	<b>45,000.00</b>
TXP_PD0005 - Municipal Bond Interest Income - PD	TXP_Gross_Input	(15,000.00)	(7,500.00)	(5,000.00)
TXP_PD0010 - Interest Cost to Carry Municipal Bonds - PD	TXP_Gross_Input	(9,500.00)	(5,000.00)	2,500.00
TXP_TD0001_Dscr - Temporary Difference 1 - Discrete - TD (to Sch 6a)	TXP_Gross_Input			
TXP_TD0040_Dscr - Accrued Incentive Compensation - Discrete - TD (to Sch 6a)	TXP_Gross_Input	10,000.00	(6,000.00)	14,000.00
<b>Total Temporary Differences - Discretres</b>	<b>TXP_Gross_Input</b>	<b>10,000.00</b>	<b>(6,000.00)</b>	<b>14,000.00</b>
<b>Total Temporary Differences</b>	<b>TXP_Gross_Input</b>	<b>21,500.00</b>	<b>(15,500.00)</b>	<b>15,500.00</b>
<b>Total Taxable Income Before Losses</b>	<b>TXP_Gross_Input</b>	<b>172,000.00</b>	<b>217,000.00</b>	<b>52,000.00</b>
TXP_TaxLocalDeduction - National Benefit on Local (BR / see Sch 5c Admin CV)	TXP_Gross_Input	(13,135.00)	(10,268.50)	(2,866.50)
TXP_TaxLocalDeduction_Dscr - National Benefit on Local - Discrete (BR / see Sch 5c Admin CV)	TXP_Gross_Input	4,991.36	2,949.46	2,041.90
<b>Total National Benefit from Local Expense</b>	<b>TXP_Gross_Input</b>	<b>(8,143.64)</b>	<b>(7,319.04)</b>	<b>(824.60)</b>
<b>Total Taxable Income Before Losses and National Benefit</b>	<b>TXP_Gross_Input</b>	<b>163,856.36</b>	<b>209,680.96</b>	<b>52,000.00</b>
TXP_TaxLossCF0001 - Capital Loss (from Sch 3 / to Sch 6a)	TXP_Gross_Input			
TXP_TaxLossCF0002 - NOL (from Sch 3 / to Sch 6a)	TXP_Gross_Input	99,049.00	99,049.00	
<b>Total Tax Losses Carryforward</b>	<b>TXP_Gross_Input</b>	<b>99,049.00</b>	<b>99,049.00</b>	
<b>Total Taxable Income After Losses</b>	<b>TXP_Gross_Input</b>	<b>262,905.36</b>	<b>308,729.96</b>	<b>52,000.00</b>
<b>Total Taxable Income</b>	<b>TXP_Gross_Input</b>	<b>262,905.36</b>	<b>308,729.96</b>	<b>52,000.00</b>
<b>TXP_CYRate - Tax Rate</b>			18.00%	18.00%
<b>Total Current Tax on Taxable Income</b>	<b>TXP_Tax_CalcCYNat</b>	<b>47,322.96</b>	<b>55,571.39</b>	<b>9,360.00</b>
TXP_LocalExp - Local Tax Expense (Taxed) (to Sch 8 / 9)	TXP_Gross_Input			
<b>Total Currrent Income Tax Expense</b>	<b>TXP_Tax_CalcCYNat</b>	<b>47,322.96</b>	<b>55,571.39</b>	<b>9,360.00</b>
TXP_OtherTax001 - Other Tax 1 (to Sch 8 / 9)	TXP_Gross_Input			
<b>Total Credits and Other Taxes</b>	<b>TXP_Gross_Input</b>	<b>15,000.00</b>	<b>15,000.00</b>	
<b>Total Current Tax Expense per Return (to Sch 7)</b>	<b>TXP_Tax_CalcCYNat</b>	<b>62,322.96</b>	<b>70,571.39</b>	<b>9,360.00</b>
TXP_AdjustmentRTP - Return to Provision True-up (from Sch 2 / to Sch 7)	TXP_Gross_Input	(3,955.00)	(5,443.79)	(296.22)
TXP_AdjustmentRC1 - RTP Rate Change Provision (from Sch 2 / to Sch 7)	TXP_Gross_Input	3,183.24	5,110.81	(2,157.58)
TXP_AdjustmentRC2 - RTP Rate Change Variance (from Sch 2 / to Sch 7)	TXP_Gross_Input	(203.24)	(290.81)	(17.42)
TXP_Adjustment120_Dscr - Uncertain Tax Positions - Discrete (to Sch 7)	TXP_Gross_Input	10,000.00	10,000.00	
TXP_Adjustment121_Dscr - Tax Adjustment 121 - Discrete (to Sch 7)	TXP_Gross_Input			
<b>Total Adjustments - Discretres</b>	<b>TXP_Gross_Input</b>	<b>9,025.00</b>	<b>9,376.21</b>	<b>(2,471.22)</b>
TXP_Adjustment002 - Withholding Tax Expense (to Sch 7)	TXP_Gross_Input			
TXP_Adjustment100 - Uncertain Tax Positions - Non-Discrete (to Sch 7)	TXP_Gross_Input			
<b>Total Adjustments - Non-Discretres</b>	<b>TXP_Gross_Input</b>	<b></b>	<b></b>	<b></b>
<b>Total Other Tax Adjustments</b>	<b>TXP_Gross_Input</b>	<b>9,025.00</b>	<b>9,376.21</b>	<b>(2,471.22)</b>
<b>Total Current Tax Expense</b>	<b>TXP_Tax_CalcCYNat</b>	<b>71,347.96</b>	<b>79,947.61</b>	<b>11,480.00</b>

### Schedule 06a Deferred Tax Source Gross

Business rules will automatically update Schedule 06a temporary difference movement that is associated with current period current tax expense and/or return to provision activity. Input Gross temporary difference other activity that relates to Deferred Taxes.

### Dashboard POV Selection

The POV selections available are based on the workflow type and the group filing status.

**Workflow Type: Entity**

When group filing is no for national and / or local jurisdictions:

- Entity -> Workflow entity
- Jurisdiction (JD) -> National / local jurisdictions
- Group Filer (GF) -> None member (UD7)

**National Jurisdictions:**

Go to [Data process](#) to input or modify deferred tax balances. If the entity also has local jurisdictions to calculate then continue to the next section: Local Jurisdictions.

**Local Jurisdictions:**

For local jurisdictions with no group filing where the national jurisdiction's temporary differences serve as the basis for local tax provision a data copy may be run to seed the local temporary differences with the national data. The local data can then be adjusted as needed.

The data copy process is the same for an entity with national group filing: yes or no.

Optional:

- If needed. run the data copy **DM 20a Copy National to Local – Provision**: see [this section](#).
  - This is the same data copy that is run for Schedule 05.
  - Re-run when the national data has changed.
  - The administrator has access to run a bulk copy that will copy the data for all entities and all jurisdictions within the national jurisdiction. See [Execute Bulk Data Copy](#).
- Return to Schedule 06a and select the Dashboard POV.
- Next go to [Data process](#) to modify or input deferred tax data.

**Workflow Type: Entity -> National Group Filing Preparation**

Each national entity begins with data in temporary differences in the **None** Group Filer (UD7) member. This data is then copied over to the Entity filer, jurisdiction, and Filer member. For example, data entered in entity TXP\_CA\_102 and jurisdiction TXP\_CA is then copied over to entity TXP\_CA\_101 (assigned filer entity), jurisdiction TXP\_CA, and filer member (UD7) TXP\_CA\_102.

**Step 1** National group filing: data preparation with data input limited to temporary difference accounts:

- Entity -> National entity
- Jurisdiction (JD) -> National jurisdiction
- Group Filer (GF) -> None member (UD7)

**Step 2** Input data in temporary difference accounts. See [Data process](#) for information on how the form is laid out and data flows.

Proceed to Step 3 below. You will need to switch workflow profiles.

### Workflow Type: Group Filer (National)

**Step 3** National group filing: Copy national preparation temporary differences data to a national group filer.

- Entity -> National filer entity
- Jurisdiction (JD) -> National jurisdiction
- Group Filer (GF) -> Filer members (UD7)

Run the data copy **DM 10aAdmin GF Copy National to National – Provision:** see [this section](#). A bulk entity data copy or single point of view copy can be run from this dashboard.

- This is the same copy that was run for Schedule 05.
- Re-run DM 10aAdmin when the national preparation data has changed.

**Step 4** National group filing: Schedule 06a Deferred Tax data input and adjustments

- Entity -> National filer entity
- Jurisdiction (JD) -> National jurisdiction
- Group Filer (GF) -> Parent group filer (UD7)

Review [Data process](#) and then modify data via linked cube views: [Data Process – Linked Cube Views for Group Filing](#).

### Workflow Type: Group Filer (Local)

For local jurisdictions with group filing where the national jurisdiction temporary differences serve as the basis for local tax provision a data copy may be run to seed the local temporary differences with the national temporary differences. The local data can then be adjusted as needed.

The process is the same for the entity with national group filing: yes or no.

**Step 1** Optional copy of national temporary differences to local

- Run the data copy **DM 30a GF Copy National to Local – Provision:** see [this section](#).
- This is the same copy that is run for Schedule 05 data.
- Re-run the data copy when the national data has changed.
- The administrator has access to run a bulk copy that will copy the data for all entities and all jurisdictions within the national jurisdiction. See [Execute Bulk Data Copy](#).

**Step 2** Return to Schedule 06a and select the Dashboard POV for a local jurisdiction:

- Entity -> Local Filer entity
- Jurisdiction (JD) -> Local jurisdictions assigned to local filer entity
- Group Filer (GF) -> Parent group filer (UD7)

First review [Data process](#) and then modify data via linked cube views: [Data Process – Linked Cube Views for Group Filing](#).

### **Data process**

This section contains the information needed to populate the Deferred Tax Roll forward.

Flow Members available: *F#TXP\_OpenAdj*, and base members of *F#TXP\_AdjOpeningBal\_Dscr*, *F#TXP\_TotalDefOther* and *F#TXP\_TotalDefBSO*.

#### **Data Flows:**

From Schedule: 02 RTP, 03 Tax Attributes & 05 Current Provision; Schedule 06b local jurisdiction data when a National Jurisdiction can take the National Benefit of Local Jurisdiction(s)

To Schedule: 06b Deferred Tax Source Tax & 07 Tax Account Reconciliation

#### **Data Calculated (After Calculate / Force Calculate):**

- **Opening balances** populate from Total Gross Closing Balance from the prior year December.
- **Temporary differences:** Return True-Up
- **Tax losses, tax credits** and **apportioned NOL** activity detail. The Closing balance for each of these accounts should tie to the Total Carryforward Balance in Schedule 03.
- **Total Deferred Local** applies only to a National Jurisdiction with Local Jurisdictions and a National Benefit.
  - **Rate Change Impact of Local Jurisdiction (discrete & non-discrete)** is the sum of the Rate Changes for the local jurisdictions times minus 1; these are the **only two** Accounts that will have data in Rate Change Impact of Local JD. (Note all cells in the column are shaded gray, except **Total Deferred Local accounts**.)
  - The Local Jurisdiction form will not display these accounts.

#### **Data Input:**

##### **Temporary Difference Accounts**

- Discrete temporary difference accounts can only have data input in Discrete flow members open to input.
- Local jurisdiction also has local only accounts available.

##### **Tax Loss Current Year Account**

- Discrete data can be input in Discrete flow members.

##### **Equity Accounts**

- Only Equity Adjustments, Other Balance Sheet Only 2 and Other Balance Sheet Only 3 cells are available for input (controlled through I#Top).

##### **Valuation Allowance Accounts**

- Discrete data can be input in Discrete flow members.
- Data **can** be input in the Return True-Up or Provision columns.
- Local jurisdiction also has VA Apportionment accounts available.

National jurisdiction with National Benefit applicable:

The screenshot displays a detailed tax provision spreadsheet for National jurisdiction with National Benefit applicable. The spreadsheet is organized into columns representing different tax components and rows representing various tax accounts. A blue box highlights the 'Total Deferred Tax with Local' row at the bottom, showing a value of 18,222.92. Other rows include 'Total Temporary Differences', 'Total Tax Liabilities Current Year', and 'Total Tax Expense'. The spreadsheet also includes a 'Total Deferred Tax Excluding SA' section and a 'Total Deferred Tax with Local' section.

Local Jurisdiction:

The screenshot displays a detailed tax provision spreadsheet for Local Jurisdiction. The spreadsheet is organized into columns representing different tax components and rows representing various tax accounts. A blue box highlights the 'Total Deferred Tax with Local' row at the bottom, showing a value of 18,222.92. A callout box points to the 'Total Deferred Tax with Local' row, stating 'Optional data copy from National JD (DM 20b)'. Another callout box points to the 'Total Deferred Tax with Local' row, stating 'Populates National JD TXP\_DefcLoc & TXP\_DefcLoc\_Desc, if NatBenefit=Yes'. The spreadsheet also includes a 'Total Temporary Differences' section and a 'Total Tax Expense' section.

Data Process – Linked Cube Views for Group Filing

There are three Linked Cube Views available for input when using group filing:

- Navigate To 'Sch 06a - 01 DTR Update Temps - Detail by UD7'
- Navigate To 'Sch 06a - 02 DTR Update Other- Detail by UD7'
- Navigate To 'Sch 06 - 03 Gross/Tax Closing Balances - Detail by UD7'

Entities that are not using national or local group filing can ignore this section.

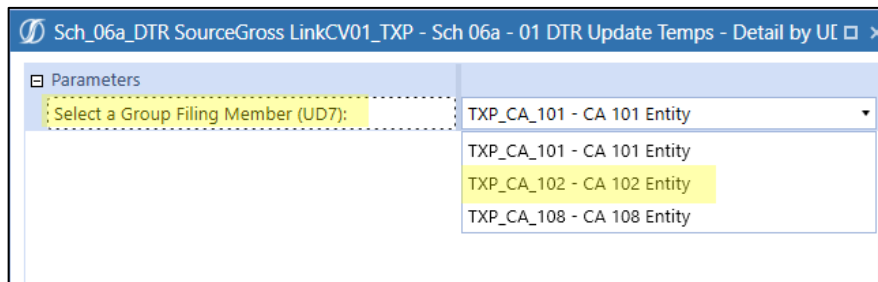
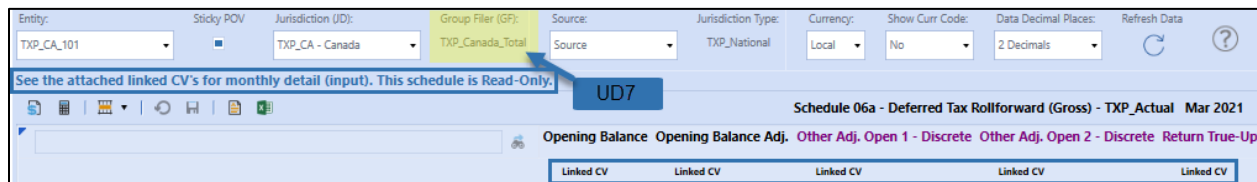
Sch 06a – 01 DTR Update Temps – Detail by UD7

This linked cube view allows input for the activity of the Deferred Tax temporary difference accounts.

Input for specific accounts is based on the designation of **Tax Rates Used** from the Group Filing Definition: [LP 01a Actual Nat GF](#) or [LP 02a Actual Local GF](#).

**Filer rates and Individual rates:** Temporary differences by filer member (UD7) can be updated.

The example below is for national group filing: Canada entity TXP\_CA\_101 (filer entity) has three filer members (UD7): TXP\_CA\_101, TXP\_CA\_102, TXP\_CA\_108. We have selected filer member TXP\_CA\_102 to modify activity in the temporary differences.



The screenshot displays a detailed financial table for 'Sch 06a - 01 DTR Update Temps - Detail by UE'. The table has multiple columns for different categories and rows for various tax accounts. The 'Total Temporary Differences' row shows values of 10,100.00, 21,900.00, (1,000.00), (20,000.00), and 25,100.00.

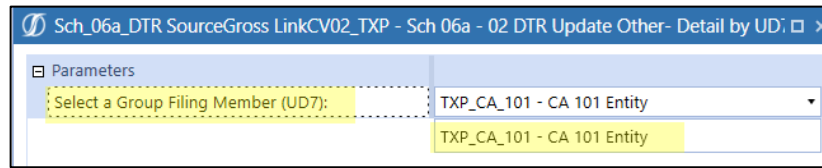
Account	TXP_CA_102	TXP_CA_102	TXP_CA_102	TXP_CA_102	TXP_CA_102	Total
TXP_TD0005 - Tax Depreciation - TD						
TXP_TD0010 - Book Depreciation - TD						
TXP_TD0015 - Tax Gain / Loss on Sale of Assets - TD	8,000.00					21,000.00
TXP_TD0020 - Book Gain / Loss on Sale of Assets - TD	(11,900.00)					(12,900.00)
TXP_TD0025 - Bad Debt Reserve - TD	(1,400.00)					(1,400.00)
TXP_TD0030 - Legal Fee Reserve - TD	7,100.00					13,100.00
TXP_TD0035 - Contingency Reserve - TD						
TXP_TD0040 - Accrued Incentive Compensation - TD	7,000.00					11,000.00
TXP_TD0045 - Deferred Compensation - TD						
TXP_TD0050 - Long Term Incentive Plan - TD						
TXP_TD0001_Discr - Temporary Difference 1 - Discrete - TD					(20,000.00)	(20,000.00)
TXP_TD0040_Discr - Accrued Incentive Compensation - Discrete - TD					14,000.00	14,000.00
<b>Total Temporary Differences</b>	<b>10,100.00</b>		<b>21,900.00</b>	<b>(1,000.00)</b>	<b>(20,000.00)</b>	<b>25,100.00</b>

### Sch 06a – 02 DTR Update Other – Detail by UD7

This linked cube view allows input for the activity of the Deferred Tax accounts other than the temporary difference accounts including, equity, valuation allowance, apportioned (local jurisdictions).

**Filer rates:** The Deferred Tax accounts other than the temporary differences are only modifiable for the group filer member (UD7).

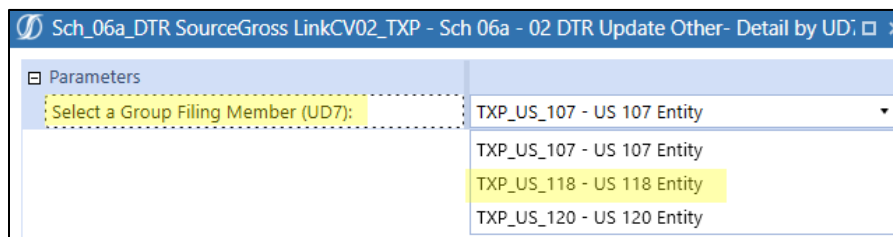
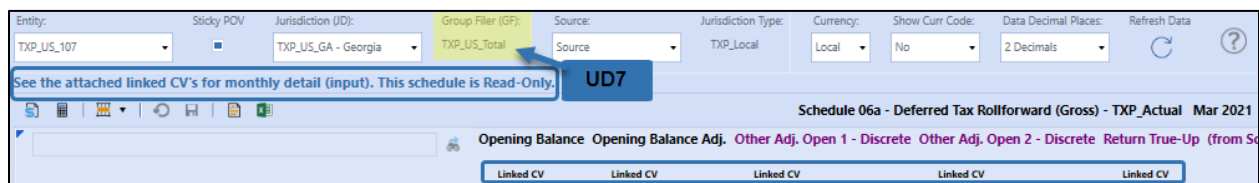
The example below is for national group filing. Canada entity TXP\_CA\_101 (filer entity) has three filer members (UD7): TXP\_CA\_101, TXP\_CA\_102, TXP\_CA\_108. Only group filer TXP\_CA\_101 is available to input to the other deferred tax accounts.



	Opening Balance	Opening Balance Adj.	Other Adj. Open 1 - Discrete	Deferred Other 1	Deferred Other 2 - Discrete	Deferred Other 2 - Discrete	Other Balance Sheet Only 3	Total FX	Total Gross Closing Balance
<b>Calc Status</b>	OK	OK	OK	OK	OK	OK	OK	OK	OK
TXP_TD0005 - Tax Depreciation - TD	29,000.00			29,000.00					31,500.00
<b>Total Temporary Differences</b>	<b>25,200.00</b>		(12,000.00)	(12,000.00)	(8,000.00)				(18,000.00)
<b>Total Tax Losses Current Year</b>	<b>5,000.00</b>			8,000.00		6,000.00			8,000.00
<b>Total Tax Losses Carryforward (from Sch 3)</b>	<b>339,400.00</b>		(1,500.00)	32,900.00	99,049.00				431,949.00
<b>Total Tax Losses</b>	<b>344,400.00</b>		(1,500.00)	34,900.00	99,049.00				439,949.00
<b>Total Deferred Tax Excluding Equity</b>	<b>483,100.00</b>		(13,500.00)	71,600.00	83,549.00	6,000.00			561,649.00
<b>Total Equity</b>	<b>(20,000.00)</b>			(20,000.00)					(20,000.00)
<b>Total Deferred Tax Excluding VA</b>	<b>463,100.00</b>		(13,500.00)	51,600.00	83,549.00	6,000.00			541,649.00
<b>Total Deferred Tax with VA</b>	<b>461,900.00</b>		(13,500.00)	50,400.00	83,549.00	6,000.00			540,449.00
<b>Total Deferred Tax with Local</b>	<b>193,702.01</b>		486.00	(93,120.88)	(122.45)	(190.10)	370.40		(195,398.39)
<b>Total Deferred Tax with Local (Sch 6b to Sch 7)</b>	<b>267,797.97</b>		(13,014.00)	56,879.12	83,426.55	5,899.90	370.40		344,650.61

**Individual rates:** The Deferred Tax accounts *other* than the temporary differences are modifiable for each filer member (UD7).

The example below is for local group filing. US entity TXP\_US\_107 (filer entity) for local jurisdiction Georgia (TXP\_US\_GA) has three filer members: TXP\_US\_107, TXP\_US\_118, TXP\_US\_120. All filer members are available to input into the *other* deferred tax accounts.



Partial screen shot of the linked cube view:



	Opening Balance	Opening Balance Adj.	Other Adj.	Open 1	Discrete	Opening Provision (from Sch 3)	DTR Gross	Mar 2021	TXP_US_107 (US 107 Entity) - JD-Georgia	Currency	Other Balance Sheet Only 3	Total FX	Total Gross Closing Balance
	TXP_US_118	TXP_US_118	TXP_US_118			TXP_US_118	TXP_US_118	TXP_US_118	TXP_US_118		TXP_US_118	TXP_US_118	TXP_US_118
TXP_TD0020 - Book Gain / Loss on Sale of Assets - TD	44,780.00							2,100.00			2,500.00		50,380.00
TXP_TD0003_Discr - Local Temporary Difference 3 - Discrete - TD					6,700.00								16,200.00
TXP_TD0010_Discr - Local Temporary Difference 10 - Discrete - TD								9,500.00					6,000.00
<b>Total Temporary Differences</b>	<b>167,400.00</b>	<b>11,310.00</b>	<b>(5,300.00)</b>			<b>70.00</b>	<b>(28,800.00)</b>	<b>(7,300.00)</b>	<b>(1,800.00)</b>	<b>(23,000.00)</b>	<b>400.00</b>		<b>114,370.00</b>
TXP_TaxLossCF0001 - Capital Loss (from Sch 3)	2,700.00												3,300.00
<b>Total Tax Losses Current Year</b>	<b>2,700.00</b>												<b>6,000.00</b>
TXP_TaxLossCF0001 - Capital Loss (from Sch 3)	14,300.00				(4,500.00)								9,800.00
TXP_TaxLossCF0002 - NOL (from Sch 3)													
<b>Total Tax Losses Carryforward (from Sch 3)</b>	<b>14,300.00</b>				<b>(4,500.00)</b>								<b>9,800.00</b>
<b>Total Tax Losses</b>	<b>17,000.00</b>				<b>(4,500.00)</b>								<b>15,800.00</b>
TXP_TaxCreditCF0001 - Tax Credit Carryforward (from Sch 3)	10,850.00												7,850.00
TXP_TaxCreditCF0002 - R and D Credit (from Sch 3)	2,700.00												2,700.00
TXP_TaxCreditCF0003 - Foreign Tax Credit (from Sch 3)	6,300.00												6,300.00
<b>Total Tax Credits Carryforward (from Sch 3)</b>	<b>19,850.00</b>												<b>16,850.00</b>
<b>Total Deferred Tax Excluding Equity</b>	<b>204,250.00</b>	<b>11,310.00</b>	<b>(9,800.00)</b>			<b>70.00</b>	<b>(28,800.00)</b>	<b>(7,300.00)</b>	<b>(1,800.00)</b>	<b>(19,700.00)</b>	<b>400.00</b>		<b>147,020.00</b>
TXP_Equity0001 - Pensions	13,500.00												13,500.00
TXP_Equity0002 - Post Retirement Benefit	6,750.00												6,750.00
TXP_Equity0003 - Cash Flow Hedges	20.00												(4,010.00)
TXP_Equity0004 - Net Investment Hedges	(4,390.00)												(6,080.00)
<b>Total Equity</b>	<b>15,880.00</b>												<b>10,160.00</b>
<b>Total Deferred Tax Excluding VA</b>	<b>220,130.00</b>	<b>11,310.00</b>	<b>(9,800.00)</b>			<b>70.00</b>	<b>(28,800.00)</b>	<b>(7,300.00)</b>	<b>(1,800.00)</b>	<b>(19,700.00)</b>	<b>400.00</b>		<b>157,180.00</b>
TXP_AppT00001 - Apportioned Temp Difference 0001	(3,220.00)						(4,100.00)			(2,470.00)			(9,790.00)
TXP_AppT00002 - Apportioned Temp Difference 0002	2,600.00												2,600.00
TXP_AppT00003 - Apportioned Temp Difference 0003	700.00												1,400.00
TXP_AppT00003_Discr - Apportioned Temp Difference 0003 - Discrete					(4,100.00)								(13,100.00)
TXP_AppT00010_Discr - Apportioned Temp Difference 0010 - Discrete							(9,000.00)						
TXP_AppTaxLossCF0001 - Apportioned NOL (from Sch 3)	10,400.00												7,400.00
<b>TXP_DefApporTotal - Total Deferred Apportioned Tax</b>	<b>10,480.00</b>				<b>(4,100.00)</b>		<b>(13,100.00)</b>		<b>(2,470.00)</b>				<b>(11,490.00)</b>
TXP_VANonCurrent - Valuation Allowance NonCurrent	11,270.00	1,820.00											13,090.00
TXP_VANOL - Valuation Allowance NOL	2,700.00												2,700.00
TXP_VACredit - Valuation Allowance Credits	1,375.00							(650.00)					725.00
TXP_VA_ApportVAC - Valuation Allowance Apportioned NonCurrent	(2,955.00)	(455.00)											(3,410.00)
TXP_VA_ApportNOL - Valuation Allowance Apportioned NOL's	(1,420.00)												660.00
<b>Valuation Allowance Total</b>	<b>10,970.00</b>	<b>1,365.00</b>					<b>35.00</b>	<b>(650.00)</b>					<b>13,765.00</b>
<b>Total Deferred Tax with VA</b>	<b>241,580.00</b>	<b>12,675.00</b>	<b>(13,900.00)</b>			<b>15.00</b>	<b>(41,900.00)</b>	<b>(7,950.00)</b>	<b>(4,270.00)</b>	<b>(19,700.00)</b>	<b>400.00</b>		<b>159,455.00</b>
<b>Total Deferred Tax with Local (Sch 6h to 5h 7)</b>	<b>241,580.00</b>	<b>12,675.00</b>	<b>(13,900.00)</b>			<b>15.00</b>	<b>(41,900.00)</b>	<b>(7,950.00)</b>	<b>(4,270.00)</b>	<b>(19,700.00)</b>	<b>400.00</b>		<b>159,455.00</b>

Sch 06 – 03 Gross/Tax Closing Balances – Detail by UD7

This linked cube view is for review only. It displays both the Gross Closing and Tax Closing balances for the filer members (UD7) with data.

The base members of the UD7 parent member with data are displayed in the columns for the entity and jurisdiction selected.

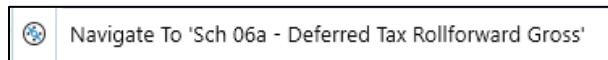
The example below is for national group filing. Canada entity TXP\_CA\_101 (filer entity) has three filer members (UD7): TXP\_CA\_101, TXP\_CA\_102, TXP\_CA\_108 with data.



Schedule 06 Review - Deferred Tax Gross and Tax-Effectuated by UD7 GF Detail - Mar 2021 - TXP\_CA\_101 (CA 101 Entity) - Canada

	TXP_Canada_Total				TXP_CA_101 (UD7)				TXP_CA_102 (UD7)				TXP_CA_108 (UD7)			
	TXP_GrossClosing	TXP_GrossClosing	TXP_GrossClosing	TXP_GrossClosing	TXP_GrossClosing	TXP_GrossClosing	TXP_GrossClosing	TXP_GrossClosing	TXP_GrossClosing	TXP_GrossClosing	TXP_GrossClosing	TXP_GrossClosing	TXP_GrossClosing	TXP_GrossClosing	TXP_GrossClosing	
	Linked CV	Linked CV	Linked CV	Linked CV	Linked CV	Linked CV	Linked CV	Linked CV	Linked CV	Linked CV	Linked CV	Linked CV	Linked CV	Linked CV		
TXP_TD0005 - Tax Depreciation - TD	48,000.00	31,500.00		16,500.00	7,680.00	5,040.00		2,640.00								
TXP_TD0010 - Book Depreciation - TD	(3,700.00)	16,800.00		(20,500.00)	(592.00)	2,688.00		(3,280.00)								
TXP_TD0015 - Tax Gain / Loss on Sale of Assets - TD	21,000.00		21,000.00		3,360.00		3,360.00									
TXP_TD0020 - Book Gain / Loss on Sale of Assets - TD	(12,600.00)		(12,600.00)		(2,016.00)		(2,016.00)									
<b>TXP_TDAssets - Total Fixed and Intangible Assets - TD</b>	<b>52,700.00</b>	<b>48,300.00</b>	<b>8,400.00</b>	<b>(4,000.00)</b>	<b>8,432.00</b>	<b>7,728.00</b>	<b>1,344.00</b>	<b>(640.00)</b>								
TXP_TD0025 - Bad Debt Reserve - TD	(500.00)	3,000.00	(1,400.00)	(2,100.00)	(80.00)	480.00	(224.00)	(336.00)								
TXP_TD0030 - Legal Fee Reserve - TD	19,000.00	(4,100.00)	13,100.00	10,000.00	3,040.00	(656.00)	2,096.00	1,600.00								
TXP_TD0035 - Contingency Reserve - TD																
<b>TXP_TDReserves - Total Reserves and Accruals - TD</b>	<b>18,500.00</b>	<b>(1,100.00)</b>	<b>11,700.00</b>	<b>7,900.00</b>	<b>2,960.00</b>	<b>(176.00)</b>	<b>1,872.00</b>	<b>1,264.00</b>								
TXP_TD0040 - Accrued Incentive Compensation - TD	24,500.00	(21,000.00)	11,000.00	34,500.00	3,920.00	(3,360.00)	1,760.00	5,520.00								
TXP_TD0045 - Deferred Compensation - TD																
TXP_TD0050 - Long Term Incentive Plan - TD																
<b>TXP_TDComp - Total Compensation</b>	<b>24,500.00</b>	<b>(21,000.00)</b>	<b>11,000.00</b>	<b>34,500.00</b>	<b>3,920.00</b>	<b>(3,360.00)</b>	<b>1,760.00</b>	<b>5,520.00</b>								
<b>TXP_TD_NonDscr - Total Temporary Differences - Non-Discretet</b>	<b>95,700.00</b>	<b>26,200.00</b>	<b>31,100.00</b>	<b>38,400.00</b>	<b>15,312.00</b>	<b>4,192.00</b>	<b>4,976.00</b>	<b>6,144.00</b>								
TXP_TD0001_Dscr - Temporary Difference 1 - Discrete - TD	(25,000.00)		(20,000.00)	(5,000.00)	(4,000.00)		(3,200.00)	(800.00)								
TXP_TD0040_Dscr - Accrued Incentive Compensation - Discrete - TD	(2,000.00)	(18,000.00)	14,000.00	2,000.00	(320.00)	(2,880.00)	2,240.00	320.00								
<b>TXP_TD_Dscr - Total Temporary Differences - Discretet</b>	<b>(27,000.00)</b>	<b>(18,000.00)</b>	<b>(6,000.00)</b>	<b>(3,000.00)</b>	<b>(4,320.00)</b>	<b>(2,880.00)</b>	<b>(960.00)</b>	<b>(480.00)</b>								
TXP_TDL0001 - Local Temporary Difference 1 - TD																
TXP_TDL0002 - Local Temporary Difference 2 - TD																
TXP_TDL0003 - Local Temporary Difference 3 - TD																
<b>TXP_TDLTotal_NonDscr - Total Local Temps - Non-Discretet</b>																
TXP_TDL0003_Dscr - Local Temporary Difference 3 - Discrete - TD																
TXP_TDL0010_Dscr - Local Temporary Difference 10 - Discrete - TD																
<b>TXP_TDLTotal_Dscr - Total Local Temps - Discretet</b>																
<b>TXP_TDLTotal - Total Local Only Temporary Differences</b>																
<b>TXP_TempDiffTotal - Total Temporary Differences</b>	<b>68,700.00</b>	<b>8,200.00</b>	<b>25,100.00</b>	<b>35,400.00</b>	<b>10,992.00</b>	<b>1,312.00</b>	<b>4,016.00</b>	<b>5,664.00</b>								
TXP_TaxLossCV0001	8,000.00	8,000.00			1,280.00	1,280.00										
<b>TXP_TaxLossesCY - Total Tax Losses Current Year</b>	<b>8,000.00</b>	<b>8,000.00</b>			<b>1,280.00</b>	<b>1,280.00</b>										
TXP_TaxLossCF0001 - Capital Loss	40,000.00	40,000.00			6,400.00	6,400.00										

The Linked CV in the TXP\_GrossClosing columns will take you to Sch 06a – Deferred Tax Rollforward Gross for the filer member (UD7). The filer member and the tax rates used type will determine (based on a parameter) what accounts are open to input.




The screen shot below is a partial view of the Linked CV for filer member TXP\_CA\_102. Only the temporary difference temps - Non-Discretet accounts are open to input for this combination.

Schedule 06a - DTR Gross - Mar 2021 | TXP\_CA\_101 (CA 101 Entity) - JD: Canada | Currency: Local

	TXP_CA_102	TXP_CA_102	TXP_CA_102	TXP_CA_102	TXP_CA_102	TXP_CA_102	TXP_CA_102
	Opening Balance	Opening Balance Adj.	Other Adj. Open 1 - Discrete	Other Adj. Open 2 - Discrete	Return True-Up (from Sch 2)	Total Adjusted Opening	Provision (from Sch 3)
<b>CALC STATUS</b>	OK	OK	OK	OK	OK	OK	OK
TXP_TD0005 - Tax Depreciation - TD							
TXP_TD0010 - Book Depreciation - TD							
TXP_TD0015 - Tax Gain / Loss on Sale of Assets - TD	9,000.00					9,000.00	
TXP_TD0020 - Book Gain / Loss on Sale of Assets - TD	(11,600.00)					(11,600.00)	
TXP_TD0025 - Bad Debt Reserve - TD	(1,400.00)					(1,400.00)	
TXP_TD0030 - Legal Fee Reserve - TD	7,100.00			2,000.00		9,100.00	
TXP_TD0035 - Contingency Reserve - TD							
TXP_TD0040 - Accrued Incentive Compensation - TD	7,000.00			500.00		7,500.00	
TXP_TD0045 - Deferred Compensation - TD							
TXP_TD0050 - Long Term Incentive Plan - TD							
TXP_TD0001_Dscr - Temporary Difference 1 - Discrete - TD							
TXP_TD0040_Dscr - Accrued Incentive Compensation - Discrete - TD							
<b>Total Temporary Differences</b>	<b>10,100.00</b>				<b>2,500.00</b>	<b>12,600.00</b>	
TXP_TaxLossCV0001							
<b>Total Tax Losses Current Year</b>							
TXP_TaxLossCF0001 - Capital Loss (from Sch 3)							
TXP_TaxLossCF0002 - NOL (from Sch 3)							
<b>Total Tax Losses Carryforward (from Sch 3)</b>							
<b>Total Tax Losses</b>							
TXP_TaxCreditCF0001 - Tax Credit Carryforward (from Sch 3)							
TXP_TaxCreditCF0002 - R and D Credit (from Sch 3)							
TXP_TaxCreditCF0003 - Foreign Tax Credit (from Sch 3)							
<b>Total Tax Credits Carryforward (from Sch 3)</b>							
<b>Total Deferred Tax Excluding Equity</b>	<b>10,100.00</b>				<b>2,500.00</b>	<b>12,600.00</b>	
TXP_Equity0001 - Pensions							
TXP_Equity0002 - Post Retirement Benefit							
TXP_Equity0003 - Cash Flow Hedges							
TXP_Equity0004 - Net Investment Hedges							
<b>Total Equity</b>							
<b>Total Deferred Tax Excluding VA</b>	<b>10,100.00</b>				<b>2,500.00</b>	<b>12,600.00</b>	
TXP_VANonCurrent - Valuation Allowance NonCurrent							
TXP_VANOL - Valuation Allowance NOL							
TXP_VACredit - Valuation Allowance Credits							
<b>Valuation Allowance Total</b>							
<b>Total Deferred Tax with VA</b>	<b>10,100.00</b>				<b>2,500.00</b>	<b>12,600.00</b>	
TXP_DefLocal - Deferred Local (Sch 6a Nat from Sch 6b Local)	(48,295.90)					(48,295.90)	
TXP_DefLocal_Dscr - Deferred Local - Discrete (Sch 6a Nat from Sch 6b Local)	(484.70)				(44.50)	(529.20)	
<b>Total Deferred Local</b>	<b>(48,780.60)</b>				<b>(44.50)</b>	<b>(48,825.10)</b>	
<b>Total Deferred Tax with Local (Sch 6b to Sch 7)</b>	<b>(38,680.60)</b>				<b>2,455.50</b>	<b>(36,225.10)</b>	

The Linked CV in the TXP\_TaxClosing columns will take you to Sch 06a – Deferred Tax Rollforward Tax for the filer member (UD7). The data displayed is the tax-effected Deferred Tax data.

 [Navigate To 'Sch 06a - Deferred Tax Rollforward Tax'](#)

The screen shot below is a partial view of the Linked CV for filer member TXP\_CA\_102.

Category	Opening Balance	Opening Balance Adj.	Other Adj. Open 1 - Discrete	Other Adj. Open 2 - Discrete	Return True-Up (from Sch 2)	Total Adjusted Opening	Provision (from Sch 3)	Deferred Other 1	Deferred Other 2	Deferred Other 2 - Discrete	Deferred Other 10 - Discrete	Rate Ch
<b>Total Temporary Differences - TD</b>	1,818				450	2,268	3,870		(180)		(3,600)	
<b>Total Tax Losses Current Year</b>												
<b>Total Tax Losses Carryforward (from Sch 3)</b>												
<b>Total Tax Losses</b>												
<b>Total Tax Credits Carryforward (from Sch 3)</b>												
<b>Total Deferred Tax Excluding Equity</b>	1,818				450	2,268	3,870		(180)		(3,600)	
<b>Total Deferred Tax Excluding VA</b>	1,818				450	2,268	3,870		(180)		(3,600)	
<b>Total Deferred Tax with VA</b>	1,818				450	2,268	3,870		(180)		(3,600)	
<b>Total Deferred Local</b>					(8)	(8,789)	(842)	60	(11)		44	
<b>Total Deferred Tax with Local</b>					(8)	(8,789)	(842)	60	(11)		44	

For a Non-USD entity change the currency selected in the POV to USD and Force Translate. This will calculate the FX for this data. Drill down to see the details (Open FX, Current Period Activity, and Prior Period activity FX: the FX calculation logic is the same as for Schedule 03, although the results may be different).

### Schedule 06b Deferred Tax Source Tax

This is the same form as 6a Deferred Tax Source Gross, except that it displays the tax-effected Deferred Tax data. There is no user input.

#### Dashboard POV Selection

The POV selections available are based on the workflow type and the group filing status.

#### Workflow Type: Entity

Entity with national only or with national and local jurisdictions; No group filing:

- Entity -> Workflow entity
- Jurisdiction (JD) -> National / local jurisdictions
- Group Filer (GF) -> None member (UD7)

#### Workflow Type: Entity -> National Group Filing Preparation

This schedule is not available for the national group filing prep data as there is no tax calculation in this Entity, Jurisdiction, Group Filer (UD7) combination.

#### Workflow Type: Group Filer (National or Local)

When using group filing for a national or local jurisdiction:

- Entity -> National or Local filer entity
- Jurisdiction (JD) -> National jurisdiction or Local jurisdictions assigned to local filer entity
- Group Filer (GF) -> Parent group filer (UD7), assigned filer members

**Data Process**

Activity data flows from the account Total Deferred Tax with Local to Schedule 07 Tax Account Reconciliation.

Tax rate POV combination: Entity, Jurisdiction (UD1), Group Filer (UD7)

**National Jurisdiction Tax Rates Applied:**

- National tax-effected deferred data is stored in TXP\_Tax\_CalcNat (UD2).
- Tax rates are applied to all accounts except for credits.
- **(1) Opening Balance** is populated with the Total Tax Closing Balance from December of the Prior Year.
- **(2) Open Def Rate** times gross adjusted opening flow members, except the Opening Balance.
- **(3) CY Stat Rate** times the gross current year activity flow members.

**National Jurisdiction Rate Change impact:**

- **(A) Rate Change – Open Bal**
  - **(1) Opening balance non-discrete base members times (CY Stat Rate minus Open Def. Rate)**
- **(B) Rate Change – Open Bal – Discrete**
  - **(2) Opening balance discrete base members times (CY Stat Rate minus Open Def. Rate)**
- **(C) Rate Change – CY Prov.**
  - **(3) Gross activity non-discrete (base members) times (Close Def. Rate minus CY Stat Rate)**
- **(D) Rate Change – CY Prov. – Discrete**
  - **(4) Gross activity discrete (base members) times (Close Def. Rate minus CY Stat Rate)**
- Tax credits are input as tax-effected and have no rate change impact.

**Local Jurisdiction Tax Rates applied:**

- Local tax-effected deferred data is stored in TXP\_Tax\_CalcApport and TXP\_Tax\_CalcLocal (UD2).
- Tax rates are applied to all accounts except the credits.
- Opening balance is populated with the Total Tax Closing Balance from December of the Prior Year.
- Open Def Rate is applied to accounts for the adjusted opening flow members, except the Opening Balance.
  - (1) Pre-apportioned accounts: Gross data times Open Def. Apport Pct times Open Def. Rate.
  - (2) Apportioned accounts: Gross data times Open Def. Rate.
- CY Stat Rate is applied to accounts for the current year activity flow members:
  - (1) Pre-apportioned accounts: Gross data times CY Apport Pct times CY Stat Rate.
  - (2) Apportioned accounts: Gross data times CY Stat Rate.
- (3) Tax credits are input as tax-effected and have no tax rate applied.

Schedule 06b - Deferred Tax Rollforward (Tax) - TXP_Actual Mar 2021	
CALC STATUS	OK
TXP_TD0005 - Tax Depreciation - TD	(124.25)
TXP_TD0010 - Book Depreciation - TD	(8.40)
	(55.70)
TXP_TDL0001 - Local Temporary Difference 1 - TD <b>1</b>	(3.50)
TXP_TDL0002 - Local Temporary Difference 2 - TD	(24.50)
TXP_TDL0003 - Local Temporary Difference 3 - TD	3.15
TXP_TDL0003_Dscr - Local Temporary Difference 3 - Discrete - TD	31.50
TXP_TDL0010_Dscr - Local Temporary Difference 10 - Discrete - TD	24.50
<b>Total Temporary Differences</b>	<b>(182.88)</b>
TXP_TaxLossCY0001	(6.30)
<b>Total Tax Losses Current Year</b>	<b>(6.30)</b>
TXP_TaxLossCF0001 - Capital Loss (from Sch 3)	80.50
TXP_TaxLossCF0002 - NOL (from Sch 3)	114.80
<b>Total Tax Losses Carryforward (from Sch 3)</b>	<b>195.30</b>
<b>Total Tax Losses</b>	<b>189.00</b>
TXP_TaxCreditCF0001 - Tax Credit Carryforward (from Sch 3)	7,812.50
TXP_TaxCreditCF0002 - R and D Credit (from Sch 3)	7,525.00
TXP_TaxCreditCF0003 - Foreign Tax Credit (from Sch 3) <b>3</b>	4,125.00
<b>Total Tax Credits Carryforward (from Sch 3)</b>	<b>19,462.50</b>
<b>Total Deferred Tax Excluding Equity</b>	<b>19,468.63</b>
TXP_Equity0001 - Pensions	105.00
TXP_Equity0002 - Post Retirement Benefit	52.50
TXP_Equity0003 - Cash Flow Hedges <b>1</b>	(5.60)
TXP_Equity0004 - Net Investment Hedges	(21.00)
<b>Total Equity</b>	<b>130.90</b>
<b>Total Deferred Tax Excluding VA</b>	<b>19,599.53</b>
TXP_AppTD0001 - Apportioned Temp Difference 0001	(90.00)
TXP_AppTD0002 - Apportioned Temp Difference 0002 <b>2</b>	(140.00)
TXP_AppTD0003 - Apportioned Temp Difference 0003	(10.00)
TXP_AppTD0003_Dscr - Apportioned Temp Difference 0003 - Discrete	410.00
TXP_AppTD0010_Dscr - Apportioned Temp Difference 0010 - Discrete	230.00
TXP_AppTaxLossCF0001 - Apportioned NOL (from Sch 3)	1,988.13
<b>TXP_DefApportTotal - Total Deferred Apportioned Tax</b>	<b>2,388.13</b>
TXP_VANonCurrent - Valuation Allowance NonCurrent <b>1</b>	182.88
TXP_VANOL - Valuation Allowance NOL	(189.00)
TXP_VACredit - Valuation Allowance Credits <b>3</b>	(19,462.50)
TXP_VA_ApportNC - Valuation Allowance Apportioned NonCurrent <b>2</b>	(400.00)
TXP_VA_ApportNOL - Valuation Allowance Apportioned NOL's	(1,988.13)
<b>Valuation Allowance Total</b>	<b>(21,856.75)</b>
<b>Total Deferred Tax with VA</b>	<b>130.90</b>
<b>Total Deferred Tax with Local (Sch 6b to Sch 7)</b>	<b>130.90</b>

**Local Jurisdiction Rate Change impact:**

- **(A) Rate Change – Open Bal**
  - (1) Gross opening balance non-discrete base members:
    - Pre-AppORTioned Accounts times ((CY AppORT Pct times CY Stat Rate) minus (Open Def AppORT Pct times Open Def Rate)).
    - AppORTioned Accounts times (CY Stat Rate minus Open Def Rate).
- **(B) Rate Change – Open Bal - Discrete**
  - (2) Gross opening balance discrete base members:
    - Pre-AppORTioned Accounts times ((CY AppORT Pct times CY Stat Rate) minus (Open Def AppORT Pct times Open Def Rate)).
    - AppORTioned Accounts times (CY Stat Rate minus Open Def Rate).
- **(C) Rate Change – CY Prov**
  - (3) Gross activity non-discrete (base members):
    - Pre-AppORTioned Accounts times ((Close Def AppORT Pct times Close Def Rate) minus (CY AppORT Pct times CY Stat Rate)).
    - AppORTioned Accounts times (Close Def Rate minus CY Stat Rate).
- **(D) Rate Change – CY Prov - Discrete**
  - (4) Gross activity discrete (base members):
    - Pre-AppORTioned Accounts times ((Close Def AppORT Pct times Close Def Rate) minus (CY AppORT Pct times CY Stat Rate)).
    - AppORTioned Accounts times (Close Def Rate minus CY Stat Rate).
- Tax credits are input as tax-effected and have no rate change impact.

Entity	Sticky PCV	Jurisdiction (ID)	Group Filter (ID)	Source	Jurisdiction Type	Currency	Show Cur Code	Data Decimal Places	Refresh Data	Schedule 06b - Deferred Tax Rollforward (Tax) - TXP_Actual Mar 2021																			
		TXP_DE_BA	None	TXP_Local	Local		No	2			Opening Balance	Opening Balance Adj.	Other Adj. Open 1 - Discrete	Other Adj. Open 2 - Discrete	Return True-Up	Total Adjusted Opening	Provision	Deferred Other 1 - Discrete	Deferred Other 2 - Discrete	Deferred Other 3 - Discrete	Equity Adjustments	Other Balance Sheet Only 2	Other Balance Sheet Only 3	Rate Change - Open Bal	Rate Change - Open Bal - Discrete	Rate Change - CY Prov	Rate Change - CY Prov - Discrete	Total FX	Total Tax Closing Balance
TXP_TD0005 - Tax Depreciation - TD											(124.25)				3.50	(120.75)	6.00								17.75	(0.50)			(150.00)
TXP_TD0010 - Book Depreciation - TD											(8.40)	5.25			17.50	14.35								0.45	(2.50)			12.48	
TXP_TD0015 - Tax Gain / Loss on Sale of Assets - TD											53.38				5.25	58.63	16.10							(7.63)	(0.75)			88.20	
TXP_TD0020 - Book Gain / Loss on Sale of Assets - TD											67.40					67.40								18.00	(8.20)			144.60	

Entity	Sticky PCV	Jurisdiction (ID)	Group Filter (ID)	Source	Jurisdiction Type	Currency	Show Cur Code	Data Decimal Places	Refresh Data	Schedule 06b - Deferred Tax Rollforward (Tax) - TXP_Actual Mar 2021																		
		TXP_DE_BA	None	TXP_Local	Local		No	2			Opening Balance	Opening Balance Adj.	Other	Opening	Provision	Deferred Other 1 - Discrete	Deferred Other 2 - Discrete	Deferred Other 3 - Discrete	Equity Adjustments	Other Balance Sheet Only 2	Other Balance Sheet Only 3	Rate Change - Open Bal	Rate Change - Open Bal - Discrete	Rate Change - CY Prov	Rate Change - CY Prov - Discrete	Total FX	Total Tax Closing Balance	
TXP_TD0005 - Tax Depreciation - TD											(124.25)			(23.75)	8.00	(14.25)									(0.50)	(0.00)	1.80	(150.00)
TXP_TD0010 - Book Depreciation - TD											(8.40)	5.25		14.35		(4.50)								(3.50)	(4.32)	8.00	12.48	
TXP_TD0015 - Tax Gain / Loss on Sale of Assets - TD											53.38			58.63	18.75	(2.63)	(11.25)							(0.75)	33.38	2.70	88.20	
TXP_TD0020 - Book Gain / Loss on Sale of Assets - TD											67.40			67.40											18.00	(8.20)	144.60	

Entity	Sticky PCV	Jurisdiction (ID)	Group Filter (ID)	Source	Jurisdiction Type	Currency	Show Cur Code	Data Decimal Places	Refresh Data	Schedule 06b - Deferred Tax Rollforward (Tax) - TXP_Actual Mar 2021																
		TXP_DE_BA	None	TXP_Local	Local		No	2			Opening Balance	Opening Balance Adj.	Other Adj. Open 1 - Discrete	Other Adj. Open 2 - Discrete	Return True-Up	Total	Deferred Other 2 - Discrete	Deferred Other 10 - Discrete	Equity	Rate Change - Open Bal	Rate Change - Open Bal - Discrete	Rate Change - CY Prov	Rate Change - CY Prov - Discrete	Total FX	Total Tax Closing Balance	
TXP_TD0005 - Tax Depreciation - TD															3.50									(0.05)	1.80	(150.00)
TXP_TD0010 - Book Depreciation - TD															17.50									(4.32)	9.00	12.48
TXP_TD0015 - Tax Gain / Loss on Sale of Assets - TD															5.25	(11.25)							10.38	2.70	88.20	

The **DTA/DTL** for both National and Local jurisdictions calculates based on the Closing Tax Rate: DTA is positive, DTL is negative; Total DTA/DTL column should equal Total Tax Closing Balance column.

Schedule 06b - Deferred Tax Rollforward (Tax) - TXP_Actual Mar 2021										
	Change - Open Bal.	Discrete	Rate Change - CY Prov.	Rate Change - CY Prov.	Discrete	Total FX	Total Tax Closing Balance	DTA	DTL	Total DTA/DTL
CALC STATUS	OK	OK	OK	OK	OK	OK	OK	OK	OK	OK
TXP_TD0005 - Tax Depreciation - TD	(30.00)	(483.75)		15.00			(3,593.75)		(3,593.75)	(3,593.75)
TXP_TD0010 - Book Depreciation - TD	(150.00)	(36.00)		75.00			299.00	299.00	-	299.00
TXP_TD0015 - Tax Gain / Loss on Sale of Assets - TD	(45.00)	253.13		22.50			2,113.13	2,113.13		2,113.13
TXP_TD0020 - Book Gain / Loss on Sale of Assets - TD		362.25					2,777.25	2,777.25		2,777.25
TXP_Equity0002 - Post Retirement Benefit		138.75					1,063.75	1,063.75		1,063.75
TXP_Equity0003 - Cash Flow Hedges		4.13					31.63	31.63		31.63
TXP_Equity0004 - Net Investment Hedges		(88.13)					(675.63)		(675.63)	(675.63)
<b>Total Equity</b>		<b>562.88</b>					<b>4,315.38</b>	<b>4,991.00</b>	<b>(675.63)</b>	<b>4,315.38</b>
<b>Total Deferred Tax Excluding VA</b>	<b>1,161.30</b>	<b>16,175.63</b>		<b>(577.65)</b>			<b>156,259.48</b>	<b>175,306.35</b>	<b>(19,046.88)</b>	<b>156,259.48</b>
TXP_VANonCurrent - Valuation Allowance NonCurrent	73.50	607.50		(105.75)			3,846.75	3,846.75		3,846.75
TXP_VANOL - Valuation Allowance NOL	(966.00)	(16,220.25)		549.00			(120,146.25)		(120,146.25)	(120,146.25)
TXP_VACredit - Valuation Allowance Credits							(36,675.00)		(36,675.00)	(36,675.00)
<b>Valuation Allowance Total</b>	<b>(892.50)</b>	<b>(15,612.75)</b>		<b>443.25</b>			<b>(152,974.50)</b>	<b>3,846.75</b>	<b>(156,821.25)</b>	<b>(152,974.50)</b>
<b>Total Deferred Tax with VA</b>	<b>268.80</b>	<b>562.88</b>		<b>(134.40)</b>			<b>3,284.97</b>	<b>179,153.10</b>	<b>(175,868.13)</b>	<b>3,284.97</b>
TXP_DefLocal - Deferred Local (Sch 6a Nat from Sch 6b Local)		(341.36)					(2,617.13)		(2,617.13)	(2,617.13)
TXP_DefLocal_Dscr - Deferred Local - Discrete (Sch 6a Nat from Sch 6b Local)	290.94	45.41		(212.57)			(1,281.56)		(1,281.56)	(1,281.56)
<b>Total Deferred Local</b>	<b>290.94</b>	<b>(295.95)</b>		<b>(212.57)</b>			<b>(3,898.69)</b>		<b>(3,898.69)</b>	<b>(3,898.69)</b>
<b>Total Deferred Tax with Local (Sch 6b to Sch 7)</b>	<b>559.74</b>	<b>266.92</b>		<b>(346.97)</b>			<b>(613.72)</b>	<b>179,153.10</b>	<b>(179,766.82)</b>	<b>(613.72)</b>

### Schedule 07 Tax Account Reconciliation

This Form provides a 'walk across' all tax Income Statement and Balance Sheet account balances. This form may be utilized to provide reconciliation to tax account balances in consolidations or other business cubes in OneStream.

The combined National and Local current and deferred expense totals as well as the separate National and Local expense totals are displayed. The Balance Sheet data is displayed separately for National and Local data. The General Ledger data may also be brought into the form to facilitate determining the tax entry that is required for the general ledger.

The columns represent the General Ledger accounts, and the rows represent the tax provision summary data. The data, except the Reclassification amounts, is populated using Business Rules. Updates to this form will be infrequent.

**Schedule 07 Tax Account Reconciliation** allows input only for national jurisdiction. This form does display totals for the national and local jurisdictions.

**Schedule 07b Tax Account Reconciliation** allows input and displays data only for local jurisdictions.

### Dashboards POV Selection

The Entity dimension is the only selectable field.

#### Workflow Type: Entity

When group filing is no for national and / or local jurisdictions:

- Entity -> Workflow entity
- Jurisdiction (JD) -> National jurisdiction

#### Workflow Type: Group Filer (National)



When using group filing for a national jurisdiction:

- Entity -> National filer entity
- Jurisdiction (JD) -> National jurisdiction

### **Workflow Type: Group Filer (Local)**

This form is not available in this workflow. See [Schedule 07b \(Local\) Tax Account Reconciliation](#).

### **Data Process**

#### **Schedule notes**

Tax-effected data from Schedule 05 Current Provision & Schedule 06b Deferred Tax Source Tax is populated via business rules.

#### **Column data:**

- **(A)** Current and deferred expenses for combined national and local jurisdiction data.
- **(B)** Current and deferred expenses and balance sheet data for the national jurisdiction.
- **(C)** Current and deferred expenses and balance sheet data for the total local jurisdiction.

**(D)** Opening Balance for the Balance Sheet accounts should equal the Tax Ending Balance from the prior year December.

**(E)** Typically, the DTA/DTL Total Tax Ending amount should equal the Tax Closing Balance on Schedule 6b.

**(F)** TXP\_TxRperGL – Ending GL Balance is where the source general ledger data may be brought into Tax Provision Blueprint (typically using Data Management).

**(G)** Balance Sheet and Income Statement data can be reclassified using the Reclass lines for Prior Year and/or Current Year.

- National group filing – No
  - UD7 for reclassification lines will populate with the **None** member.
- National group filing – Yes
  - UD7 for reclassification lines will populate with the group filer member.



**Note:** If the Reclass amount does not net to zero for Expense data, this will result in a variance with the Total Tax Expense (Statutory) in Schedule 8 Local ETR.

	CTE - Income			CTE - WHT			Deferred Exp. (Inc.)			DFA / DTL			Inc. Tax (Pac)			Inc. Tax Rec.		
	National & Local TSP - National	National & Local TSP - State	National & Local TSP - Local	National & Local TSP - National	National & Local TSP - State	National & Local TSP - Local	National	National	National	National	National	National	National	National	National	National	National	National
<b>Opening Balance</b>																		
<b>Current Year</b>																		
<b>Total Tax Ending Balance</b>	4,044.77	2,500.00	(12,796.33)	224.17	2,500.00	4,881.75	(813.22)	4,900.97	(8,800.00)	3,820.60	(17,678.10)	18,303.64	9,971.46	(5,785.00)				

### Schedule 07b (Local) Tax Account Reconciliation

Use **Schedule 07b** Tax Account Reconciliation to reclass data for local jurisdictions.

- Local Group Filing – No
  - UD7 for reclassification lines will populate with the **None** member.
- Local Group Filing – Yes
  - UD7 for reclassification lines will populate with the group filer member.

Schedule 07b - Tax Account Reconciliation - TXP_Actual Mar 2021						
	CTE - Income (from Sch 5)	CTE - WHT (from Sch 5)	Deferred Exp. (Inc.)	DTA / DTL	Inc. Tax (Pay.)	Inc. Tax Rec.
<b>CALC STATUS</b>	OK	OK	OK	OK	OK	OK
<b>Opening Balance</b>						
TXP_TxROpeningBal - Opening Balance				96.00	3,043.52	(2,900.00)
TXP_TxROpeningAdj - Opening Balance Adjustments (from Sch 6b)			0.70	(0.70)		
TXP_TxROtherOpenAdj_Dscr - Opening Balance Other Adjustments - Discrete (from Sch 6b)						
TXP_TxRPayPY - Cash Payments PY (from Sch 4)					800.00	
TXP_TxRRefundPY - Cash (Refunds) PY (from Sch 4)						(1,200.00)
TXP_TxRAJustRTP - Prior Year True-Up (RTP) (from Sch 5 / 6b)	1,770.30		(4,883.80)	4,883.80	(1,770.30)	
TXP_TxRAJustRC1 - Prior Year RTP Rate Change 1 (from Sch 5)	(368.90)				368.90	
TXP_TxRAJustRC2 - Prior Year RTP Rate Change 2 (from Sch 5)	(1,038.84)				1,038.84	
TXP_TxRPyReclassIncSt - Reclass to / from Income Statement PY						
TXP_TxRPyReclassBalSheet - Reclass to / from Balance Sheet PY						
<b>Total Adjusted Opening Balance</b>	<b>362.56</b>		<b>(4,883.10)</b>	<b>4,979.10</b>	<b>3,480.96</b>	<b>(4,100.00)</b>
<b>Current Year</b>						
TXP_TxRPayCY - Cash Payments (Refunds) CY (from Sch 4)					2,400.00	
TXP_TxRRefundCY - Cash (Refunds) CY (from Sch 4)						
TXP_TxRWHPayment - Withholding Payments (from Sch 4)					1,200.00	
TXP_TxRCurrentTaxReturn - Current Tax Return (from Sch 5)	(951.00)				951.00	
TXP_TxRWHTExp - Withholding Tax Expense (from Sch 5)						
TXP_TxRAAdjustments - Other Current Expense Adjustments (from Sch 5)	4,100.00				(4,100.00)	
TXP_TxRAAdjustmentOther_Dscr - Other Current Expense Adjustments - Discretess (from Sch 5)						
TXP_TxRCYProvision - CY Provision (Deferred) (from Sch 6b)			(703.95)	703.95		
TXP_TxRDefOtherAdj - Deferred Other (from Sch 6b)			1,810.46	(1,810.46)		
TXP_TxRDefOtherAdj_Dscr - Deferred Other - Discretess (from Sch 6b)			(15.18)	15.18		
TXP_TxRDefRCLocal - Deferred Rate Change Local (from Sch 6b)						
TXP_TxRDefRCLocal_Dscr - Deferred Rate Change Local - Discrete (from Sch 6b)						
TXP_TxRDefOtherBSO - Deferred BSO (from Sch 6b)				57.34		
TXP_TxRDefRCOpening - Rate Change Impact (from Sch 6b)			0.46	61.95		
TXP_TxRDefRCOpening_Dscr - Rate Change Impact - Opening - Discrete (from Sch 6b)			(1,525.40)	1,525.40		
TXP_TxRDefRCActivity - Rate Change Activity - Deferred (from Sch 6b)			57.99	14.02		
TXP_TxRDefRCActivity_Dscr - Rate Change Activity - Deferred - Discrete (from Sch 6b)			(503.69)	503.69		
TXP_TxRCYReclassIncSt - Reclass To / From Income Statement CY						
TXP_TxRCYReclassBalSheet - Reclass To / From Balance Sheet CY						
<b>Total Current Year</b>	<b>3,149.00</b>		<b>(879.31)</b>	<b>1,071.05</b>	<b>451.00</b>	
<b>FX</b>						
TXP_TxRFXOpeningBal - FX - Opening Balance						
TXP_TxRFXCurrentYear - FX - Current Year						
TXP_TxRFXPriorPeriod - FX - Prior Period						
<b>Total FX</b>						
<b>Total Tax Ending Balance</b>	<b>3,511.56</b>		<b>(5,762.41)</b>	<b>6,050.15</b>	<b>3,931.96</b>	<b>(4,100.00)</b>

## Schedule 08 Local ETR

No input is required or allowed on this form.

All Effective Tax Rate driver information on this schedule is populated by Business Rules driven from the Current Provision (Schedule 05) and Deferred Tax Roll forward (Schedule 06b).

The Local ETR calculates the Entity's Effective Tax Rate using the Statutory (Local) Tax Rate.

The Local ETR data is held in the UD2 **TXP\_Tax\_SETR** member and the UD7 **None** member. When using group filing the ETR is calculated for the Filer Entity in total and is not broken out by filer member.

### Schedule Notes:

**(A)** The Total Tax Expense calculated on Schedule 07 Tax Account Reconciliation is displayed at the top of the schedule.

**(B)** Total Adjusted Pretax Income gross and tax-effected is displayed.

- National group filing: Yes
  - The amount will include the total of all the entity filer members (parent UD7).
  - Tax rate applied is from the Entity, Jurisdiction, Group Filer member rate
  - in the screen shot below this would be TXP\_CA\_101 (Entity), TXP\_CA (Jurisdiction – UD1), TXP\_CA\_101 (Group Filer – UD7)

**(C)** National jurisdiction only data

**(D)** National jurisdiction – National benefit data

**(E)** Total local jurisdiction data

**(F)** The Total Tax Expense (Total JD) should match the Total Tax Expense (Statutory). Any variance will populate on the last row of the schedule.

Entity: TXP\_CA\_101    Sticky POV: Source    Jurisdiction Type: TXP\_CA    Currency: Local    Show Curr Code: No    Data Decimal Places: 2 Decimals    Percent Decimal Places: 2 Decimals    Refresh Data

**Schedule 08 - Local Effective Tax Rate - TXP\_Actual Dec 2021**

	Expense	ETR
<b>CALC STATUS</b>	OK	OK
<b>Tax Expense</b>		
Current (Total JD) (from Sch 7)	131,403.02	
Withholding (Total JD) (from Sch 7)		
Deferred (Total JD) (from Sch 7)	2,093.68	
<b>Total Tax Expense (Total JD)</b>	<b>133,496.70</b>	<b>31.06%</b>
<b>TXP_PTIAdjustedTotal - Total Adjusted Pretax Income (from Sch 5)</b>	<b>429,790.90</b>	
<b>Adjusted Pretax at Statutory Rate</b>	<b>77,362.36</b>	<b>18.00%</b>
TXP_PD0005 - Municipal Bond Interest Income - PD (from Sch 5)	(6,023.63)	(1.40%)
TXP_PD0010 - Interest Cost to Carry Municipal Bonds - PD (from Sch 5)	(3,425.21)	(0.80%)
TXP_PD0015 - Subpart F Income - PD (from Sch 5)		
TXP_PD0020 - Section 78 Gross Up - PD (from Sch 5)		
TXP_PDI0003_Dscr - Local Permanent Differences 3 - Discrete - PD (from Sch 5)		
TXP_PDI0010_Dscr - Local Permanent Differences 10 - Discrete - PD (from Sch 5)		
<b>Total Permanent Differences (from Sch 5)</b>	<b>(2,834.65)</b>	<b>(0.66%)</b>
<b>TXP_LocalExp - Local Tax Expense (Taxed) (from Sch 5)</b>		
TXP_OtherTax006_Dscr - Other Tax 6 - Discrete (from Sch 5)	19,685.09	4.58%
TXP_OtherTax010_Dscr - Other Tax 10 - Discrete (from Sch 5)		
<b>Total Other Taxes (from Sch 5)</b>	<b>19,685.09</b>	<b>4.58%</b>
TXP_Adjustment002 - Withholding Tax Expense (from Sch 5)		
TXP_Adjustment100 - Uncertain Tax Positions - Non-Discrete (from Sch 5)		
<b>Total Adjustments - Non-Discretes (from Sch 5)</b>		
TXP_Adjustment120_Dscr - Uncertain Tax Positions - Discrete (from Sch 5)	13,123.38	3.05%
TXP_Adjustment121_Dscr - Tax Adjustment 121 - Discrete (from Sch 5)		
<b>Total Other Adjustments - Discretes (from Sch 5)</b>	<b>13,123.38</b>	<b>3.05%</b>
TXP_ETRVADeOtherAdj - VA Deferred Other		
TXP_ETRVADeOtherAdj - VA Deferred Other		
TXP_ETRVADeOtherAdj - VA Deferred Other		
TXP_ETRVARTPAj - VA RTP		
TXP_ETRVADeOtherAdj_Dscr - VA Deferred Other - Discretes		
<b>Total Change in Valuation Allowance (from Sch 6b)</b>	<b>(104.00)</b>	<b>(0.02%)</b>
TXP_AdjustmentRTP - Return to Provision True-up	(3,955.00)	(0.92%)
TXP_AdjustmentRC1 - RTP Rate Change Provision	3,183.24	0.74%
TXP_AdjustmentRC2 - RTP Rate Change Variance	(203.24)	(0.05%)
TXP_ETRRTPAj - RTP	(2,540.00)	(0.59%)
<b>Total Return True Up (from Sch 5 / 6b)</b>	<b>(3,515.00)</b>	<b>(0.82%)</b>
TXP_ETROpenAdj - Opening Adjustment		
TXP_ETRDeOtherAdj - Deferred Other	118.11	0.03%
TXP_ETRRCOpening - Opening Rate Change Impact		
TXP_ETRDeOtherAdj_Dscr - Deferred Other - Discretes		
TXP_ETRDeOtherAdj_Dscr - Deferred Other - Discretes		
<b>Total Deferred Expenses (from Sch 6b)</b>	<b>17,231.53</b>	<b>4.01%</b>
TXP_TaxLocalDeduction - National Benefit on Local	(2,130.48)	(0.50%)
TXP_TaxLocalDeduction_Dscr - National Benefit on Local - Discrete	792.12	0.18%
TXP_ETRNatBenLocalDefRTP - National Benefit Local RTP (Discrete)	(9.12)	-
TXP_ETRNatBenLocalDefRC - National Benefit on Local Rate Change (Discrete)	268.48	0.06%
TXP_ETRNatBenLocalDefRC_Dscr - National Benefit on Local Rate Change - Discrete	(33.99)	(0.01%)
TXP_ETRNatBenLocalDefOther - National Benefit Other Activity	122.02	0.03%
TXP_ETRNatBenLocalDefOther_Dscr - National Benefit Other Activity - Discrete	(5,141.11)	(1.20%)
TXP_ETRLocalCurrentExp - Local Current Expense	21,881.28	5.09%
TXP_ETRLocalCurrentExp_Dscr - Local Current Expense - Discrete	(3,886.92)	(0.90%)
TXP_ETRLocalDefRTP - Local Deferred RTP (Discrete)	(216.35)	(0.05%)
TXP_ETRLocalDefRC - Local Deferred Rate Change (Discrete)	(1,098.22)	(0.26%)
TXP_ETRLocalDefRC_Dscr - Local Deferred Rate Change - Discrete	33.59	0.01%
TXP_ETRLocalDefVA - Local Deferred Valuation Allowance		
TXP_ETRLocalDefVA_Dscr - Local Deferred Valuation Allowance - Discrete	210.33	0.05%
TXP_ETRLocalDefOther - Local Deferred Other Activity	144.29	0.03%
TXP_ETRLocalDefOther_Dscr - Local Deferred Other Activity - Discrete	1,612.08	0.38%
<b>Total Local / Local Impact Expenses</b>	<b>12,547.99</b>	<b>2.92%</b>
<b>Total Tax Expense (Statutory)</b>	<b>133,496.70</b>	<b>31.06%</b>
Variance (TXP_TxEndingBalance - TXP_ETRStatTotal)	-	

## Schedule 09 Consolidated ETR

No input is required or allowed on this form.

All Effective Tax Rate driver information on this schedule is populated by Business Rules driven from the Current Provision (Schedule 05) and Deferred Tax Roll forward (Schedule 06b). The only difference between the Statutory (Local) ETR and the Consolidate ETR is the calculation of the Tax Rate Differential and the grouping of the tax data.

The Consolidated Tax Rate is typically the tax rate of the reporting country, such as the United States in our example.

The Consolidated ETR data is held in the UD2 **TXP\_Tax\_CETR** member and the UD7 **None** member. When using group filing the ETR is calculated for the Filer Entity in total and is not broken out by filer member.

### Schedule Notes:

**(A)** Tax rates displayed for reference.

- National group filing: Yes
  - No current year stat rate is displayed.

**(B)** Total Adjusted Pretax Income gross and tax-effected is displayed.

- National group filing: Yes
  - The amount will include the total of all the entity filer members (parent UD7).

**(C)** Tax Rate Differential takes the gross total adjusted pretax income times (consolidated tax rate – statutory tax rate).

- National group filing: Yes
  - Statutory tax rate used is from the Entity, Jurisdiction and Group Filer member rate.
  - In the screen shot below this would be TXP\_CA\_101 (Entity), TXP\_CA (Jurisdiction – UD1), TXP\_CA\_101 (Group Filer – UD7).

**(D)** National jurisdiction only data

**(E)** National jurisdiction – National benefit data

**(F)** Total local jurisdiction data

**(G)** The Total Consolidated Rate Reconciliation amount should be the same as each of the Memo Items from Schedule 08.

Entity: TXP_CA_101   Sticky POV: Source   Jurisdiction Type: TXP_CA   Currency: Local   Show Curr Code: No   Data Decimal Places: 2 Decimals   Perc: 2 D			
Schedule 09 - Consolidated Effective Tax Rate - TXP_Actual Dec 2021			
	Expense	ETR	
CALC STATUS	OK	OK	
<b>A</b>			
TXP_ConsolTaxRate - Consolidated Tax Rate		22.00%	
TXP_CYRate - Current Year Stat Rate			
<b>B</b>			
TXP_PTIAAdjustedTotal - Total Adjusted Pretax Income	429,790.90		
PTI Adjusted Total (at Consolidated Tax Rate)	94,554.00	22.00%	
<b>C</b>			
TXP_TaxRateDiff - Tax Rate Differential	(17,191.64)	(4.00%)	
TXP_LocalExp - Local Tax Expense (Taxed) (from Sch 5)			
<b>Total Foreign Rate Differential</b>	<b>(17,191.64)</b>	<b>(4.00%)</b>	
TXP_PD0005 - Municipal Bond Interest Income - PD	(6,023.63)	(1.40%)	
TXP_PD0010 - Interest Cost to Carry Municipal Bonds - PD	(3,425.21)	(0.80%)	
TXP_PD0015 - Subpart F Income - PD			
TXP_PD0020 - Section 78 Gross Up - PD			
TXP_ETRVAOtherOpenAdj_Dscr - VA Other Opening Adjustment - Discretes			
TXP_ETRVARTPAAdj - VA RTP			
TXP_ETRVADefOtherAdj_Dscr - VA Deferred Other - Discretes			
<b>D</b>			
<b>Total Change in Valuation Allowance (from Sch 6b)</b>	<b>(104.00)</b>	<b>(0.02%)</b>	
TXP_AdjustmentRTP - Return to Provision True-up	(3,955.00)	(0.92%)	
TXP_AdjustmentRC1 - RTP Rate Change Provision	3,163.24	0.74%	
TXP_AdjustmentRC2 - RTP Rate Change Variance	(203.24)	(0.05%)	
TXP_ETRRTPAAdj - RTP	(2,540.00)	(0.59%)	
<b>Total Return to Provision True-up (from Sch 5 / 6b)</b>	<b>(3,515.00)</b>	<b>(0.82%)</b>	
TXP_ETROpenAdj - Opening Adjustment			
TXP_ETRDefOtherAdj - Deferred Other	118.11	0.03%	
TXP_ETRRCOpening - Opening Rate Change Impact	-	-	
TXP_ETRRCOpening_Dscr - Opening Rate Change Impact - Discrete	-	-	
TXP_ETRRCCYProv - Activity Rate Change Impact	9,704.31	2.26%	
TXP_ETRRCCYProv_Dscr - Activity Rate Change Impact - Discrete	(530.55)	(0.12%)	
TXP_ETROtherOpenAdj_Dscr - Other Opening Adjustment - Discretes	2,480.32	0.58%	
TXP_ETRDefOther_Dscr - Deferred Other - Discretes	5,459.34	1.27%	
<b>Total Federal Deferred Change in Tax Status (from Sch 6b)</b>	<b>17,231.53</b>	<b>4.01%</b>	
<b>Total Other ETR Consolidated</b>	<b>43,586.35</b>	<b>10.14%</b>	
TXP_TaxLocalDeduction - National Benefit on Local	(2,130.48)	(0.50%)	
TXP_TaxLocalDeduction_Dscr - National Benefit on Local - Discrete	792.12	0.18%	
TXP_ETRNatBenLocalDefRTP - National Benefit Local RTP (Discrete)	(9.12)	-	
TXP_ETRNatBenLocalDefRC - National Benefit on Local Rate Change (Discrete)	268.48	0.06%	
TXP_ETRNatBenLocalDefRC_Dscr - National Benefit on Local Rate Change - Discrete	(33.99)	(0.01%)	
TXP_ETRNatBenLocalDefOther - National Benefit Other Activity	122.02	0.03%	
TXP_ETRNatBenLocalDefOther_Dscr - National Benefit Other Activity - Discrete	(5,141.11)	(1.20%)	
TXP_ETRLocalCurrentExp - Local Current Expense	21,861.28	5.09%	
TXP_ETRLocalCurrentExp_Dscr - Local Current Expense - Discrete	(3,886.92)	(0.90%)	
TXP_ETRLocalDefRTP - Local Deferred RTP (Discrete)	(216.35)	(0.05%)	
TXP_ETRLocalDefRC - Local Deferred Rate Change (Discrete)	(1,098.22)	(0.26%)	
TXP_ETRLocalDefRC_Dscr - Local Deferred Rate Change - Discrete	159	0.01%	
TXP_ETRLocalDefVA - Local Deferred Valuation Allowance			
TXP_ETRLocalDefVA_Dscr - Local Deferred Valuation Allowance - Discrete	210.33	0.05%	
TXP_ETRLocalDefOther - Local Deferred Other Activity	144.29	0.03%	
TXP_ETRLocalDefOther_Dscr - Local Deferred Other Activity - Discrete	1,612.08	0.38%	
<b>Total Consolidated Rate Reconciliation</b>	<b>133,496.70</b>	<b>31.06%</b>	
<b>G</b>			
<b>Memo Items from Schedule 8:</b>			
Total Tax Expense (Total JD)	133,496.70		
Total Tax Expense (Statutory)	133,496.70	31.06%	

### Schedule 09a Consolidated ETR (Non-Discrete / Discrete)

No input is required or allowed on this form.

This form is the same as Schedule 09 Consolidated ETR with data grouped by non-discrete and discrete data. The results for individual accounts will be the same.

The screen shot below has rows with no data suppressed. It is the same POV as Schedule 09 above.

Entity: TXP_CA_101    Sticky POV: Source    Jurisdiction Type: TXP_CA    Currency: Local    Show Curr Code: No    Data Decimal Places: 2 Decimals    Percent Decimal Places: 2 Decimals    Refresh Data			
Schedule 09a - Consolidated (Non-Discrete / Discrete) ETR - TXP Actual Dec 2021			
	Expense	ETR	
<b>CALC STATUS</b>	OK,MC	OK,MC	
<b>TXP_ConsolTaxRate - Consolidated Tax Rate</b>		<b>22.00%</b>	
TXP_PTIAAdjustedTotal - Total Adjusted Pretax Income	429,790.90		
PTI Adjusted Total (at Consolidated Tax Rate)	94,554.00	22.00%	
TXP_TaxRateDiff - Tax Rate Differential	(17,191.64)	(4.00%)	
<b>Total Foreign Rate Differential</b>	<b>(17,191.64)</b>	<b>(4.00%)</b>	
TXP_PD0005 - Municipal Bond Interest Income - PD	(6,023.63)	(1.40%)	
TXP_PD0010 - Interest Cost to Carry Municipal Bonds - PD	(3,425.21)	(0.80%)	
<b>Total Permanent Differences - Non-Discretes</b>	<b>(9,448.84)</b>	<b>(2.20%)</b>	
Total ETR Local - Non-Discrete	20,017.11	4.66%	
<b>Total Non-Discrete: ETR Run Rate</b>	<b>88,048.75</b>	<b>20.49%</b>	
TXP_PD0001_Dscr - Permanent Difference 1 - Discrete - PD	6,614.18	1.54%	
<b>Total Permanent Differences - Discretes</b>	<b>6,614.18</b>	<b>1.54%</b>	
TXP_OtherTaxDiff_Dscr - Other Tax Diff - Discrete	18,085.00	4.08%	
TXP_ETRNatBenLocalDefRC_Dscr - National Benefit on Local Rate Change - Discrete	(33.99)	(0.01%)	
TXP_ETRNatBenLocalDefOther_Dscr - National Benefit Other Activity - Discrete	(5,141.11)	(1.20%)	
TXP_ETRLocalCurrentExp_Dscr - Local Current Expense - Discrete	(3,886.92)	(0.90%)	
TXP_ETRLocalDefRTP - Local Deferred RTP (Discrete)	(216.35)	(0.05%)	
TXP_ETRLocalDefRC - Local Deferred Rate Change (Discrete)	(1,098.22)	(0.26%)	
TXP_ETRLocalDefRC_Dscr - Local Deferred Rate Change - Discrete	33.59	0.01%	
TXP_ETRLocalDefVA_Dscr - Local Deferred Valuation Allowance - Discrete	210.33	0.05%	
TXP_ETRLocalDefOther_Dscr - Local Deferred Other Activity - Discrete	1,612.08	0.38%	
<b>Total ETR Local - Discrete</b>	<b>(7,469.12)</b>	<b>(1.74%)</b>	
<b>Total Discrete</b>	<b>45,447.96</b>	<b>10.57%</b>	
<b>Sch 9a - Total Non-Discrete &amp; Discrete</b>	<b>133,496.70</b>	<b>31.06%</b>	
<b>Sch 9 - Total Consolidated Rate Reconciliation</b>	<b>133,496.70</b>	<b>31.06%</b>	
<b>Sch 7 - Total Tax Expense (Total JD)</b>	<b>133,496.70</b>	<b>31.06%</b>	
<b>Sch 8 - Total Tax Expense (Statutory)</b>	<b>133,496.70</b>	<b>31.06%</b>	



## Calculate Interim Reporting

The information in this section contains the steps to populate the data to calculate the full year forecasted tax provision for the current year's required interim reporting period using the Workflow Forms (Tax Schedules). We will also calculate the Interim Reporting Run Rate allowing for losses not benefited and the classification of discrete data. Each forecast has its own Scenario.

In the actuals scenario (TXP\_Actual), the Consolidated Interim Reporting Run Rate is used to calculate the Applied Interim Reporting Run Rate.

To input data for an entity and jurisdiction follow the order of the Schedules as outlined below. Where the process is the same for actuals as forecast you may be referred to the actuals section of the documentation. Situations where a schedule is not required for an entity and jurisdiction will be noted in the specific Schedule.

Within each schedule, differences are highlighted where the setup or functionality differs for group filing status or the jurisdiction type (national or local).

For illustration purposes we will be using TXP\_FCST\_Q3.



**Note:** The naming convention of Forms in the forecast scenario adds "FC" after the form number:

TXP\_Actual: 05 Current Provision

TXP\_FCST\_Q3: 05 FC Current Provision ETR.

### Admin Tasks

In the actual scenario, the admin will need to select the forecast scenario where the Interim Run rate will come from and once the Interim Run Rate has been calculated enter the Interim Run Rate.

For each forecast scenario where a tax provision is calculated, the administrator will most likely be responsible for initializing the scenario with data from actuals for a set number of periods and then facilitating data copies within the forecast periods.


Within the **XFW\_TXP\_GLTaxAdmin** workflow, there are dashboards to do the following:

- TXP\_Actual scenario – Initialize tasks
- Forecast scenario – Initialize tasks
- Forecast scenario – Data tasks

### TXP\_Actual Scenario – Initialize Tasks

**(Sch) 01fa Interim Reporting ETR Run Rate** is used for the WF month to:

- **(1)** Select the forecast scenario where the Interim Run Rate will come from for that interim reporting period.
- **(2)** Input the Interim Run Rate after the Interim Reporting calculations are complete.
  - This rate will be used to calculate the Applied Interim Reporting ETR (Sch 10).

 **Note:** If the forecasted run rate is not calculated in January (M1), we recommend inputting the Consolidated Tax Rate as the Interim Run Rate. All periods need to have a tax rate for (Sch) 10 Applied Interim Reporting Run Rate.

- **(3)** User & Date/Time stamp is updated after the Interim Run Rate has been entered.
- **(4)** The consolidated FCST – Run Rate from the forecast scenario is displayed.
- **(5)** The difference between the manually input Interim Run Rate and the FCST – Run Rate is displayed.

**(Sch) 01fb Interim Reporting ETR Run Rate (Read Only)** displays the information from Sch 01fa for each month in the current WF year.

Schedule 01fa - Interim Reporting ETR Run Rate									
ETR Rate	TXP_Actual Scenario - Interim Run Rate	Calc Status	Consolidated Tax Rate	TXP_Actual Interim Run Rate	User & Date/Time Stamp (for Interim Run Rate)	TXP_Legal_CTX FCST - Run Rate	Calc Status	Difference IR rate	TXP_Actual Explanation
WF Month: Sep 2021	TXP_FCST_Q3 - Tax Forecast Q3	OK	22.00%	54.33%	Kathie Strell    4/19/2023 11:54:26 AM EST	54.33%	OK	-	

Schedule 01fb - Interim Reporting ETR Run Rate (Read Only)									
ETR Rates - Summary (Read Only)	TXP_Actual Scenario - Interim Run Rate	Calc Status	Consolidated Tax Rate	TXP_Actual Interim Run Rate	User & Date/Time Stamp (for Interim Run Rate)	TXP_Legal_CTX FCST - Run Rate	Calc Status	Difference IR rate	TXP_Actual Explanation
Jan 2021		OK	22.00%	22.00%	Kathie Strell    3/16/2023 12:28:56 PM EST		OKNA	22.00%	Use Consolidated Tax rate if no IR Rate calculated yet
Feb 2021		OK	22.00%	22.00%			OKNA	22.00%	
Mar 2021		OK	22.00%	22.00%	Rob Dessureault    3/16/2023 3:14:13 PM EST		OKNA	22.00%	
Apr 2021		OK	22.00%	22.00%			OKNA	22.00%	
May 2021	TXP_FCST_M5	OK	22.00%	23.75%	Kathie Strell    3/17/2023 1:47:57 PM EST	23.75%	OKMC	-	
Jun 2021	TXP_FCST_Q2	OK	22.00%	29.87%	Kathie Strell    3/23/2023 4:33:18 PM EST	29.87%	CN	-	
Jul 2021	TXP_FCST_Q2	OK	22.00%	29.87%	Kathie Strell    3/16/2023 12:30:25 PM EST	29.87%	CN	-	
Aug 2021		OK	22.00%	29.87%			OKNA	29.87%	
Sep 2021	TXP_FCST_Q3	OK	22.00%	54.33%	Kathie Strell    4/19/2023 11:54:26 AM EST	54.33%	OK	-	
Oct 2021		OK	22.00%	54.33%			OKNA	54.33%	
Nov 2021		OK	22.00%	54.33%			OKNA	54.33%	
Dec 2021		OK	22.00%	54.33%			OKNA	54.33%	

### Forecast scenario – Initialize Tasks

Below is the list of tasks that the administrator will need to complete to begin the interim reporting process in the forecast scenario.

**Pre-populate the Origin Year for Schedule 03.**

**Populate forecast scenario FX Rates.**

**Set the opening balance scenario:**

- See [Dashboard DM 40 Admin FC – Set the Opening Scenario](#) for more detail.

Each cell is a combo box for you to make a selection. Double click in a cell.  
 Select a Source scenario. The Opening balances will pull from this Scenario from the Prior Year for period M12.  
 A blank cell will default to the "TXP\_Actual" scenario.

Schedule DM 40 Admin FC - Set the Source Scenario for Opening Balances

	Jan 2020	Jan 2021	Jan 2022	Jan 2023	Jan 2024	Jan 2025	Jan 2026	Jan 2027	Jan 2028	Jan 2029	Jan 2030
Forecast (ScenarioType8) Scenarios:											
TXP_FCST_M1 - Tax Forecast Jan											
TXP_FCST_Feb - Tax Forecast Feb											
TXP_FCST_Q1 - Tax Forecast Q1											
TXP_FCST_M5 - Tax Forecast May	TXP_Actual	TXP_Actual									
TXP_FCST_Q2 - Tax Forecast Q2		TXP_FCST_M5									
TXP_FCST_Q3 - Tax Forecast Q3											
TXP_FCST_M11 - Tax Forecast Nov											
TXP_FCST_Q4 - Tax Forecast Q4											
TXP_FCST_M12 - Tax Forecast Dec											

**Run the forecast Initialize and Data copy steps:**

- See [Dashboard DM 45 Admin FC – Copy Actual Periods](#) for more detail.

Entity:	Sticky POV	Source Scenario:	Destination Scenario (WP):	Actual Copy Periods:	Calc Status for TXP_FCST_Q3:	Refresh Data	
TXP_Legal_CTX	<input type="checkbox"/>	TXP_Actual	TXP_FCST_Q3	8	OK		
<b>Initialize &amp; Copy Data into the Actual Periods of a Forecast Scenario</b>							
(Please review "DM 45aAdmin FC" to review that all steps were executed)							
<b>Initialize</b>		<b>All Initialize Steps (see steps 2 - 5 below)</b>			Copy	Clear	Date/Time Stamp: 3/13/2023 4:42:52 PM EST (Source S# TXP_Actual)
Initialize	Step 1	Opening Balances (see DM 40 Admin FC - Set Opening Scenario)					N/A: Populates during a Calculate / Consolidate
Initialize	Step 2	Copy GF Definitions (from Source Scenario M12)		Copy	Clear		Date/Time Stamp: 3/13/2023 4:42:52 PM EST (Source S# TXP_Actual)
Initialize	Step 3	Copy National Benefit Exclusion	BeforeAdj -> Import	Copy	Clear		Date/Time Stamp: 3/13/2023 4:42:52 PM EST (Source S# TXP_Actual)
Initialize	Step 4	Copy Consolidated Tax Rate	BeforeAdj -> Import	Copy	Clear		Date/Time Stamp: 3/13/2023 4:42:53 PM EST (Source S# TXP_Actual)
Initialize	Step 5	Copy Losses Not Benefited (LNB) Flag	BeforeAdj -> Import	Copy	Clear		Date/Time Stamp: 3/13/2023 6:54:17 PM EST (Source S# TXP_Actual)
<b>Data Copy</b>		<b>All Data Copy Steps (see steps 1 - 6 below)</b>			Copy	Clear	Date/Time Stamp: 3/14/2023 4:53:34 PM EST (Source S# TXP_Actual)
Data Copy	Step 1	Sch 1 - Tax Rates	BeforeAdj -> Import	Copy	Clear		Date/Time Stamp: 3/14/2023 4:53:34 PM EST (Source S# TXP_Actual)
Data Copy	Step 2	Sch 3 - Losses & Credits	BeforeAdj -> Import	Copy	Clear		Date/Time Stamp: 3/14/2023 4:53:34 PM EST (Source S# TXP_Actual)
Data Copy	Step 3	Sch 4 - Payments & Refunds	BeforeAdj -> Import	Copy	Clear		Date/Time Stamp: 3/14/2023 4:53:34 PM EST (Source S# TXP_Actual)
Data Copy	Step 4	Sch 5 - Current Tax Expenses	BeforeAdj -> Import Forms -> Forms	Copy	Clear		Date/Time Stamp: 3/14/2023 4:53:34 PM EST (Source S# TXP_Actual)
Data Copy	Step 5	Sch 6 - Deferred Taxes	BeforeAdj -> Import	Copy	Clear		Date/Time Stamp: 3/14/2023 4:53:34 PM EST (Source S# TXP_Actual)
Data Copy	Step 6	Sch 7 - Reclassed Data	BeforeAdj -> Import	Copy	Clear		Date/Time Stamp: 3/14/2023 4:53:34 PM EST (Source S# TXP_Actual)

**Review and update, if needed:**

- **Entities with Losses not Benefited designation:**
  - (Sch) LNB (Losses Not Benefited) applies to a base entity that is in a Losses Not Benefited position.
  - For a base entity classified as Losses Not Benefited, enter **1** in the designated cell. This trigger is used in the Business Rules to calculate the Interim Reporting ETR and the Applied Interim Reporting ETR.

Row Expansion: No Input Periods: Expand All 0

Schedule LNB - Losses Not Benefited

	TXP_Actual Jan 2021	TXP_Actual Feb 2021	TXP_Actual Mar 2021	TXP_Actual Apr 2021	TXP_Actual May 2021	TXP_Actual Jun 2021	TXP_Actual Jul 2021	TXP_Actual Aug 2021	TXP_Actual Sep 2021	TXP_Actual Oct 2021	TXP_Actual Nov 2021	TXP_Actual Dec 2021
TXP_Legal_CTX - Total Tax Legal												
TXP_Domestic_Total - Total Domestic												
TXP_US_Total - Total US												
TXP_US_102 - US 102 Entity	1	1	1	1	1	1	1	1	1	1	1	1
TXP_US_LegalEntityA - Total Legal Entity A												
TXP_US_104 - US 104 Entity	1	1	1	1	1	1	1	1	1	1	1	1
TXP_Intl_Total - Total International												
TXP_Canada_Total - Total Canada												
TXP_CA_Ontario - Total Ontario												
TXP_CA_Quebec - Total Quebec												
TXP_CA_BC - Total BC												
TXP_CA_115 - CA 115 Entity	1	1	1	1	1	1	1	1	1	1	1	1
TXP_Europe_Total - Total Europe												
TXP_Germany_Total - Total Germany												
TXP_DE_102 - DE 102 Entity	1	1	1	1	1	1	1	1	1	1	1	1
TXP_Luxembourg_Total - Total Luxembourg												
TXP_LU_101 - LU 101 Entity	1	1	1	1	1	1	1	1	1	1	1	1
TXP_UAE_Total - Total United Arab Emirates												
TXP_AE_101 - AE 101 Entity	1	1	1	1	1	1	1	1	1	1	1	1
TXP_UK_Total - Total UK												

DM 45aAdmin FC – Copy Status – TimeStamps:

Entity: TXP\_Legal\_CTX | Destination Scenario (NF): TXP\_FCST\_Q3 | Actual Copy Periods: 8

Represents the Actual periods (1 - 8) of the Forecast scenario (TXP\_FCST\_Q3)

Entity Hierarchy	CALC STATUS	Initialize - All Steps	Initialize - Step 2	Copy Data - All Steps	Copy Data - Step 1	Copy Data - Step 6
TXP_GlobalAdmin - Global Tax Admin	OK	Aug 2021	Aug 2021	Aug 2021	Aug 2021	Aug 2021
TXP_Legal_CTX - Total Tax Legal	OK	3/13/2023 4:42:52 PM EST (Source S# TXP_Actual)	3/13/2023 4:42:52 PM EST (Source S# TXP_Actual)	3/14/2023 4:53:34 PM EST (Source S# TXP_Actual)	3/14/2023 4:53:34 PM EST (Source S# TXP_Actual)	3/14/2023 4:53:34 PM EST (Source S# TXP_Actual)
TXP_Domestic_Total - Total Domestic	OK	3/13/2023 4:42:52 PM EST (Source S# TXP_Actual)	3/13/2023 4:42:52 PM EST (Source S# TXP_Actual)	3/14/2023 4:53:35 PM EST (Source S# TXP_Actual)	3/14/2023 4:53:35 PM EST (Source S# TXP_Actual)	3/14/2023 4:53:35 PM EST (Source S# TXP_Actual)
TXP_US_Total - Total US	OK	3/13/2023 4:42:52 PM EST (Source S# TXP_Actual)	3/13/2023 4:42:52 PM EST (Source S# TXP_Actual)	3/14/2023 4:53:35 PM EST (Source S# TXP_Actual)	3/14/2023 4:53:35 PM EST (Source S# TXP_Actual)	3/14/2023 4:53:35 PM EST (Source S# TXP_Actual)
TXP_US_102 - US 102 Entity	OK	3/13/2023 4:42:53 PM EST (Source S# TXP_Actual)	3/13/2023 4:42:53 PM EST (Source S# TXP_Actual)	3/14/2023 4:53:35 PM EST (Source S# TXP_Actual)	3/14/2023 4:53:35 PM EST (Source S# TXP_Actual)	3/14/2023 4:53:35 PM EST (Source S# TXP_Actual)
TXP_US_103 - US 103 Entity	OK	3/13/2023 4:42:53 PM EST (Source S# TXP_Actual)	3/13/2023 4:42:53 PM EST (Source S# TXP_Actual)	3/14/2023 4:53:35 PM EST (Source S# TXP_Actual)	3/14/2023 4:53:35 PM EST (Source S# TXP_Actual)	3/14/2023 4:53:35 PM EST (Source S# TXP_Actual)
TXP_US_101 - US 101 Entity	OK	3/13/2023 4:42:53 PM EST (Source S# TXP_Actual)	3/13/2023 4:42:53 PM EST (Source S# TXP_Actual)	3/14/2023 4:53:36 PM EST (Source S# TXP_Actual)	3/14/2023 4:53:36 PM EST (Source S# TXP_Actual)	3/14/2023 4:53:36 PM EST (Source S# TXP_Actual)
TXP_US_LegalEntityA - Total Legal Entity A	OK	3/13/2023 4:42:53 PM EST (Source S# TXP_Actual)	3/13/2023 4:42:53 PM EST (Source S# TXP_Actual)	3/14/2023 4:53:36 PM EST (Source S# TXP_Actual)	3/14/2023 4:53:36 PM EST (Source S# TXP_Actual)	3/14/2023 4:53:36 PM EST (Source S# TXP_Actual)
TXP_US_101 - US 101 Entity	OK	3/13/2023 4:42:53 PM EST (Source S# TXP_Actual)	3/13/2023 4:42:53 PM EST (Source S# TXP_Actual)	3/14/2023 4:53:36 PM EST (Source S# TXP_Actual)	3/14/2023 4:53:36 PM EST (Source S# TXP_Actual)	3/14/2023 4:53:36 PM EST (Source S# TXP_Actual)
TXP_US_107 - US 107 Entity	OK	3/13/2023 4:42:53 PM EST (Source S# TXP_Actual)	3/13/2023 4:42:53 PM EST (Source S# TXP_Actual)	3/14/2023 4:53:36 PM EST (Source S# TXP_Actual)	3/14/2023 4:53:36 PM EST (Source S# TXP_Actual)	3/14/2023 4:53:36 PM EST (Source S# TXP_Actual)

DM 45bAdmin FC – Copy Status – Data:

Entity Hierarchy	TXP_Actual	TXP_FCST_Q3	TXP_Actual	TXP_FCST_Q3	TXP_Actual	TXP_FCST_Q3	TXP_Actual	TXP_FCST_Q3	TXP_Actual	TXP_FCST_Q3	TXP_Actual	TXP_FCST_Q3	TXP_Actual	TXP_FCST_Q3	TXP_Actual	TXP_FCST_Q3	TXP_Actual	TXP_FCST_Q3
TXP_GlobalAdmin - Global Tax Admin	0.000000	0.000000	0.000000	0.000000	0.000000	0.000000	0.000000	0.000000	0.000000	0.000000	0.000000	0.000000	0.000000	0.000000	0.000000	0.000000	0.000000	0.000000
TXP_Legal_CTX - Total Tax Legal	0.000000	0.000000	0.000000	0.000000	0.000000	0.000000	0.000000	0.000000	0.000000	0.000000	0.000000	0.000000	0.000000	0.000000	0.000000	0.000000	0.000000	0.000000
TXP_Domestic_Total - Total Domestic	0.000000	0.000000	0.000000	0.000000	0.000000	0.000000	0.000000	0.000000	0.000000	0.000000	0.000000	0.000000	0.000000	0.000000	0.000000	0.000000	0.000000	0.000000
TXP_US_Total - Total US	0.000000	0.000000	0.000000	0.000000	0.000000	0.000000	0.000000	0.000000	0.000000	0.000000	0.000000	0.000000	0.000000	0.000000	0.000000	0.000000	0.000000	0.000000
TXP_US_102 - US 102 Entity	0.000000	0.000000	0.000000	0.000000	0.000000	0.000000	0.000000	0.000000	0.000000	0.000000	0.000000	0.000000	0.000000	0.000000	0.000000	0.000000	0.000000	0.000000
TXP_US_103 - US 103 Entity	0.000000	0.000000	0.000000	0.000000	0.000000	0.000000	0.000000	0.000000	0.000000	0.000000	0.000000	0.000000	0.000000	0.000000	0.000000	0.000000	0.000000	0.000000
TXP_US_101 - US 101 Entity	0.000000	0.000000	0.000000	0.000000	0.000000	0.000000	0.000000	0.000000	0.000000	0.000000	0.000000	0.000000	0.000000	0.000000	0.000000	0.000000	0.000000	0.000000
TXP_US_LegalEntityA - Total Legal Entity A	0.000000	0.000000	0.000000	0.000000	0.000000	0.000000	0.000000	0.000000	0.000000	0.000000	0.000000	0.000000	0.000000	0.000000	0.000000	0.000000	0.000000	0.000000
TXP_US_101 - US 101 Entity	0.000000	0.000000	0.000000	0.000000	0.000000	0.000000	0.000000	0.000000	0.000000	0.000000	0.000000	0.000000	0.000000	0.000000	0.000000	0.000000	0.000000	0.000000
TXP_US_107 - US 107 Entity	0.000000	0.000000	0.000000	0.000000	0.000000	0.000000	0.000000	0.000000	0.000000	0.000000	0.000000	0.000000	0.000000	0.000000	0.000000	0.000000	0.000000	0.000000

DM 45cAdmin FC – Copy Status – Opening Balances:

● **LP 05\_06 Compare National Process – Excludes Local JD:**

**Forecast Scenario – Data Tasks**

Execute bulk entity or single entity tax provision data copy (optional) for national to national (group filing) and national to local data copies as needed. See [Data Integration](#) for more detail.

The following data copies are available:

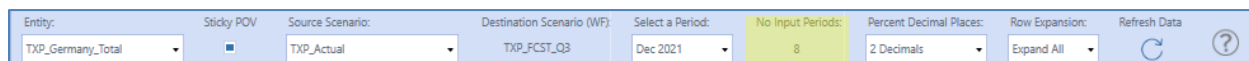
- DM 10aAdmin FC GF Copy National to National – Provision
- DM 20aAdmin FC Copy National to Local – Provision or DM 20a FC Copy National to Local – Provision
- DM 30aAdmin FC GF Copy National to Local – Provision or DM 30a FC GF Copy National to Local – Provision

Data copy for Return to Provision is not necessary as the data is pulled from the Actual scenario into the Forecast scenario.

**Forecast Scenario: No Input Periods versus Actual Copy Periods**

Each forecast scenario should have the following attributes entered which will drive CV’s and other objects:

- **Number of No Input Periods Per Workflow Unit:**
  - Data may be copied into these periods from a data management copy, but the user cannot modify the data.
  - On the Dashboard toolbar for most forecast forms the number of No Input Periods is displayed.



The screenshot shows a dashboard toolbar with the following elements from left to right: a dropdown menu for 'Entity' set to 'TXP\_Germany\_Total'; a 'Sticky POV' button; a dropdown menu for 'Source Scenario' set to 'TXP\_Actual'; a dropdown menu for 'Destination Scenario (WF)' set to 'TXP\_FCST\_Q3'; a dropdown menu for 'Select a Period' set to 'Dec 2021'; a 'No Input Periods' field with the value '8'; a dropdown menu for 'Percent Decimal Places' set to '2 Decimals'; a dropdown menu for 'Row Expansion' set to 'Expand All'; a 'Refresh Data' button with a circular arrow icon; and a help icon (question mark).

- **Text 2: ActualCopyPeriods=n**
  - This number is used in the DM's that copy data to the forecast scenario from a source scenario (typically TXP\_Actual).

### Schedule 01cFC Compare Tax Rates by UD7

Use this form to compare the tax rates in the forecast scenario to a source (typically TXP\_Actual) scenario. Updates to tax rates are input through the attached linked CV.

### Schedule 02 RTP

There is no Return to Provision form in the forecast scenario. The Return data will populate using business rules in the required forms.

### Schedule 03 FC Attributes

For Tax Losses, Tax Credits and Apportioned NOL (Local Jurisdictions only). See [Schedule 03 Tax Attributes](#) for process detail.

The logic in this form is the same as for actuals, except for how the data is displayed. The main form displays the cube view for the month selected on the Dashboard toolbar. The data displayed is YTD. If the period selected is > No Input Periods displayed, you will be able to input data in this view.

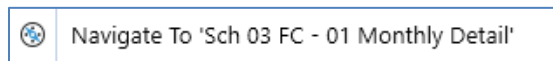
Entity: TXP\_CA\_101 | Jurisdiction UD: TXP\_CA - Canada | Group Filer (GF): TXP\_CA\_101 - CA 101 Ent... | Select a Period: Dec 2021 | No Input Periods: 8 | Source: Source | Jurisdiction Type: TXP\_National

see the attached linked CV for monthly detail (input).

Schedule 03 FC - Tax Attribute Detail for: CA 101 Entity - JD: Canada - UD7: TXP\_CA\_101

TXP_FCST_Q3	TXP_FCST_Q3	TXP_FCST_Q3	TXP_FCST_Q3	TXP_FCST_Q3	TXP_FCST_Q3	TXP_FCST_Q3	TXP_FCST_Q3	TXP_FCST_Q3	TXP_FCST_Q3	TXP_FCST_Q3	TXP_FCST_Q3	TXP_FCST_Q3
Dec 2021	Dec 2021	Dec 2021	Dec 2021	Dec 2021	Dec 2021	Dec 2021	Dec 2021	Dec 2021	Dec 2021	Dec 2021	Dec 2021	Dec 2021
YTD	YTD	YTD	YTD	YTD	YTD	YTD	YTD	YTD	YTD	YTD	YTD	Annotation
TXP_GLTaxAdmin	TXP_CA_101	TXP_CA_101	TXP_CA_101	TXP_CA_101	TXP_CA_101	TXP_CA_101	TXP_CA_101	TXP_CA_101	TXP_CA_101	TXP_CA_101	TXP_CA_101	TXP_CA_101
Origin Year	Expiration Year	Opening Balance	Opening Balance Adj.	Other Adj. Open 1 - Discrete	Other Adj. Open 1 - Discrete	Other Adj. Open 1 - Discrete	Other Adj. Open 1 - Discrete	Other Adj. Open 1 - Discrete	Other Adj. Open 1 - Discrete	Other Adj. Open 1 - Discrete	Other Adj. Open 1 - Discrete	Brief Explanatio
OK,MC	OK,MC	OK,MC	OK,MC	OK,MC	OK,MC	OK,MC	OK,MC	OK,MC	OK,MC	OK,MC	OK,MC	
Total Tax Losses Carryforward												
TXP_TaxLossCF0001												
Total (to Sch 6a)		36,500.00			(1,767.15)			19,732.85				39,732.85
Y > -19												
Y - 19	2002											
Y - 18	2003											
Y - 17	2004											
Y - 16	2005											
Y - 15	2006											
Y - 14	2007											
Y - 13	2008											
Y - 12	2009											
Y - 11	2010											
Y - 10	2011											
Y - 9	2012											
Y - 8	2013											
Y - 7	2014											
Y - 6	2015											
Y - 5	2016											
Y - 4	2017											
Y - 3	2018											
Y - 2	2019	2041	35,000.00				35,000.00					35,000.00
Y - 1	2020		1,500.00			(1,767.15)		(267.15)				(267.15)
Y	2021						5,000.00					5,000.00
TXP_TaxLossCF0002	Total (to Sch 6a)		302,900.00				302,900.00					292,900.00
TXP_TaxLossesCF	Total (to Sch 6a)		339,400.00			(1,767.15)	312,632.85					332,632.85
Total Tax Credits Carryforward												
TXP_TaxCreditCF0001												
Total (to Sch 6a)			70,300.00					70,300.00				70,300.00
TXP_TaxCreditCF0002												
Total (to Sch 6a)			11,200.00					10,843.80				10,843.80
TXP_TaxCreditCF0003												
Total (to Sch 6a)			32,000.00					32,000.00				32,000.00
TXP_TaxCreditCFTotal	Total (to Sch 6a)		113,500.00					113,143.80				113,143.80

To view and input monthly detail for a specific activity (flow) member, right click in any data cell in the column with Linked CV in the header. This will take you to the monthly input view for that member. Data is input as **periodic** not YTD.



In the example below, Actuals (from TXP\_Actual) have been copied into periods 1 – 8 (January – August). Forecast data can be manually input into periods 9 – 12 (September – December).

Schedule 03 FC - Tax Attribute - TXP\_CA\_101 - JD: TXP\_CA - UD7: TXP\_CA\_101 - Currency: CAD

TXP_FCST_Q3	TXP_FCST_Q3	TXP_FCST_Q3	TXP_FCST_Q3	TXP_FCST_Q3	TXP_FCST_Q3	TXP_FCST_Q3	TXP_FCST_Q3	TXP_FCST_Q3	TXP_FCST_Q3	TXP_FCST_Q3	TXP_FCST_Q3	TXP_FCST_Q3
YTD	YTD	Jan 2021	Feb 2021	Mar 2021	Apr 2021	May 2021	Jun 2021	Sep 2021	Oct 2021	Nov 2021	Dec 2021	Dec 2021
Origin Year	Expiration Year	Other Adj. Open 1 - Discrete	Other Adj. Open 1 - Discrete	Other Adj. Open 1 - Discrete	Other Adj. Open 1 - Discrete	Other Adj. Open 1 - Discrete	Other Adj. Open 1 - Discrete	Other Adj. Open 1 - Discrete	Other Adj. Open 1 - Discrete	Other Adj. Open 1 - Discrete	Other Adj. Open 1 - Discrete	Other Adj. Open 1 - Discrete
OK,MC	OK,MC	OK,MC	OK,MC	OK,MC	OK,MC	OK,MC	OK,MC	OK,MC	OK,MC	OK,MC	OK,MC	OK,MC
Total Tax Losses Carryforward												
TXP_TaxLossCF0001 - Capital Loss												
TXP_OriginYears				82.50		(34.65)		(182.15)				(1,767.15)
TXP_CurrentActes19												
TXP_CurrentActes18												
TXP_CurrentActes17												
TXP_CurrentActes16												
TXP_CurrentActes15												
TXP_CurrentActes14												
TXP_CurrentActes13												
TXP_CurrentActes12												
TXP_CurrentActes11												
TXP_CurrentActes10												
TXP_CurrentActes9												
TXP_CurrentActes8												
TXP_CurrentActes7												
TXP_CurrentActes6												
TXP_CurrentActes5												
TXP_CurrentActes4												
TXP_CurrentActes3												
TXP_CurrentActes2												
TXP_CurrentActes1	2041			80.50		(84.05)		(102.15)				(1,707.15)
TXP_OriginYears												
TXP_TaxLossCF0002 - NOL												
TXP_OriginYears												
TXP_TaxLossesCF - Total Tax Losses Carryforward				82.50		(34.65)		(182.15)				(1,767.15)
Total Tax Credits Carryforward												
TXP_TaxCreditCF0001 - Tax Credit Carryforward												
TXP_OriginYears												
TXP_TaxCreditCF0002 - R and D Credit												
TXP_OriginYears												
TXP_TaxCreditCF0003 - Foreign Tax Credit												
TXP_OriginYears												
TXP_TaxCreditCFTotal - Total Tax Credits Carryforward												

Populated with Actuals for Jan - Aug  
No manual updates

Sep - Dec: Manual input allowed

Sep - Dec: Manual input allowed



### Schedule 04 FC Tax Payments

User enters monthly tax payment/refund amount, year that payment/refund relates to, and an explanation. See [Schedule 04 Tax Payments](#) for process detail.

### Schedule 05 FC Current Provision

The Current Provision calculates the Current Income Tax Expense for the entity, jurisdiction, group filer (UD7) combination. Update this schedule with the activity amounts required to calculate the current income tax expense. See [Schedule 05 Current Provision](#) for process detail.

The logic in this form is the same as for actuals, except for how the data is displayed. The main form displays the current provision by month. Manual data input is allowed for any period > No Input Periods displayed.

Tax Losses are processed the same as actuals, except data is input into the Origin **Forms** member on the row, not the column **Manual Adjust** (Origin Forms member).

		Q3	Q3	Q3	Q3	YTD	YTD	YTD	YTD	YTD
		Jul 2021	Aug 2021	Sep 2021	Q3 2021	Sep 2021	Oct 2021	Nov 2021	Dec 2021	Q4 2021
		MTD	MTD	MTD	QTD	YTD	MTD	MTD	MTD	QTD
<b>Total Taxable Income Before Losses and National Benefit</b>		618,165.53	42,953.63	(655,671.19)	5,447.97	470,543.46	22,793.91	23,933.64	15,078.16	61,805.71
TXP_TaxLossCF0001 - Capital Loss (from Sch 3 / to Sch 6a)										
<b>Total Tax Losses Carryforward</b>										
<b>Total Taxable Income</b>		618,165.53	42,953.63	(655,671.19)	5,447.97	470,543.46	22,793.91	23,933.64	15,078.16	61,805.71
TXP_CYRate - Tax Rate		20.00%	20.00%	20.00%			20.00%	20.00%	20.00%	
<b>Total Current Tax on Taxable Income</b>		123,633.11	8,590.73	(131,134.24)	1,089.59	94,108.69	4,558.78	4,786.73	3,015.63	12,361.14
TXP_LocalExp - Local Tax Expense (Taxed) (to Sch 8 / 9)		(110.00)	(115.50)	198.89	(26.61)	(2,226.61)	(111.33)	(116.90)	(73.65)	(301.88)
<b>Total Current Income Tax Expense</b>		123,523.11	8,475.23	(130,935.35)	1,062.98	91,882.08	4,447.45	4,669.83	2,941.98	12,059.26
TXP_OtherTax001 - Other Tax 1 (to Sch 8 / 9)		550.00	577.50	(994.46)	133.05	11,133.05	556.66	584.49	368.23	1,509.38
TXP_OtherTax002 - Other Tax 2 (to Sch 8 / 9)		1,890.00	(4,315.50)	2,398.89	(26.61)	(2,226.61)	(111.33)	(116.90)	(73.65)	(301.88)
TXP_OtherTax003 - Other Tax 3 (to Sch 8 / 9)										
TXP_OtherTax004 - Other Tax 4 (to Sch 8 / 9)										
TXP_OtherTax005 - Other Tax 5 (to Sch 8 / 9)										
TXP_OtherTax006 - Other Tax 6 (to Sch 8 / 9)										
TXP_OtherTax006_Dscr - Other Tax 6 - Discrete (to Sch 8 / 9)		250.00	262.50	(452.03)	60.48	5,060.48	253.03	265.68	167.38	686.09
TXP_OtherTax010_Dscr - Other Tax 10 - Discrete (to Sch 8 / 9)										
<b>Total Other Taxes</b>		2,690.00	(3,475.50)	952.41	166.91	13,966.91	698.35	733.27	461.96	1,893.58
TXP_TaxCreditCF0001 - Tax Credit Carryforward (from Sch 3 to Sch 6a)										
TXP_TaxCreditCF0002 - R and D Credit (from Sch 3 to Sch 6a)										
TXP_TaxCreditCF0003 - Foreign Tax Credit (from Sch 3 to Sch 6a)										
<b>Total Tax Credits Carryforward</b>										

If you are using national or local group filing, you access the monthly input cube view from the Linked CV. The linked CV is noted on the Dashboard toolbar and the column headers.

Our example for the next set of screen shots is for an entity with local group filing.

Entity: Sticky POV Jurisdiction (JD): Group Filer (GF): Source: Jurisdiction Type: No Input Periods: Currency: Show Curr Code: Data Decimal Places: Refresh Data

TXP\_US\_107 TXP\_US\_GA - Georgia TXP\_US\_Total Source TXP\_Local 8 Local No 2 Decimals

See the attached linked CV's for monthly detail (input). This schedule is Read-Only.

Schedule 05 FC - Current Provision for: US 107 Entity - JD: Georgia

	3	TXP_FCST_Q3	TXP_FCST_Q3	TXP_FCST_Q3	TXP_FCST_Q3	TXP_FCST_Q3	TXP_FCST_Q3	TXP_FCST_Q3	TXP_FCST_Q3	TXP_FCST_Q3	TXP_FCST_Q3	TXP_FCST_Q3	TXP_FCST_Q3
		Aug 2021	Sep 2021	Q3 2021	Sep 2021	Oct 2021	Nov 2021	Dec 2021	Q4 2021	Dec 2021	Q4 2021	Dec 2021	Dec 2021
		MTD	MTD	QTD	YTD	MTD	MTD	MTD	QTD	MTD	QTD	MTD	YTD
TXP_CYRate - Apport Tax Rate	BeforeAdj	TXP_Apport											
TXP_CYRate - Tax Rate	BeforeAdj	TXP_Rate											
CALC STATUS	BeforeAdj	TXP_Gross_Input											
TXP_PreTaxIncome - Pretax Income	BeforeAdj	TXP_Gross_Input	124,475.00	(779,905.95)	24,069.05	2,014,069.05	100,703.46	105,738.62	66,615.33	273,057.41	2,287,126.46		
TXP_PTIBA001 - Book Adjustments	BeforeAdj	TXP_Gross_Input	2,443.75	(20,486.13)	332.62	27,832.62	1,391.63	1,461.22	920.57	3,773.42	31,606.04		
<b>Total Pretax Income Book Adjustments</b>	<b>BeforeAdj</b>	<b>TXP_Gross_Input</b>	<b>2,443.75</b>	<b>(20,486.13)</b>	<b>332.62</b>	<b>27,832.62</b>	<b>1,391.63</b>	<b>1,461.22</b>	<b>920.57</b>	<b>3,773.42</b>	<b>31,606.04</b>		
<b>Total Adjusted Pretax Income</b>	<b>BeforeAdj</b>	<b>TXP_Gross_Input</b>	<b>126,918.75</b>	<b>(800,392.08)</b>	<b>24,401.67</b>	<b>2,041,901.67</b>	<b>102,095.09</b>	<b>107,199.84</b>	<b>67,535.90</b>	<b>276,830.83</b>	<b>2,318,732.50</b>		
TXP_PD0005 - Municipal Bond Interest Income - PD	BeforeAdj	TXP_Gross_Input	(4,446.75)	7,657.30	(1,024.45)	(85,724.45)	(4,286.23)	(4,500.53)	(2,835.34)	(11,622.10)	(97,346.55)		
TXP_PD0010 - Interest Cost to Carry Municipal Bonds - PD	BeforeAdj	TXP_Gross_Input	(693.00)	1,193.35	(159.65)	(13,359.65)	(667.99)	(701.38)	(441.87)	(1,611.24)	(15,170.89)		
TXP_PD0015 - Subpart F Income - PD	BeforeAdj	TXP_Gross_Input	(260.80)	(10,272.91)	170.29	14,250.29	712.52	748.14	471.33	1,931.99	16,182.28		
TXP_PD0020 - Section 78 Gross Up - PD	BeforeAdj	TXP_Gross_Input	806.50	(1,392.23)	186.27	15,586.27	779.31	818.27	515.51	2,113.09	17,699.36		

Navigate To 'Sch 05 FC - 01 Current Provision - Detail by UD7'

We have selected filer member (UD7) TXP\_US\_118 for the monthly detail information. The last set of columns displays all filer members that have data for the Filer Entity and local jurisdiction. The Linked CV in these columns is also the Schedule 05 FC monthly input detail. Primarily this is to allow access to a filer member that is no longer part of the filer group, but it has expense data in this year.

In the screen shot below, the filer member no longer associated with entity TXP\_US\_107 is TXP\_US\_102.

Schedule 05 FC - Current Provision - 2021 TXP\_FCST\_Q3 - TXP\_US\_107 (US 107 Entity) - JD: Georgia - Currency: USD

	Jul 2021	Aug 2021	Sep 2021	Q3 2021	Sep 2021	Oct 2021	Nov 2021	Dec 2021	Q4 2021	Dec 2021	Dec 2021	Dec 2021	Dec 2021
	MTD	MTD	MTD	QTD	YTD	MTD	MTD	MTD	QTD	MTD	QTD	MTD	YTD
TXP_CYRate - Apport Tax Rate	BeforeAdj	TXP_Apport	18.00%	18.00%	18.00%	18.00%	18.00%	18.00%	18.00%	18.00%	18.00%	18.00%	18.00%
TXP_CYRate - Tax Rate	BeforeAdj	TXP_Rate	5.00%	5.00%	5.00%	5.00%	5.00%	5.00%	5.00%	5.00%	5.00%	5.00%	5.00%
CALC STATUS	BeforeAdj	TXP_Gross_Input	OK,MC	OK,MC	OK,MC	OK,MC	OK,MC	OK,MC	OK,MC	OK,MC	OK,MC	OK,MC	OK,MC
TXP_PreTaxIncome - Pretax Income	BeforeAdj	TXP_Gross_Input	83,060.00	40,090.00	(70,311.80)	8,424.10	789,484.10	38,471.71	41,445.29	26,103.51	107,027.51	696,491.81	2,287,126.46
TXP_PTIBA001 - Book Adjustments	BeforeAdj	TXP_Gross_Input	(1,375.00)	(1,443.75)	2,486.13	(332.62)	(27,832.62)	(1,391.63)	(1,461.21)	(920.56)	(3,773.40)	(31,606.02)	31,606.04
<b>Total Pretax Income Book Adjustments</b>	<b>BeforeAdj</b>	<b>TXP_Gross_Input</b>	<b>(1,375.00)</b>	<b>(1,443.75)</b>	<b>2,486.13</b>	<b>(332.62)</b>	<b>(27,832.62)</b>	<b>(1,391.63)</b>	<b>(1,461.21)</b>	<b>(920.56)</b>	<b>(3,773.40)</b>	<b>(31,606.02)</b>	<b>31,606.04</b>
<b>Total Adjusted Pretax Income</b>	<b>BeforeAdj</b>	<b>TXP_Gross_Input</b>	<b>37,625.00</b>	<b>39,006.25</b>	<b>(68,029.77)</b>	<b>8,101.48</b>	<b>761,651.48</b>	<b>38,080.08</b>	<b>39,984.08</b>	<b>25,189.97</b>	<b>103,254.11</b>	<b>664,885.61</b>	<b>2,318,732.50</b>
TXP_PD0005 - Municipal Bond Interest Income - PD	BeforeAdj	TXP_Gross_Input	(825.00)	(866.25)	1,491.68	(199.37)	(16,995.57)	(834.98)	(876.70)	(552.34)	(2,264.05)	(18,963.62)	(97,346.55)
TXP_PD0010 - Interest Cost to Carry Municipal Bonds - PD	BeforeAdj	TXP_Gross_Input	(885.00)	(894.25)	896.11	(93.14)	(7,991.14)	(399.65)	(409.14)	(257.70)	(1,056.55)	(8,849.09)	(15,170.89)
TXP_PD0015 - Subpart F Income - PD	BeforeAdj	TXP_Gross_Input	(103.00)	(115.50)	192.89	(24.91)	(2,256.61)	(111.53)	(116.80)	(73.65)	(901.88)	(2,535.49)	16,182.28
TXP_PD0020 - Section 78 Gross Up - PD	BeforeAdj	TXP_Gross_Input	375.00	388.75	(487.32)	66.53	5,568.53	278.52	292.24	184.11	754.67	6,321.20	17,699.36
TXP_PD0025 - Dividends Received Deduction 80% - PD	BeforeAdj	TXP_Gross_Input	660.00	693.00	(1,193.35)	159.65	13,359.65	667.99	701.38	441.87	1,611.24	15,170.89	15,170.89

Navigate To 'Sch 05 FC - 02 Current Provision - Specific UD7'

Schedule 05 FC - Current Provision - Specific UD7 - Linked From Sch 05 FC - 01 Current Provision - Detail by UD7 - E:TXP\_US\_107:C:USD:S:TXP\_FCST\_Q3:T:2021M12:V:YTD:F:TXP\_US\_107

	Jan 2021	Feb 2021	Mar 2021	Q1 2021	Apr 2021	May 2021	Jun 2021	Jul 2021	Aug 2021	Sep 2021	Q3 2021	Oct 2021	Nov 2021	Dec 2021	Q4 2021	Dec 2021
	MTD	MTD	MTD	QTD	MTD	MTD	MTD	MTD	MTD	MTD	QTD	MTD	MTD	MTD	QTD	YTD
TXP_CYRate - Apport Tax Rate	BeforeAdj	TXP_Apport	12.00%	12.00%	12.00%	12.00%	12.00%	12.00%	12.00%	12.00%	12.00%	12.00%	12.00%	12.00%	12.00%	12.00%
TXP_CYRate - Tax Rate	BeforeAdj	TXP_Rate	5.00%	5.00%	5.00%	5.00%	5.00%	5.00%	5.00%	5.00%	5.00%	5.00%	5.00%	5.00%	5.00%	5.00%
CALC STATUS	BeforeAdj	TXP_Gross_Input	OK,MC	OK,MC	OK,MC	OK,MC	OK,MC	OK,MC	OK,MC	OK,MC	OK,MC	OK,MC	OK,MC	OK,MC	OK,MC	OK,MC
TXP_PreTaxIncome - Pretax Income	BeforeAdj	TXP_Gross_Input	(200,000.00)	(20,000.00)	220,000.00	-	-	-	-	-	-	-	-	-	-	-
TXP_PTIBA001 - Book Adjustments	BeforeAdj	TXP_Gross_Input	(10,000.00)	(1,000.00)	11,000.00	-	-	-	-	-	-	-	-	-	-	-
<b>Total Pretax Income Book Adjustments</b>	<b>BeforeAdj</b>	<b>TXP_Gross_Input</b>	<b>(10,000.00)</b>	<b>(1,000.00)</b>	<b>11,000.00</b>	<b>-</b>	<b>-</b>	<b>-</b>	<b>-</b>	<b>-</b>	<b>-</b>	<b>-</b>	<b>-</b>	<b>-</b>	<b>-</b>	<b>-</b>
<b>Total Adjusted Pretax Income</b>	<b>BeforeAdj</b>	<b>TXP_Gross_Input</b>	<b>(210,000.00)</b>	<b>(21,000.00)</b>	<b>231,000.00</b>	<b>-</b>	<b>-</b>	<b>-</b>	<b>-</b>	<b>-</b>	<b>-</b>	<b>-</b>	<b>-</b>	<b>-</b>	<b>-</b>	<b>-</b>
TXP_PD0005 - Municipal Bond Interest Income - PD	BeforeAdj	TXP_Gross_Input	-	-	-	-	-	-	-	-	-	-	-	-	-	-
TXP_PD0010 - Interest Cost to Carry Municipal Bonds - PD	BeforeAdj	TXP_Gross_Input	-	-	-	-	-	-	-	-	-	-	-	-	-	-
TXP_PD0015 - Subpart F Income - PD	BeforeAdj	TXP_Gross_Input	-	-	-	-	-	-	-	-	-	-	-	-	-	-
TXP_PD0020 - Section 78 Gross Up - PD	BeforeAdj	TXP_Gross_Input	-	-	-	-	-	-	-	-	-	-	-	-	-	-
TXP_PD0025 - Dividends Received Deduction 80% - PD	BeforeAdj	TXP_Gross_Input	-	-	-	-	-	-	-	-	-	-	-	-	-	-
TXP_PD0030 - Dividends Received Deduction 70% - PD	BeforeAdj	TXP_Gross_Input	-	-	-	-	-	-	-	-	-	-	-	-	-	-

### Schedule 06 FC

The overall process for Deferred Tax is the same as for actuals. There are two new forms in forecast to handle the monthly input or view of data and one form that displays Total Gross Closing and Total Tax Closing data by deferred tax account.

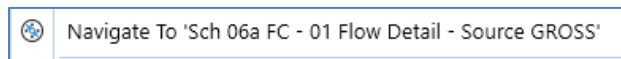
### Schedule 06 FC Gross / Tax Summary Deferred Tax

This form displays a side-by-side view of the Total Gross Closing data versus the Total Tax Closing data by account for a selected period. Although the form is available for all entity / jurisdictions, it is primarily designed to provide access to data for a filer member that is no longer associated with a group filer, but that still has deferred tax data.

The next set of screen shots follows the steps for TXP\_US\_107 (Entity), TXP\_US\_GA (Jurisdiction), TXP\_US\_102 (UD7). TXP\_US\_102 is no longer associated with TXP\_US\_107.

	TXP_US_Total YTD	TXP_US_102 (UD7) YTD	TXP_US_107 (UD7) YTD	TXP_US_118 (UD7) YTD	TXP_US_120 (UD7) YTD	TXP_US_Total YTD	TXP_US_102 (UD7) YTD	TXP_US_107 (UD7) YTD	TXP_US_118 (UD7) YTD	TXP_US_120 (UD7) YTD
TXP_TD0005 - Tax Depreciation - TD	(60,080.80)	(19,800.00)	(51,249.70)	6,164.78	4,804.12	(657.56)	(118.80)	(599.62)	40.69	20.18
TXP_TD0010 - Book Depreciation - TD	14,806.55	1,000.00	987.14	3,590.47	9,228.94	80.01	6.00	11.55	23.70	38.76
TXP_TD0015 - Tax Gain / Loss on Sale of Assets - TD	(34,816.79)	1,190.00	17,192.72	(43,212.00)	(9,987.51)	(118.85)	7.14	201.15	(285.20)	(41.95)
TXP_TD0020 - Book Gain / Loss on Sale of Assets - TD	95,484.04	16,060.00	13,784.07	51,859.75	13,780.22	657.78	96.36	161.27	342.27	57.88
TXP_TD0025 - Bad Debt Reserve - TD	(93,423.83)	(24,360.00)	(27,628.47)	(26,390.90)	(15,044.46)	(706.78)	(146.16)	(323.25)	(174.18)	(63.19)
TXP_TD0030 - Legal Fee Reserve - TD	26,458.15	(2,060.00)	(11,706.95)	25,180.66	15,044.44	80.05	(12.36)	(136.97)	166.19	63.19
TXP_TD0035 - Contingency Reserve - TD	54,472.50	(920.00)	(8,728.49)	69,430.80	(5,309.81)	328.30	(5.52)	(102.12)	458.24	(22.30)
TXP_TD0040 - Accrued Incentive Compensation - TD	79,143.76	19,140.00	12,817.88	43,646.00	3,539.88	567.74	114.84	149.97	288.06	14.87
TXP_TD0045 - Deferred Compensation - TD	(30,192.07)	(7,650.00)	(20,839.07)	8,410.93	(10,113.93)	(276.68)	(45.90)	(243.82)	55.51	(42.48)
TXP_TD0050 - Long Term Incentive Plan - TD	8,708.91	(6,850.00)	(10,774.84)	25,575.22	758.53	4.82	(41.10)	(126.07)	168.80	3.19
TXP_TD0001_Discr - Temporary Difference 1 - Discrete - TD	(73,555.83)			(26,434.12)	(47,121.71)	(372.38)			(174.47)	(197.91)
TXP_TD0040_Discr - Accrued Incentive Compensation - Discrete - TD	(46,547.08)		(5,171.90)	(26,434.14)	(14,941.04)	(297.73)		(60.51)	(174.47)	(62.75)
TXP_TDL0001 - Local Temporary Difference 1 - TD	(9,665.30)	9,640.00	(18,967.46)	2,848.04	(3,185.88)	(158.66)	57.84	(221.92)	18.80	(13.38)
TXP_TDL0002 - Local Temporary Difference 2 - TD	600.00			600.00		3.96			3.96	

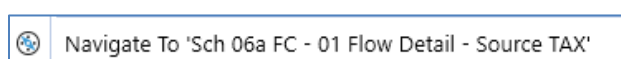
Right click on a cell in the TXP\_US\_102 column in the **Gross Closing** set of columns to access the monthly gross data.



The Linked CV displays the deferred tax roll forward for the selected period. The last set of columns also displays the Gross Closing balance for each filer member with data.

	TXP_US_102 (UD7) YTD	TXP_US_107 (UD7) YTD	TXP_US_118 (UD7) YTD	TXP_US_120 (UD7) YTD	TXP_US_102 (UD7) YTD	TXP_US_107 (UD7) YTD	TXP_US_118 (UD7) YTD	TXP_US_120 (UD7) YTD
TXP_TD0005 - Tax Depreciation - TD	(18,800)	(10,800)			(18,800)	(10,800)	(51,250)	6,165
TXP_TD0010 - Book Depreciation - TD	2,000	1,000			1,000	987	3,590	9,229
TXP_TD0015 - Tax Gain / Loss on Sale of Assets - TD	7,600	1,190			1,190	17,193	(43,212)	(9,988)
TXP_TD0020 - Book Gain / Loss on Sale of Assets - TD	16,060	16,060			16,060	13,785	51,860	13,781
TXP_TD0025 - Bad Debt Reserve - TD	(16,560)	(24,360)			(24,360)	(27,629)	(26,391)	(15,045)
TXP_TD0030 - Legal Fee Reserve - TD	(5,310)	(2,060)			(2,060)	(11,707)	25,181	15,045
TXP_TD0035 - Contingency Reserve - TD	(4,820)	(920)			(920)	(8,729)	69,431	(5,310)
TXP_TD0040 - Accrued Incentive Compensation - TD	19,140	19,140			19,140	12,818	43,646	3,540
TXP_TD0045 - Deferred Compensation - TD	(12,830)	(7,650)			(7,650)	(20,840)	8,411	(10,114)
TXP_TD0050 - Long Term Incentive Plan - TD	(10,750)	(6,850)			(6,850)	8,709	(10,775)	25,575
TXP_TD0001_Discr - Temporary Difference 1 - Discrete - TD					(73,250)			(26,434)
TXP_TD0040_Discr - Accrued Incentive Compensation - Discrete - TD					(46,547)			(26,434)
TXP_TDL0001 - Local Temporary Difference 1 - TD	9,640	9,640			9,640	(18,967)	2,848	(3,186)
TXP_TDL0002 - Local Temporary Difference 2 - TD	4,400	4,400			4,400		2,500	1,900
TXP_TDL0003_Discr - Local Temporary Difference 3 - Discrete - TD								
TXP_TDL0004_Discr - Local Temporary Difference 4 - Discrete - TD								
TXP_TDL0005_Discr - Local Temporary Difference 5 - Discrete - TD								
TXP_TDL0006_Discr - Local Temporary Difference 6 - Discrete - TD								
TXP_TDL0007_Discr - Local Temporary Difference 7 - Discrete - TD								
TXP_TDL0008_Discr - Local Temporary Difference 8 - Discrete - TD								
TXP_TDL0009_Discr - Local Temporary Difference 9 - Discrete - TD								
TXP_TDL0010_Discr - Local Temporary Difference 10 - Discrete - TD								
Total Temporary Differences - TD	(10,810)	(10,810)			(10,810)	43,202	12,009	18,619
TXP_SelResC0900	2,000	2,000			2,000	2,000	2,000	2,000
Total Tax Losses Current Year	2,000	2,000			2,000	2,000	2,000	2,000

Right click on a cell in the TXP\_US\_102 column in the **Tax Closing** set of columns to access the monthly tax data.



The Linked CV displays the deferred tax roll forward tax-effected data for the selected period. The last set of columns also displays the Tax Closing balance for each filer member with data.

### Schedule 06a FC Deferred Tax Source Gross (YTD Input)

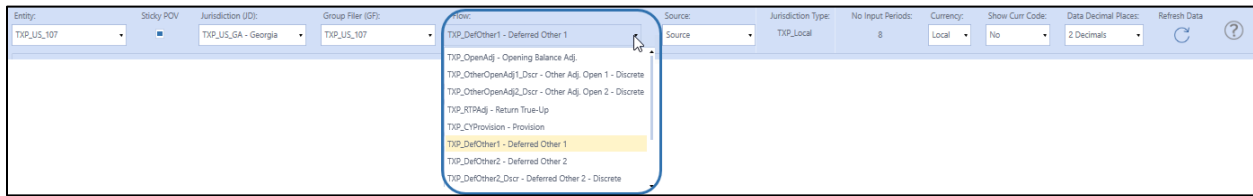
This form displays the gross data for the deferred tax roll forward for the period selected. Manual data input is allowed if the period selected is greater than the No Input Periods displayed. The data in this view is YTD. See [Schedule 06a Deferred Tax Source Gross](#) for process detail.

When a jurisdiction (national or local) is using group filing, the last set of columns will display the Total Gross Closing balance for each filer member with data. To view the monthly Gross Closing balance for a filer member, click on any cell in the filer member column.

Navigate To 'Sch 06a FC - 01 Monthly Detail (Read Only)'

### Schedule 06a1 FC Deferred Tax Source Gross (Mthly Input)

This form displays the gross data for the deferred tax roll forward for all periods in the year for the selected activity (flow) member. Manual data input is allowed in any period greater than the No Input Periods displayed. The data in this view is **Periodic**.



When a jurisdiction (national or local) is using group filing, the last set of columns will display the flow member selected for each filer member with data.

The screenshot displays a 'Schedule 06b FC - DTR Gross for US 107 Entity - JD: Georgia' table. The table has columns for quarters from Jan 2021 to Dec 2021. The rows represent various tax categories, including 'TXP\_TD0005 - Tax Depreciation - TD', 'TXP\_TD0010 - Book Depreciation - TD', 'TXP\_TD0015 - Tax Gain / Loss on Sale of Assets - TD', 'TXP\_TD0020 - Book Gain / Loss on Sale of Assets - TD', 'TXP\_TD0025 - Bad Debt Reserve - TD', 'TXP\_TD0030 - Legal Fee Reserve - TD', and 'TXP\_TD0035 - Contingency Reserve - TD'. The table shows data for each quarter, with a final column for 'TXP\_US\_Totals (007)' and sub-columns for 'TXP\_US\_107 (007)', 'TXP\_US\_118 (007)', and 'TXP\_US\_120 (007)'. The 'TXP\_US\_107 (007)' column is highlighted in blue.

### Schedule 06b FC Deferred Tax Source Tax (YTD Summary)

This form displays the tax-effected data of the deferred tax roll forward for the period selected. The data in this view is YTD. See for [Schedule 06b Deferred Tax Source Tax](#) process detail.

When a jurisdiction (national or local) is using group filing, the last set of columns will display the Total Tax Closing balance for each filer member with data. To view the monthly Tax Closing balance for a filer member, click on any cell in the filer member column.

The screenshot displays a 'Schedule 06b FC - SUMMARY DTR Tax for US 107 Entity - JD: Georgia' table. The table has columns for quarters from Dec 2021 to Dec 2021. The rows represent various tax categories, including 'TXP\_TD0005 - Tax Depreciation - TD', 'TXP\_TD0010 - Book Depreciation - TD', 'TXP\_TD0015 - Tax Gain / Loss on Sale of Assets - TD', 'TXP\_TD0020 - Book Gain / Loss on Sale of Assets - TD', 'TXP\_TD0025 - Bad Debt Reserve - TD', 'TXP\_TD0030 - Legal Fee Reserve - TD', 'TXP\_TD0035 - Contingency Reserve - TD', and 'TXP\_TD0040 - Accrued Incentive Compensation - TD'. The table shows data for each quarter, with a final column for 'TXP\_US\_Totals (007)' and sub-columns for 'TXP\_US\_107 (007)', 'TXP\_US\_118 (007)', and 'TXP\_US\_120 (007)'. The 'TXP\_US\_107 (007)' column is highlighted in blue.

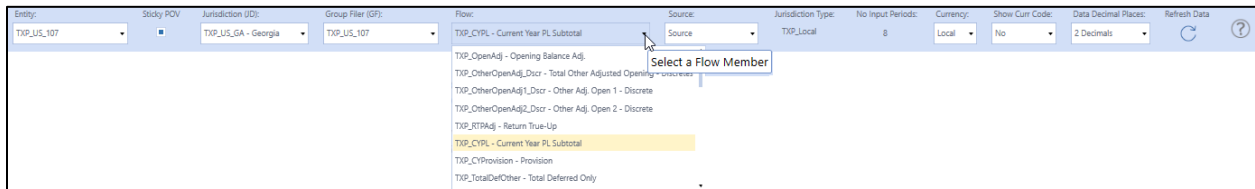
[Navigate To 'Sch 06a FC - 01 Monthly Detail \(Read Only\)'](#)

The screenshot displays a 'Sch 06a FC - 01 Monthly Detail (Read Only)' table. The table has columns for months from Jan 2021 to Dec 2021. The rows represent various tax categories, including 'TXP\_TD0005 - Tax Depreciation - TD', 'TXP\_TD0010 - Book Depreciation - TD', 'TXP\_TD0015 - Tax Gain / Loss on Sale of Assets - TD', 'TXP\_TD0020 - Book Gain / Loss on Sale of Assets - TD', 'TXP\_TD0025 - Bad Debt Reserve - TD', 'TXP\_TD0030 - Legal Fee Reserve - TD', 'TXP\_TD0035 - Contingency Reserve - TD', and 'TXP\_TD0040 - Accrued Incentive Compensation - TD'. The table shows data for each month, with a final column for 'TXP\_US\_Totals (007)' and sub-columns for 'TXP\_US\_107 (007)', 'TXP\_US\_118 (007)', and 'TXP\_US\_120 (007)'. The 'TXP\_US\_107 (007)' column is highlighted in blue.



### Schedule 06b1 FC Deferred Tax Source Tax (Mthly Summary)

This form displays the tax-effected data for the deferred tax roll forward for all periods in the year for the selected activity (flow) member. All Tax Closing flow members are available: parent and base. The data in this view is **Periodic**.



When a jurisdiction (national or local) is using group filing, the last set of columns will display the flow member selected for each filer member with data.

### Schedule 07 FC Tax Account Reconciliation

This Form provides a 'walk across' all tax Income Statement and Balance Sheet account balances. See [Schedule 07 Tax Account Reconciliation](#) for process detail.

### Schedule 08 FC Local ETR

The Local ETR calculates the Entity's Effective Tax Rate using the Statutory (Local) Tax Rate. See [Schedule 08 Local ETR](#) for process detail.

### Schedule 09 FC Consolidated ETR

The Consolidated Tax Rate is typically the tax rate of the reporting country, such as the United States in our example. See [Schedule 09 Consolidated ETR](#) for process detail.

### Schedule 09a FC Consolidated ETR (Non-Discrete / Discrete)

This form is the same as Schedule 09 FC Consolidated ETR with data grouped by non-discrete and discrete data.

Entity: TXP\_US\_107    Sticky POV    Select a Period: Dec 2021    No Input Periods: 8    Source: Source    Jurisdiction Type: TXP\_US    Currency: Local    Show Curr Code: No    Data Decimal Places: 2 Decimals    Percent Decimal Places: 2 Decimals    Refresh Data

Schedule 09a FC - Consolidated ETR (Non-Discrete / Discrete) for: US 107 Entity

	TXP_FCST_Q3 Dec 2021 Expense	TXP_FCST_Q3 Dec 2021 ETR
CALC STATUS	OK	OK
TXP_ConsoTaxRate - Consolidated Tax Rate		22.00%
TXP_CYRate - Current Year Stat Rate		20.00%
TXP_PTIAdjustedTotal - Total Adjusted Pretax Income	651,083.99	
PTI Adjusted Total (at Consolidated Tax Rate)	143,238.48	22.00%
TXP_TaxRateDiff - Tax Rate Differential	(13,021.68)	(2.00%)
TXP_LocalExp - Local Tax Expense (Taxed) (from Sch 5)	(2,528.49)	(0.39%)
TXP_ETRLocalCurrentExp - Local Current Expense	52,014.79	7.99%
TXP_ETRLocalDeVA - Local Deferred Valuation Allowance	62,668.79	9.63%
TXP_ETRLocalDefOther - Local Deferred Other Activity	13,891.54	2.13%
<b>Total ETR Local - Non-Discrete</b>	<b>122,242.40</b>	<b>18.78%</b>
<b>Total Non-Discrete: ETR Run Rate</b>	<b>262,638.81</b>	<b>40.34%</b>
TXP_PD0001_Dscr - Permanent Difference 1 - Discrete - PD	(1,609.04)	(0.25%)
TXP_PD0040_Dscr - Lobbying Expenses - Discrete - PD		
<b>Total Permanent Differences - Discretes</b>	<b>(1,609.04)</b>	<b>(0.25%)</b>
TXP_ETRLocalDeRC_Dscr - Local Deferred Rate Change - Discrete	1,124.39	0.17%
TXP_ETRLocalDeVA_Dscr - Local Deferred Valuation Allowance - Discrete	29,473.23	4.53%
TXP_ETRLocalDefOther_Dscr - Local Deferred Other Activity - Discrete	19,226.28	2.95%
<b>Total ETR Local - Discrete</b>	<b>39,625.83</b>	<b>6.09%</b>
<b>Total Discrete</b>	<b>45,036.96</b>	<b>6.92%</b>
<b>Sch 9a FC - Total Non-Discrete &amp; Discrete</b>	<b>307,675.77</b>	<b>47.26%</b>
Sch 9 FC - Total Consolidated Rate Reconciliation	307,675.77	47.26%
Sch 7 FC - Total Tax Expense (Total JD)	307,675.77	
Sch 8 FC - Total Tax Expense (Statutory)	307,675.77	47.26%

### Schedule 18 FC Interim Reporting Rate Reconciliation

Inputs are not permitted on this form.

The effective tax rate driver information on this form is the same as (Sch) 09 FC Consolidated ETR with the additional consideration of Losses Not Benefited (LNB).

If an entity is flagged as LNB:

- Adjusted Pretax Income is added back to get Adjusted Pretax Income without Losses Not Benefited.
- Tax expense items are excluded except those account(s) which are flagged as required (**LNB\_Exp=Yes** is assigned to the **ETR Account Text 1 property**).

The Interim Reporting Run Rate from the consolidated tax legal entity is used to calculate the Applied Interim Reporting ETR in Actuals (TXP\_Actual).

All discrete ETR items are listed below the **ETR Run Rate (IR without LNB)** and are informational only.

The screen shot below is for an entity with LNB set.

Entity: TXP\_US\_102 | Sticky POV | Select a Period: Dec 2021 | No Input Periods: 8 | Source: Source | Jurisdiction Type: TXP\_US | Currency: Local | Show Curr Code: No | Data Decimal Places: 2

**Schedule 18 FC - Interim Reporting (IR) Rate Rec. for: US 102 Entity**

			Expenses	IR ETR
<b>Calc Status</b>				
TXP_ConsolTaxRate - Consolidated Tax Rate			OK	OK
TXP_CYRate - Current Year Stat Rate				22.00%
TXP_PTIAAdjustedTotal - Total Adjusted Pretax Income	TXP_Gross_Input	TXP_TopTax	(265,490.58)	
TXP_LossesNotBenefited - Losses Not Benefited	TXP_Gross_Input	TXP_TopTax	265,490.58	
<b>Total Adjusted Pretax Income without Losses Not Benefited</b>	<b>TXP_Gross_Input</b>	<b>TXP_TopTax</b>	-	
<b>Total Adjusted PTI without LNB (at Consolidated Tax Rate)</b>	<b>TXP_Tax_IETR</b>	<b>None</b>	-	
TXP_TaxRateDiff - Tax Rate Differential	TXP_Tax_IETR	None		
TXP_LocalExp - Local Tax Expense (Taxed) (from Sch 5)	TXP_Tax_IETR	None		
TXP_OtherTax005 - Other Tax 5	TXP_Tax_IETR	None		
TXP_OtherTax006 - Other Tax 6	TXP_Tax_IETR	None		
<b>Total Other Taxes - Non-Discretes</b>	<b>TXP_Tax_IETR</b>	<b>None</b>		
TXP_Adjustment002 - Withholding Tax Expense	TXP_Tax_IETR	None	5,056.96	
TXP_Adjustment100 - Uncertain Tax Positions - Non-Discrete	TXP_Tax_IETR	None		
<b>Total Adjustments - Non-Discretes</b>	<b>TXP_Tax_IETR</b>	<b>None</b>	<b>5,056.96</b>	
TXP_ETRVAOpenAdj - VA Opening Adjustment	TXP_Tax_IETR	None		
TXP_ETRVACYProvision - VA CY Activity	TXP_Tax_IETR	None		
TXP_ETRVADefOtherAdj - VA Deferred Other	TXP_Tax_IETR	None		
<b>Total Change in VA - Non-Discretes</b>	<b>TXP_Tax_IETR</b>	<b>None</b>		
TXP_ETROpenAdj - Opening Adjustment	TXP_Tax_IETR	None	834.39	
TXP_ETRDeOtherAdj - Deferred Other	TXP_Tax_IETR	None	2,362.87	
<b>Total Deferred - Non-Discretes</b>	<b>TXP_Tax_IETR</b>	<b>None</b>	<b>3,197.26</b>	
<b>Total ETR National Other - Non-Discrete</b>	<b>TXP_Tax_IETR</b>	<b>None</b>	<b>5,599.31</b>	
<b>Total ETR (IR) National - Non-Discrete</b>	<b>TXP_Tax_IETR</b>	<b>None</b>	<b>5,599.31</b>	
TXP_TaxLocalDeduction - National Benefit on Local	TXP_Tax_IETR	None		
TXP_ETRNatBenLocalDefOther - National Benefit Other Activity	TXP_Tax_IETR	None		
TXP_ETRLocalCurrentExp - Local Current Expense	TXP_Tax_IETR	None		
TXP_ETRLocalDefVA - Local Deferred Valuation Allowance	TXP_Tax_IETR	None		
TXP_ETRLocalDefOther - Local Deferred Other Activity	TXP_Tax_IETR	None		
<b>Total ETR Local - Non-Discrete</b>	<b>TXP_Tax_IETR</b>	<b>None</b>		
<b>Total Non-Discrete: ETR Run Rate (IR without LNB)</b>	<b>TXP_Tax_IETR</b>	<b>None</b>	<b>5,599.31</b>	
TXP_PD0001_Dscr - Permanent Difference 1 - Discrete - PD	TXP_Tax_IETR	None	(1,206.78)	
TXP_PD0040_Dscr - Lobbying Expenses - Discrete - PD	TXP_Tax_IETR	None		
TXP_PD1003_Dscr - Local Permanent Differences 3 - Discrete - PD	TXP_Tax_IETR	None		
TXP_ETRLocalDefVA_Dscr - Local Deferred Valuation Allowance - Discrete	TXP_Tax_IETR	None		
TXP_ETRLocalDefOther_Dscr - Local Deferred Other Activity - Discrete	TXP_Tax_IETR	None		
<b>Total Forecast Consolidated ETR - Discrete</b>	<b>TXP_Tax_IETR</b>	<b>None</b>	<b>(8,116.26)</b>	
<b>TXP_ETRInterim_Total - Total Interim Reporting Rate Reconciliation</b>	<b>TXP_Tax_IETR</b>	<b>None</b>	<b>(2,516.95)</b>	

**LNB** (highlighted in blue box)

**LNB\_Exp=Yes** (highlighted in blue box)

Annotations: Blue boxes highlight 'LNB' and 'LNB\_Exp=Yes'. Blue arrows point from these boxes to the 'TXP\_Adjustment002 - Withholding Tax Expense' and 'TXP\_ETROpenAdj - Opening Adjustment' rows.



The screen shot below is for an entity with LNB not set.

Entity: TXP\_US\_107    Sticky POV    Select a Period: Dec 2021    No Input Periods: 8    Source: Source    Jurisdiction Type: TXP\_US    Currency: Local    Show Curr Code: No    Data Decimal Places: 2 Decimals

**Schedule 18 FC - Interim Reporting (IR) Rate Rec. for: US 107 Entity**

**No LNB**

			Tax Forecast Q3 Dec 2021 Expense	Tax Forecast Q3 Dec 2021 IR ETR
CALC STATUS			OK	OK
TXP_ConsolTaxRate - Consolidated Tax Rate				22.00%
TXP_CYRate - Current Year Stat Rate				20.00%
TXP_PTIAAdjustedTotal - Total Adjusted Pretax Income	TXP_Gross_Input	TXP_TopTax	651,083.99	
TXP_LossesNotBenefited - Losses Not Benefited	TXP_Gross_Input	TXP_TopTax		
<b>Total Adjusted Pretax Income without Losses Not Benefited</b>	<b>TXP_Gross_Input</b>	<b>TXP_TopTax</b>	<b>651,083.99</b>	
<b>Total Adjusted PTI without LNB (at Consolidated Tax Rate)</b>	<b>TXP_Tax_IETR</b>	<b>None</b>	<b>143,238.48</b>	<b>22.00%</b>
TXP_TaxRateDiff - Tax Rate Differential	TXP_Tax_IETR	None	(13,021.68)	(2.00%)
TXP_LocalExp - Local Tax Expense (Taxed) (from Sch 5)	TXP_Tax_IETR	None	(2,528.49)	(0.39%)
Total Foreign Rate Differential	TXP_Tax_IETR	None	(15,550.17)	(2.39%)
TXP_TaxLocalDeduction - National Benefit on Local	TXP_Tax_IETR	None	(3,376.44)	(0.52%)
TXP_ETRNatBenLocalDefOther - National Benefit Other Activity	TXP_Tax_IETR	None	(2,956.27)	(0.45%)
TXP_ETRLocalCurrentExp - Local Current Expense	TXP_Tax_IETR	None	52,014.79	7.99%
TXP_ETRLocalDefVA - Local Deferred Valuation Allowance	TXP_Tax_IETR	None	62,668.79	9.63%
TXP_ETRLocalDefOther - Local Deferred Other Activity	TXP_Tax_IETR	None	13,891.54	2.13%
<b>Total ETR Local - Non-Discrete</b>	<b>TXP_Tax_IETR</b>	<b>None</b>	<b>122,242.40</b>	<b>18.78%</b>
<b>Total Non-Discrete: ETR Run Rate (IR without LNB)</b>	<b>TXP_Tax_IETR</b>	<b>None</b>	<b>262,638.81</b>	<b>40.34%</b>
TXP_PD0001_Dscr - Permanent Difference 1 - Discrete - PD	TXP_Tax_IETR	None	(1,609.04)	(0.25%)
TXP_PD0040_Dscr - Lobbying Expenses - Discrete - PD	TXP_Tax_IETR	None		
TXP_PDL0003_Dscr - Local Permanent Differences 3 - Discrete - PD	TXP_Tax_IETR	None		
TXP_PDL0010_Dscr - Local Permanent Differences 10 - Discrete - PD	TXP_Tax_IETR	None		
TXP_ETRLocalDefVA_Dscr - Local Deferred Valuation Allowance - Discrete	TXP_Tax_IETR	None	29,473.23	4.53%
TXP_ETRLocalDefOther_Dscr - Local Deferred Other Activity - Discrete	TXP_Tax_IETR	None	19,226.28	2.95%
<b>Total Forecast Consolidated ETR - Discrete</b>	<b>TXP_Tax_IETR</b>	<b>None</b>	<b>45,036.96</b>	<b>6.92%</b>
<b>TXP_ETRInterim_Total - Total Interim Reporting Rate Reconciliation</b>	<b>TXP_Tax_IETR</b>	<b>None</b>	<b>307,675.77</b>	<b>47.26%</b>

### Schedule 18 Interim Reporting Rate Reconciliation

Inputs are not permitted on this form.

The logic is the same as Schedule 18 FC Interim Reporting Rate Reconciliation. However, this is calculated in the Actual scenario and has no impact on the Interim Reporting Run Rate used to calculate the Applied Interim Reporting ETR.

### Schedule 10 Applied Interim Reporting Run Rate

Inputs are not permitted on this form.

The Applied Interim Reporting Run Rate is only calculated in the Actuals scenario.

In the examples below, the WF month is September (M9). Data is displayed QTD and YTD for each quarter up through the WF month.

- The **Forecast ETR Scenario** comes from Sch 01f and is informational only.
- The **Interim Reporting ETR Run Rate – Input from Sch 01f** comes from Sch 01f.
- The **Interim Reporting ETR Run Rate – Calculated in the CV** (orange shaded background cells) are dynamic calculations that are only rendered in the cube view. The data is not stored in the database.

Entity: TXP_US_107		Source: Source	Jurisdiction Type: TXP_US	Currency: Local	Show Curr Code: No	Data Decimal Places: 2 Decimals	Percent Decimal Places: 2 Decimals	Refresh Data		
<b>Schedule 10 - Applied Interim Reporting Run Rate - TXP_Actual</b>										
						<b>Mar 2021</b>	<b>Mar 2021</b>	<b>Jun 2021</b>	<b>Jun 2021</b>	<b>Sep 2021</b>
						<b>QTD</b>	<b>YTD</b>	<b>QTD</b>	<b>YTD</b>	<b>QTD</b>
						<b>Source</b>	<b>Source</b>	<b>Source</b>	<b>Source</b>	<b>Source</b>
CALC STATUS						OK	OK	OK	OK	OK
Forecast ETR Scenario									TXP_FCST_Q2	TXP_FCST_Q3
Interim Reporting ETR Run Rate - Input from Sch 01f						22.00%			29.87%	54.33%
TXP_PTIAadjustedTotal - Total Adjusted Pretax Income		TXP_Gross_Input	TXP_TopTax			515,000.00	515,000.00	51,500.00	566,500.00	740,557.58
TXP_LossesNotBenefited - Losses Not Benefited		TXP_Gross_Input	TXP_TopTax							
<b>Total Adjusted Pretax Income without Losses Not Benefited</b>		<b>TXP_Gross_Input</b>	<b>TXP_TopTax</b>			<b>515,000.00</b>	<b>515,000.00</b>	<b>51,500.00</b>	<b>566,500.00</b>	<b>740,557.58</b>
Interim Reporting ETR Run Rate - Calculated in the CV						22.00%	22.00%	108.53%	29.87%	73.04%
<b>Tax Expense Before Discrete Items</b>		<b>TXP_Tax_AETR</b>	<b>TXP_TopTax</b>			<b>113,300.00</b>	<b>113,300.00</b>	<b>55,892.32</b>	<b>169,192.32</b>	<b>540,911.54</b>
TXP_PD0001_Dscr - Permanent Difference 1 - Discrete - PD		TXP_Tax_AETR	None			(1,400.00)	(1,400.00)	-	(1,400.00)	(174.37)
TXP_PD0040_Dscr - Lobbying Expenses - Discrete - PD		TXP_Tax_AETR	None							
<b>Total Permanent Differences - Discretes</b>		<b>TXP_Tax_AETR</b>	<b>None</b>			<b>(1,400.00)</b>	<b>(1,400.00)</b>	<b>-</b>	<b>(1,400.00)</b>	<b>(174.37)</b>
TXP_PDL0003_Dscr - Local Permanent Differences 3 - Discrete - PD		TXP_Tax_AETR	None							
TXP_PDL0010_Dscr - Local Permanent Differences 10 - Discrete - PD		TXP_Tax_AETR	None							
<b>Total Local Perms - Discretes</b>		<b>TXP_Tax_AETR</b>	<b>None</b>							
TXP_OtherTax0006_Dscr - Other Tax 6 - Discrete		TXP_Tax_AETR	None			5,000.00	5,000.00	-	5,000.00	622.75
TXP_OtherTax0010_Dscr - Other Tax 10 - Discrete		TXP_Tax_AETR	None							
<b>Total Other Taxes - Discretes</b>		<b>TXP_Tax_AETR</b>	<b>None</b>			<b>5,000.00</b>	<b>5,000.00</b>	<b>-</b>	<b>5,000.00</b>	<b>622.75</b>
TXP_Adjustment120_Dscr - Uncertain Tax Positions - Discrete		TXP_Tax_AETR	None			11,000.00	11,000.00	-	11,000.00	1,370.05
TXP_Adjustment121_Dscr - Tax Adjustment 121 - Discrete		TXP_Tax_AETR	None							
<b>Total Other Adjustments - Discretes</b>		<b>TXP_Tax_AETR</b>	<b>None</b>			<b>11,000.00</b>	<b>11,000.00</b>	<b>-</b>	<b>11,000.00</b>	<b>1,370.05</b>
TXP_ETRVARCOpening - VA Opening Rate Change Impact		TXP_Tax_AETR	None			12.30	12.30	-	12.30	-
TXP_ETRVARCOpening_Dscr - VA Opening Rate Change Impact - Discrete		TXP_Tax_AETR	None			(5.00)	(5.00)	-	(5.00)	(5.00)
TXP_ETRVARCCYProv - VA Activity Rate Change Impact		TXP_Tax_AETR	None			(26.60)	(26.60)	(0.20)	(26.80)	-
TXP_ETRVARCCYProv_Dscr - VA Activity Rate Change Impact - Discrete		TXP_Tax_AETR	None			10.00	10.00	-	10.00	10.00
TXP_ETRVAOtherOpenAdj_Dscr - VA Other Opening Adjustment - Discretes		TXP_Tax_AETR	None			105.00	105.00	-	105.00	105.00
TXP_ETRVARTPAadj - VA RTP		TXP_Tax_AETR	None							
TXP_ETRVADefOtherAdj_Dscr - VA Deferred Other - Discretes		TXP_Tax_AETR	None			(2,500.00)	(2,500.00)	-	(2,500.00)	-
<b>Total Change in VA - Discretes</b>		<b>TXP_Tax_AETR</b>	<b>None</b>			<b>(2,404.30)</b>	<b>(2,404.30)</b>	<b>(0.20)</b>	<b>(2,404.50)</b>	<b>-</b>
TXP_AdjustmentRTP - Return to Provision True-up		TXP_Tax_AETR	None			9,423.61	9,423.61	-	9,423.61	-
TXP_AdjustmentRC1 - RTP Rate Change Provision		TXP_Tax_AETR	None							
TXP_AdjustmentRC2 - RTP Rate Change Variance		TXP_Tax_AETR	None							
TXP_ETRRTPAdj - RTP		TXP_Tax_AETR	None			(1,997.00)	(1,997.00)	-	(1,997.00)	-
<b>Total Return to Provision True-up</b>		<b>TXP_Tax_AETR</b>	<b>None</b>			<b>7,426.61</b>	<b>7,426.61</b>	<b>-</b>	<b>7,426.61</b>	<b>-</b>
TXP_ETRRCOOpening - Opening Rate Change Impact		TXP_Tax_AETR	None			(706.60)	(706.60)	90.00	(616.60)	-
TXP_ETRRCOOpening_Dscr - Opening Rate Change Impact - Discrete		TXP_Tax_AETR	None			142.00	142.00	-	142.00	5.60
TXP_ETRRCCYProv - Activity Rate Change Impact		TXP_Tax_AETR	None			1,989.20	1,989.20	(213.00)	1,776.20	393.63
TXP_ETRRCCYProv_Dscr - Activity Rate Change Impact - Discrete		TXP_Tax_AETR	None			(327.00)	(327.00)	-	(327.00)	(343.57)
TXP_ETROtherOpenAdj_Dscr - Other Opening Adjustment - Discretes		TXP_Tax_AETR	None			(15,045.00)	(15,045.00)	-	(15,045.00)	(1,873.85)
TXP_ETRDefOther_Dscr - Deferred Other - Discretes		TXP_Tax_AETR	None			(430.00)	(430.00)	-	(430.00)	(53.56)
<b>Total Deferred - Discretes</b>		<b>TXP_Tax_AETR</b>	<b>None</b>			<b>(14,377.40)</b>	<b>(14,377.40)</b>	<b>(123.00)</b>	<b>(14,500.40)</b>	<b>(1,544.74)</b>
<b>Total ETR National - Discrete</b>		<b>TXP_Tax_AETR</b>	<b>None</b>			<b>5,244.91</b>	<b>5,244.91</b>	<b>(123.20)</b>	<b>5,121.71</b>	<b>273.69</b>
TXP_TaxLocalDeduction_Dscr - National Benefit on Local - Discrete		TXP_Tax_AETR	None			2,686.90	2,686.90	-	2,686.90	(30.65)
TXP_ETRNatBenLocalDefRTP - National Benefit Local RTP (Discrete)		TXP_Tax_AETR	None			192.90	192.90	-	192.90	-
TXP_ETRNatBenLocalDefRC - National Benefit on Local Rate Change (Discrete)		TXP_Tax_AETR	None			(585.59)	(585.59)	262.79	(322.80)	(127.04)
TXP_ETRNatBenLocalDefRC_Dscr - National Benefit on Local Rate Change - Discrete		TXP_Tax_AETR	None			14.84	14.84	-	14.84	5.22
TXP_ETRNatBenLocalDefOther_Dscr - National Benefit Other Activity - Discrete		TXP_Tax_AETR	None			419.83	419.83	(1,529.91)	(1,110.07)	(366.90)
TXP_ETRLocalCurrentExp_Dscr - Local Current Expense - Discrete		TXP_Tax_AETR	None			(11,394.00)	(11,394.00)	-	(11,394.00)	(107.39)
TXP_ETRLocalDefRTP - Local Deferred RTP (Discrete)		TXP_Tax_AETR	None			140.69	140.69	-	140.69	-
TXP_ETRLocalDefRC - Local Deferred Rate Change (Discrete)		TXP_Tax_AETR	None			927.69	927.69	(811.59)	116.10	597.58
TXP_ETRLocalDefRC_Dscr - Local Deferred Rate Change - Discrete		TXP_Tax_AETR	None			1,134.24	1,134.24	-	1,134.24	(6.93)
TXP_ETRLocalDefVA_Dscr - Local Deferred Valuation Allowance - Discrete		TXP_Tax_AETR	None			513.78	513.78	28,959.45	29,473.23	(1.00)
TXP_ETRLocalDefOther_Dscr - Local Deferred Other Activity - Discrete		TXP_Tax_AETR	None			17,050.47	17,050.47	-	17,050.47	2,123.66
<b>Total ETR Local - Discrete</b>		<b>TXP_Tax_AETR</b>	<b>None</b>			<b>11,101.75</b>	<b>11,101.75</b>	<b>26,880.74</b>	<b>37,982.49</b>	<b>2,086.55</b>
<b>Total Forecast Consolidated ETR - Discrete</b>		<b>TXP_Tax_AETR</b>	<b>None</b>			<b>16,346.66</b>	<b>16,346.66</b>	<b>26,757.54</b>	<b>43,104.20</b>	<b>2,360.24</b>
<b>Calculated Tax Provision</b>		<b>TXP_Tax_AETR</b>	<b>None</b>			<b>129,646.66</b>	<b>129,646.66</b>	<b>82,649.86</b>	<b>212,296.52</b>	<b>543,271.78</b>
<b>Applied Interim Reporting ETR</b>		<b>TXP_Tax_AETR</b>	<b>None</b>			<b>25.17%</b>	<b>25.17%</b>	<b>160.49%</b>	<b>37.48%</b>	<b>73.36%</b>

Entity: TXP_US_102				Sticky POV: Source		Jurisdiction Type: TXP_US		Currency: Local		Show Curr Code: No		Data Decimal Places: 2 Decimals		Percent Decimal Places: 2 Decimals		Refresh Data	
										Schedule 10 - Applied Interim Reporting Run Rate - TXP_Actual							
										Mar 2021	Mar 2021	Jun 2021	Jun 2021	Sep 2021	Sep 2021		
										QTD	YTD	QTD	YTD	QTD	YTD		
										Source	Source	Source	Source	Source	Source		
LNB																	
CALC STATUS										OK	OK	OK	OK	OK	OK		
Forecast ETR Scenario													TXP_FCST_Q2		TXP_FCST_Q3		
Interim Reporting ETR Run Rate - Input from Sch 01f											22.00%		29.87%		54.33%		
TXP_PTIAdjustedTotal - Total Adjusted Pretax Income										TXP_Gross_Input	TXP_TopTax	(210,000.00)	(210,000.00)	(21,000.00)	(231,000.00)	(28,771.05)	(259,771.05)
TXP_LossesNotBenefited - Losses Not Benefited										TXP_Gross_Input	TXP_TopTax	210,000.00	210,000.00	21,000.00	231,000.00	28,771.05	259,771.05
<b>Total Adjusted Pretax Income without Losses Not Benefited</b>										<b>TXP_Gross_Input</b>	<b>TXP_TopTax</b>	-	-	-	-	-	-
Interim Reporting ETR Run Rate - Calculated in the CV																	
<b>Tax Expense Before Discrete Items</b>										<b>TXP_Tax_AETR</b>	<b>TXP_TopTax</b>	-	-	-	-	-	-
TXP_PD0001_Dscr - Permanent Difference 1 - Discrete - PD										TXP_Tax_AETR	None	(1,050.00)	(1,050.00)	-	(1,050.00)	(130.78)	(1,180.78)
TXP_PD0040_Dscr - Lobbying Expenses - Discrete - PD										TXP_Tax_AETR	None						
<b>Total Permanent Differences - Discretes</b>										<b>TXP_Tax_AETR</b>	<b>None</b>	<b>(1,050.00)</b>	<b>(1,050.00)</b>	<b>-</b>	<b>(1,050.00)</b>	<b>(130.78)</b>	<b>(1,180.78)</b>
TXP_PDL0003_Dscr - Local Permanent Differences 3 - Discrete - PD										TXP_Tax_AETR	None						
TXP_PDL0010_Dscr - Local Permanent Differences 10 - Discrete - PD										TXP_Tax_AETR	None						
<b>Total Local Perms - Discretes</b>										<b>TXP_Tax_AETR</b>	<b>None</b>						
TXP_OtherTax0006_Dscr - Other Tax 6 - Discrete										TXP_Tax_AETR	None	3,000.00	3,000.00	-	3,000.00	373.65	3,373.65
TXP_OtherTax0010_Dscr - Other Tax 10 - Discrete										TXP_Tax_AETR	None						
<b>Total Other Taxes - Discretes</b>										<b>TXP_Tax_AETR</b>	<b>None</b>	<b>3,000.00</b>	<b>3,000.00</b>	<b>-</b>	<b>3,000.00</b>	<b>373.65</b>	<b>3,373.65</b>
TXP_Adjustment120_Dscr - Uncertain Tax Positions - Discrete										TXP_Tax_AETR	None	6,000.00	6,000.00	-	6,000.00	747.30	6,747.30
TXP_Adjustment121_Dscr - Tax Adjustment 121 - Discrete										TXP_Tax_AETR	None						
<b>Total Other Adjustments - Discretes</b>										<b>TXP_Tax_AETR</b>	<b>None</b>	<b>6,000.00</b>	<b>6,000.00</b>	<b>-</b>	<b>6,000.00</b>	<b>747.30</b>	<b>6,747.30</b>
TXP_ETRVARCOpening - VA Opening Rate Change Impact										TXP_Tax_AETR	None						
TXP_ETRVARCOpening_Dscr - VA Opening Rate Change Impact - Discrete										TXP_Tax_AETR	None						
TXP_ETRVARCCYProv - VA Activity Rate Change Impact										TXP_Tax_AETR	None						
TXP_ETRVARCCYProv_Dscr - VA Activity Rate Change Impact - Discrete										TXP_Tax_AETR	None						
TXP_ETRVAOtherOpenAdj_Dscr - VA Other Opening Adjustment - Discretes										TXP_Tax_AETR	None	(12,900.00)	(12,900.00)	-	(12,900.00)	(1,606.70)	(14,506.70)
TXP_ETRVARTPAdj - VA RTP										TXP_Tax_AETR	None					(70.00)	(70.00)
TXP_ETRVADefOtherAdj_Dscr - VA Deferred Other - Discretes										TXP_Tax_AETR	None	(2,100.00)	(2,100.00)	-	(2,100.00)	(261.56)	(2,361.56)
<b>Total Change in VA - Discretes</b>										<b>TXP_Tax_AETR</b>	<b>None</b>	<b>(15,000.00)</b>	<b>(15,000.00)</b>	<b>-</b>	<b>(15,000.00)</b>	<b>(1,938.25)</b>	<b>(16,938.25)</b>
TXP_AdjustmentRTP - Return to Provision True-up										TXP_Tax_AETR	None					(1,806.00)	(1,806.00)
TXP_AdjustmentRC1 - RTP Rate Change Provision										TXP_Tax_AETR	None						
TXP_AdjustmentRC2 - RTP Rate Change Variance										TXP_Tax_AETR	None						
TXP_ETRRTPAAdj - RTP										TXP_Tax_AETR	None					70.00	70.00
<b>Total Return to Provision True-up</b>										<b>TXP_Tax_AETR</b>	<b>None</b>					<b>(1,736.00)</b>	<b>(1,736.00)</b>
TXP_ETRRCOOpening - Opening Rate Change Impact										TXP_Tax_AETR	None						
TXP_ETRRCOOpening_Dscr - Opening Rate Change Impact - Discrete										TXP_Tax_AETR	None	(450.00)	(450.00)	-	(450.00)	(66.05)	(516.05)
TXP_ETRRCCYProv - Activity Rate Change Impact										TXP_Tax_AETR	None						
TXP_ETRRCCYProv_Dscr - Activity Rate Change Impact - Discrete										TXP_Tax_AETR	None						
TXP_ETROtherOpenAdj_Dscr - Other Opening Adjustment - Discretes										TXP_Tax_AETR	None						
TXP_ETRDefOther_Dscr - Deferred Other - Discretes										TXP_Tax_AETR	None						
<b>Total Deferred - Discretes</b>										<b>TXP_Tax_AETR</b>	<b>None</b>	<b>(450.00)</b>	<b>(450.00)</b>	<b>-</b>	<b>(450.00)</b>	<b>(66.05)</b>	<b>(516.05)</b>
<b>Total ETR National - Discrete</b>										<b>TXP_Tax_AETR</b>	<b>None</b>	<b>(7,500.00)</b>	<b>(7,500.00)</b>	<b>-</b>	<b>(7,500.00)</b>	<b>(2,750.13)</b>	<b>(10,250.13)</b>
TXP_TaxLocalDeduction_Dscr - National Benefit on Local - Discrete										TXP_Tax_AETR	None						
TXP_ETRNatBenLocalDefRTP - National Benefit Local RTP (Discrete)										TXP_Tax_AETR	None						
TXP_ETRNatBenLocalDefRC - National Benefit on Local Rate Change (Discrete)										TXP_Tax_AETR	None						
TXP_ETRNatBenLocalDefRC_Dscr - National Benefit on Local Rate Change - Discrete										TXP_Tax_AETR	None						
TXP_ETRNatBenLocalDefOther_Dscr - National Benefit Other Activity - Discrete										TXP_Tax_AETR	None						
TXP_ETRLocalCurrentExp_Dscr - Local Current Expense - Discrete										TXP_Tax_AETR	None						
TXP_ETRLocalDefRTP - Local Deferred RTP (Discrete)										TXP_Tax_AETR	None						
TXP_ETRLocalDefRC - Local Deferred Rate Change (Discrete)										TXP_Tax_AETR	None						
TXP_ETRLocalDefRC_Dscr - Local Deferred Rate Change - Discrete										TXP_Tax_AETR	None						
TXP_ETRLocalDefVA_Dscr - Local Deferred Valuation Allowance - Discrete										TXP_Tax_AETR	None						
TXP_ETRLocalDefOther_Dscr - Local Deferred Other Activity - Discrete										TXP_Tax_AETR	None						
<b>Total ETR Local - Discrete</b>										<b>TXP_Tax_AETR</b>	<b>None</b>						
<b>Total Forecast Consolidated ETR - Discrete</b>										<b>TXP_Tax_AETR</b>	<b>None</b>	<b>(7,500.00)</b>	<b>(7,500.00)</b>	<b>-</b>	<b>(7,500.00)</b>	<b>(2,750.13)</b>	<b>(10,250.13)</b>
<b>Calculated Tax Provision</b>										<b>TXP_Tax_AETR</b>	<b>None</b>	<b>(7,500.00)</b>	<b>(7,500.00)</b>	<b>-</b>	<b>(7,500.00)</b>	<b>(2,750.13)</b>	<b>(10,250.13)</b>
<b>Applied Interim Reporting ETR</b>										<b>TXP_Tax_AETR</b>	<b>None</b>						

## TROUBLESHOOTING THE SCHEDULES

This section describes the common issues that you may encounter with Schedules / Forms not rendering correctly. There are some key areas in the Tax Provision Blueprint setup that drive the majority of the Schedule POV's.

These key areas are:

### **Entity attributes:**

- UD1 Constraint
- UD7 Constraint
- UD1 Default
- Text 7 (check the spelling / make sure a comma is used as a delimiter) – check the Scenario type
- Text 8 (all base and parent entities must have a Text 8 for the Tax rules to execute) – check the Scenario Type

### **UD1 attributes:**

- Text 1 (all base JD's must have a Text 1)
- Text 2 (base level National JD when you are doing National group filing)

### **WF attributes:**

- Text 1 (required for a National Group Filer, Local Group Filer and WF Filers)
- Text 2 (position 1 is required, position 2 is sometimes required)
- Text 3 (position 1, 2 and 3 are required) – make sure a comma is used as a delimiter
- These text fields must be set at the "Tax" scenario type at both the Forms base level workflow and at the base level parent workflow for the TXP\_Actual and TXP\_ActualRTP scenarios. For the current year Forecast scenarios, we recommend using "ScenarioType8" as the scenario type. For multi-year Forecast scenarios, we have placed-marked "Scenariotype7" as the scenario type.

### **Schedule: LP 01a Actual Nat GF – Enter Definitions:**

- For National group filer countries, you need to enter the group filing definitions for the TXP\_Actual scenario.
- This form needs to be completed before you can enter tax rates.

### **Schedule: LP 02a Actual Local GF – Enter Definitions:**

- For Local group filer countries, you need to enter the group filing definitions for the TXP\_Actual scenario.
- This form needs to be completed before you can enter tax rates.

**Schedule LP 11a ActualRTP Nat GF – Enter Definitions:**

- For National group filer countries, you need to enter the group filing definitions for the TXP\_ActualRTP scenario.
- This form needs to be completed before you can enter tax rates.

**Schedule LP 12a ActualRTP Local GF – Enter Definitions:**

- For Local group filer countries, you need to enter the group filing definitions for the TXP\_ActualRTP scenario.
- This form needs to be completed before you can enter tax rates.

**After changes have been made, make sure to:**

- Click on the icon to Refresh Application.
- Click on the icon to Refresh Page.

The POV combo boxes (drop down lists) that are displayed in the toolbar for most schedules, run in a specific order. The combo boxes execute from left to right. You must first select an Entity. That will then refresh and update the list box for the UD1 Jurisdiction. Once you select a UD1 jurisdiction, the combo box for the UD7 Group Filing will be refreshed as well as the label for the UD4 Tax Type will be refreshed. Lastly, select a Group Filing entity.

1. The Entity drives the UD1 Jurisdiction.
2. The UD1 Jurisdiction then drives both the UD7 Group Filing and the UD4 Tax Type.

The screenshot shows a toolbar with several dropdown menus. The 'Entity' dropdown is set to 'TXP\_US\_107'. The 'Jurisdiction (UD):' dropdown is set to 'TXP\_US\_GA - Georgia'. The 'Group Filer (GF):' dropdown is set to 'TXP\_US\_102 - US 102 Entity'. The 'Source' dropdown is set to 'Source'. The 'Jurisdiction Type:' dropdown is set to 'TXP\_Local'. The 'Currency:' dropdown is set to 'Local'. The 'Decimal Places:' dropdown is set to 'No Decimals'. The 'Row Expansion:' dropdown is set to 'Collapse All'. Blue arrows and numbers 1, 2, and 3 indicate the sequence of selections: 1 points to Entity, 2 points to Jurisdiction (UD):, and 3 points to Group Filer (GF):.

**Other things to remember:**

- Do not mix different country entities in a Workflow Profile. Each WF Profile is country specific.
- Group Filing countries must have a UD7 country hierarchy.
- UD7 base members and UD7 parent country members must be the same name/label/member as what is in the Entity dimension. BR's take the base UD7 member and uses it as the base level entity member.



**Important!** Modifying business rules because Form POV's are not rendering properly should be a LAST resort. In almost all cases, POV issues are due to improper Metadata / Workflow setup.

## Schedule LP 01a Actual Nat GF – Enter Definitions

	TXP_Actual Mar 2020 National Filer Entity	TXP_Actual Mar 2020 Tax Rates Used	TXP_Actual Mar 2020 Brief Explanation
National Jurisdiction: TXP_CA			
Entity:			
TXP_CA_101 - CA 101 Entity	TXP_CA_101	Filer Rates	
TXP_CA_102 - CA 102 Entity	TXP_CA_101		
TXP_CA_103 - CA 103 Entity	TXP_CA_103	Filer Rates	
TXP_CA_107 - CA 107 Entity	TXP_CA_103		
TXP_CA_108 - CA 108 Entity	TXP_CA_101		
TXP_CA_110 - CA 110 Entity	TXP_CA_103		
TXP_CA_114 - CA 114 Entity	TXP_CA_115		
TXP_CA_115 - CA 115 Entity	TXP_CA_115	Filer Rates	

This schedule is only used on “xxx\_NatGroupFiler” workflows and must be completed before you can enter tax rates for the National JD in schedule 01.

The first column in this CV is hidden and uses a dynamic UD8 member (TXP\_NatFiler) which populates a “1” on any rows that contain Annotations (cell text). This is required for the suppression to work because suppression only works on data and not on cell text.

After this schedule has been completed, click on the populate icon to execute a BR (TXP\_NatFilerCalc) that then populates a trigger account in the 2<sup>nd</sup> cube view. This is used to facilitate other National BR’s (specifically – Schedule 05\_06NationalBenefitLocalCurrency).

	UD1 JD	UD7 Entity	Tax Actuals Mar 2020 TXP_NatFilerCalc
TXP_CA_101 - CA 101 Entity	TXP_CA	TXP_CA_101	1.00
		TXP_CA_102	1.00
		TXP_CA_108	1.00
TXP_CA_103 - CA 103 Entity	TXP_CA	TXP_CA_103	1.00
		TXP_CA_107	1.00
		TXP_CA_110	1.00
TXP_CA_115 - CA 115 Entity	TXP_CA	TXP_CA_114	1.00
		TXP_CA_115	1.00

### Dashboard Name

- SchLP01a\_Nat Group Filings (TXP)

### UD1 Jurisdiction (JD)

No jurisdictions are showing up in the drop-down box:

- Parameter used: UD1\_JD\_WFText3\_P1\_TXP

- defined as: U1#XFBR(TXP\_ParamHelper, GetWFText3, Position=1)
- WF Text 3 – needs to have the country National jurisdiction (i.e., U1#TXP\_CA)
  - **Note:** Only one National JD is available per country.

**Entity**

No entities are showing up in the rows of the CV:

- E#XFBR(TXP\_ParamHelper, GetWFText2, position=1, Sort=Yes)

**National Filer Entity (Column 1)**

No entities are showing up in the drop-down list:

- Account used in this column is “TXP\_NatFiler”
- Only entities that have a Text 7 that contain “NatFiler=Yes” with display in the list.

Text 7	NatBenefit=Yes,LocalFiler=Yes,NatFiler=Yes
--------	--

- The Cell Type is defined as a “Combo Box”

Column	TXP_LocalFiler						
<div style="border: 1px solid black; padding: 2px;"> <div style="background-color: #e6f2ff; padding: 2px;"> <span style="font-size: 12px;">☐</span> General                             </div> <table border="1" style="width: 100%; border-collapse: collapse;"> <tr> <td style="width: 60%;">Can Modify Data</td> <td>True</td> </tr> <tr> <td>Cell Type</td> <td>Combo Box</td> </tr> <tr> <td>List Parameter</td> <td>WF_TaxEntities_WFText2_P1_TXP</td> </tr> </table> </div>		Can Modify Data	True	Cell Type	Combo Box	List Parameter	WF_TaxEntities_WFText2_P1_TXP
Can Modify Data	True						
Cell Type	Combo Box						
List Parameter	WF_TaxEntities_WFText2_P1_TXP						

**Tax Rates Used (Column 2)**

Only when the Entity and the Filer Entity (UD7) are the same will you be able to select the type of rate used.

- The account used in this column is “TXP\_NatFilerType”.
- You must make a selection in column 1 first and then save it before the second column is available for a selection. Only “**Filer Rates**” is available for National GF.
- The Cell type is defined as a “Combo Box”.

Column	TXP_LocalFilerType						
<div style="border: 1px solid black; padding: 2px;"> <div style="background-color: #e6f2ff; padding: 2px;"> <span style="font-size: 12px;">☐</span> General                             </div> <table border="1" style="width: 100%; border-collapse: collapse;"> <tr> <td style="width: 60%;">Can Modify Data</td> <td>True</td> </tr> <tr> <td>Cell Type</td> <td>Combo Box</td> </tr> <tr> <td>List Parameter</td> <td>NatFilerType_TXP</td> </tr> </table> </div>		Can Modify Data	True	Cell Type	Combo Box	List Parameter	NatFilerType_TXP
Can Modify Data	True						
Cell Type	Combo Box						
List Parameter	NatFilerType_TXP						

- No Input rules are used to limit when you can make a selection in column 2.



```

'Create NoInput rules For the Local Filer CV - A#TXP_NatFiler With V#Annotation
'see CV = Sch_LP91a_NatGF_Definition_TXP
If api.Pov.Account.Name.XFEqualsIgnoreCase("TXP_NatFilerType") Then
  If api.Pov.View.Name.XFEqualsIgnoreCase("Annotation") Then

    'Is the current UD1 member a base level member under the parent TXP_TotalJD?
    If api.Members.IsBase(api.pov.UD1Dim.DimPK, api.Members.GetMemberId(api.pov.ud1.DimTypeId,"TXP_TotalJD"), api.Pov.ud1.MemberId)
      'Get the Entity name
      Dim EntityName As String = api.pov.Entity.Name.ToString
      'Get the UD1 base member
      Dim UD1Base As String = api.Pov.UD1.Name.ToString
      'Get the V#Annotation that was selected from the combo box
      Dim EntityNameEx As String = api.data.GetDataCellEx("C#Local:V#Annotation:A#TXP_NatFiler:F#None:O#BeforeAdj:I#None:U1#" & UD1Base & ":U2#None:U3#None:U4#TXP_National" & _
        ":U5#None:U6#None:U7#None:U8#None").DataCellAnnotation

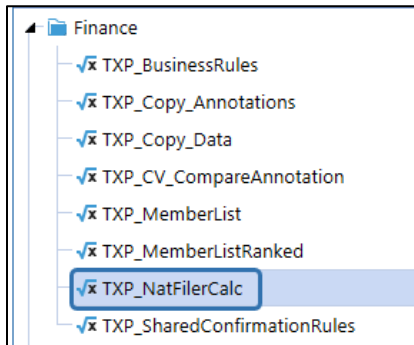
      If EntityName.ToString <> EntityNameEx.ToString Then
        'NoInput when the Entity name and the Filer entity selected in the combo box aren't the same
        Return ConditionalInputResultType.NoInput
      End If
    End If
  End If
End If
    
```

### Lower Cube View

In order for the Populate copy BR to execute and populate the lower CV, the National jurisdiction for the country in question must have a text 2 of “NatGF=Yes”.

Vary By Scenario Type And Time	
General	
In Use	True
Formula	
Formula For Calculation Drill Down	
Text	
Text 1	TXP_National
Text 2	NatGF=Yes
Text 3	
Text 4	
Text 5	
Text 6	
Text 7	
Text 8	

The BR looks for this setting to execute the BR:



```

If (IsBaseAndLocalCurrencyForEntity AndAlso IsSourceScenarioActual) Then
  'Look at the current Entity's UD1 Text 2
  If UD1Text2.XFContainsIgnoreCase("NatGF=Yes") Then

    Dim povEntity As String = api.Pov.Entity.Name
    
```

## Schedule LP 11a ActualRTP Nat GF – Enter Definitions

	TXP_ActualRTP Dec 2019	TXP_ActualRTP Dec 2019	TXP_ActualRTP Dec 2019	TXP_ActualRTP Dec 2019	TXP_ActualRTP Dec 2019	TXP_ActualRTP Dec 2019
	National Filer Entity	Tax Rates Used	National Filer Entity	Tax Rates Used	GF Definition Changed?	Brief Explanation
Jurisdiction: TXP_CA						
Entity:						
TXP_CA_101 - CA 101 Entity	TXP_CA_101	Filer Rates	TXP_CA_101	Filer Rates	-	
TXP_CA_102 - CA 102 Entity	TXP_CA_101		TXP_CA_101		-	
TXP_CA_103 - CA 103 Entity	TXP_CA_103	Filer Rates	TXP_CA_103	Filer Rates	-	
TXP_CA_104 - CA 104 Entity					-	
TXP_CA_105 - CA 105 Entity					-	
TXP_CA_106 - CA 106 Entity					-	
TXP_CA_107 - CA 107 Entity	TXP_CA_103		TXP_CA_103		-	
TXP_CA_108 - CA 108 Entity	TXP_CA_101		TXP_CA_101		-	
TXP_CA_109 - CA 109 Entity					-	
TXP_CA_110 - CA 110 Entity	TXP_CA_103		TXP_CA_103		-	
TXP_CA_111 - CA 111 Entity					-	
TXP_CA_112 - CA 112 Entity					-	
TXP_CA_113 - CA 113 Entity					-	
TXP_CA_114 - CA 114 Entity	TXP_CA_115		TXP_CA_115		-	
TXP_CA_115 - CA 115 Entity	TXP_CA_115	Filer Rates	TXP_CA_115	Filer Rates	-	

This schedule is only used on “xxx\_NatGroupFiler” workflows and must be completed before you can enter tax rates for the National JD in schedule 01.

The first column in this CV is hidden and uses a dynamic UD8 member (TXP\_NatFiler) which populates a “1” on any rows that contain Annotations (cell text). This is required for the suppression to work because suppression only works on data and not on cell text.

The first two columns for TXP\_Actual are there for informational purposes and are read-only.

### Dashboard Name

- SchLP11a\_Nat Group Filings (TXP)

### UD1 Jurisdiction (JD)

No jurisdictions are showing up in the drop-down box:

- Parameter used: **UD1\_JD\_WFText3\_P1\_TXP**
  - defined as: U1#XFBR(TXP\_ParamHelper, GetWFText3, Position=1)
- WF Text 3 – needs to have the country National jurisdiction (i.e., U1#TXP\_CA)
  - Note:** Only one National JD is available per country.

### RTP Year

No RTP Years showing up in the drop-down box:

- Parameter used: **!RTPYears\_TXP!M12**
  - Defined as: XFBR(TXP\_ParamHelper,RTPYears)

- Available years are: >= Seed Year and < Workflow Year

**Entity**

No entities are showing up in the rows of the CV:

- E#XFBR(TXP\_ParamHelper, GetWFText2, position=1, Sort=Yes)

**National Filer Entity (Column 3)**

No entities are showing up in the drop-down list:

- The account used in this column is “TXP\_NatFiler”.
- Only entities that have a Text 7 that contain “NatFiler=Yes” with display in the list.

Text 7	NatBenefit=Yes,LocalFiler=Yes,NatFiler=Yes
--------	--

- The Cell Type is defined as a “Combo Box”

Column	TXP_LocalFiler
General	
Can Modify Data	True
Cell Type	Combo Box
List Parameter	WF_TaxEntities_WFText2_P1_TXP

**Tax Rates Used (Column 4)**

Only when the Entity and the Filer Entity (UD7) are the same will you be able to select the type of rate used.

- The account used in this column is “TXP\_NatFilerType”.
- You must make a selection in column 3 first and then save it before the fourth column is available for a selection. Only “Filer Rates” is available for National GF.
- The Cell type is defined as a “Combo Box”.

Column	TXP_LocalFilerType
General	
Can Modify Data	True
Cell Type	Combo Box
List Parameter	NatFilerType_TXP

- No Input rules are used to limit when you can make a selection in column 2.

```

'Create NoInput rules For the Local Filer CV - A#TXP_NatFiler With V#Annotation
'see CV = Sch_LP01a_NatGF_Definition_TXP
If api.Pov.Account.Name.XEqualsIgnoreCase("TXP_NatFilerType") Then
  If api.Pov.View.Name.XEqualsIgnoreCase("Annotation") Then

    'Is the current UD1 member a base level member under the parent TXP_TotalJD?
    If api.Members.IsBase(api.pov.ud1Dim.DimPK, api.Members.GetMemberId(api.pov.ud1.DimTypeId,"TXP_TotalJD"), api.Pov.ud1.MemberId)
      'Get the Entity name
      Dim EntityName As String = api.pov.Entity.Name.ToString
      'Get the UD1 base member
      Dim UD1Base As String = api.Pov.UD1.Name.ToString
      'Get the V#Annotation that was selected from the combo box
      Dim EntityNameEx As String = api.data.GetDataCellEx("C#Local:V#Annotation:A#TXP_NatFiler:F#None:O#BeforeAdj:I#None:U1#" & UD1Base & ":U2#None:U3#None:U4#TXP_National" & _
        ":U5#None:U6#None:U7#None:U8#None").DataCellAnnotation

      If EntityName.ToString <> EntityNameEx.ToString Then
        'NoInput when the Entity name and the Filer entity selected in the combo box aren't the same
        Return ConditionalInputResultType.NoInput
      End If
    End If
  End If
End If
    
```

### Changed (Column 5)

This column uses a BR to determine if there is a difference between columns 1 & 2 when compared to columns 3 & 4. It is only used for informational / analytical purposes.

- The Cell type is defined as a “Combo Box”.

Column	Difference						
<div style="border: 1px solid black; padding: 2px;"> <div style="background-color: #e6f2ff; padding: 2px;"> <span style="font-size: 1.2em;">☐</span> General           </div> <div style="padding: 2px;"> <table border="1" style="width: 100%; border-collapse: collapse;"> <tr> <td style="width: 70%;">Can Modify Data</td> <td>False</td> </tr> <tr> <td>Cell Type</td> <td>Combo Box</td> </tr> <tr> <td>List Parameter</td> <td>CV_CompareAnnotation_TXP</td> </tr> </table> </div> </div>		Can Modify Data	False	Cell Type	Combo Box	List Parameter	CV_CompareAnnotation_TXP
Can Modify Data	False						
Cell Type	Combo Box						
List Parameter	CV_CompareAnnotation_TXP						

- The parameter is defined as:

<div style="border: 1px solid black; padding: 2px;"> <div style="background-color: #e6f2ff; padding: 2px;"> <span style="font-size: 1.2em;">☐</span> General (Parameter)           </div> <div style="padding: 2px;"> <table border="1" style="width: 100%; border-collapse: collapse;"> <tr> <td style="width: 40%;">Name</td> <td>CV_CompareAnnotation_TXP</td> </tr> <tr> <td>Description</td> <td>Used in the CV's - DM 01a, DM 02a, DM 11a, DM 12a - See the Difference columns</td> </tr> <tr> <td>User Prompt</td> <td></td> </tr> <tr> <td>Maintenance Unit</td> <td>XFW Tax Provision (TXP)</td> </tr> <tr> <td>Sort Order</td> <td>126</td> </tr> </table> </div> </div>		Name	CV_CompareAnnotation_TXP	Description	Used in the CV's - DM 01a, DM 02a, DM 11a, DM 12a - See the Difference columns	User Prompt		Maintenance Unit	XFW Tax Provision (TXP)	Sort Order	126
Name	CV_CompareAnnotation_TXP										
Description	Used in the CV's - DM 01a, DM 02a, DM 11a, DM 12a - See the Difference columns										
User Prompt											
Maintenance Unit	XFW Tax Provision (TXP)										
Sort Order	126										
<div style="border: 1px solid black; padding: 2px;"> <div style="background-color: #e6f2ff; padding: 2px;"> <span style="font-size: 1.2em;">☐</span> Data Source           </div> <div style="padding: 2px;"> <table border="1" style="width: 100%; border-collapse: collapse;"> <tr> <td style="width: 40%;">Parameter Type</td> <td>Delimited List</td> </tr> <tr> <td>Default Value</td> <td></td> </tr> <tr> <td>Display Items (comma delimited)</td> <td>- ,Changed</td> </tr> <tr> <td>Value Items (comma delimited)</td> <td>0,1</td> </tr> </table> </div> </div>		Parameter Type	Delimited List	Default Value		Display Items (comma delimited)	- ,Changed	Value Items (comma delimited)	0,1		
Parameter Type	Delimited List										
Default Value											
Display Items (comma delimited)	- ,Changed										
Value Items (comma delimited)	0,1										

- This column uses a dynamic calc U8 member: “TXP\_NatFiler\_Changed\_ActualRTP”.

## Schedule LP 02a Actual Local GF – Enter Definitions

	TXP_Actual Dec 2020 Local Filer Entity	TXP_Actual Dec 2020 Tax Rates Used	TXP_Actual Dec 2020 Brief Explanation
Jurisdiction: TXP_US_GA			
Entity:			
TXP_US_101 - US 101 Entity	TXP_US_101	Filer Rates	
TXP_US_102 - US 102 Entity	TXP_US_107		
TXP_US_103 - US 103 Entity			
TXP_US_104 - US 104 Entity	TXP_US_104	Filer Rates	
TXP_US_105 - US 105 Entity	TXP_US_105	Individual Rates	
TXP_US_106 - US 106 Entity			
TXP_US_107 - US 107 Entity	TXP_US_107	Individual Rates	
TXP_US_108 - US 108 Entity	TXP_US_105		
TXP_US_109 - US 109 Entity			
TXP_US_110 - US 110 Entity			
TXP_US_111 - US 111 Entity			
TXP_US_112 - US 112 Entity			
TXP_US_113 - US 113 Entity			
TXP_US_114 - US 114 Entity			
TXP_US_115 - US 115 Entity			
TXP_US_116 - US 116 Entity	TXP_US_105		
TXP_US_117 - US 117 Entity			
TXP_US_118 - US 118 Entity	TXP_US_107		
TXP_US_119 - US 119 Entity			
TXP_US_120 - US 120 Entity			

This schedule is only used on “xxx\_LocalGroupFiler” workflows and must be completed before you can enter tax rates for Local JD’s in schedule 01.

The first column in this CV is hidden and uses a dynamic UD8 member (TXP\_LocalFiler) which populates a “1” on any rows that contain Annotations (cell text). This is required for the suppression to work because suppression only works on data and not on cell text.

### *Dashboard Name*

- SchLP02a\_Local Group Filings (TXP)

### UD1 Jurisdiction (JD)

No jurisdictions are showing up in the drop-down box:

- Parameter used: **UD1\_JD\_WFText3\_P1\_TXP**
  - defined as: U1#XFBR(TXP\_ParamHelper, GetWFText3, Position=1)
- WF Text 3 – needs to have the country level Local jurisdiction . Base (i.e. U1#TXP\_US\_Local.Base)

### Entity

No entities are showing up in the rows of the CV:

- E#XFBR(TXP\_ParamHelper, GetWFText2, position=1, Sort=Yes)

### Local Filer Entity (Column 1)

No entities are showing up in the drop-down list:

- The account used in this column is “TXP\_LocalFiler”.
- Only entities that have a Text 7 that contain “LocalFiler=Yes” with display in the list.

Text 7	NatBenefit=Yes,LocalFiler=Yes,NatFiler=Yes
--------	--

- The Cell Type is defined as a “Combo Box”.

Column	TXP_LocalFiler
General	
Can Modify Data	True
Cell Type	Combo Box
List Parameter	WF_TaxEntities_WFText2_P1_TXP

### Tax Rates Used (Column 2)

Only when the Entity and the Filer Entity (UD7) are the same will you be able to select the type of rate used.

- The account used in this column is “TXP\_LocalFilerType”.
- You must make a selection in column 1 first and then save it before column 2 is available for a selection. Two options are available: Filer Rates or Individual Rates.
- The Cell type is defined as a “Combo Box”.

Column	TXP_LocalFilerType
General	
Can Modify Data	True
Cell Type	Combo Box
List Parameter	FilerType_TXP

- No Input rules are used to limit when you can make a selection in column 2.

```
-----  
'Create NoInput rules For the Local Filer CV - A#TXP_LocalFiler With V#Annotation  
'see CV = Sch_LP02a_LocalGF_Definition_TXP  
If api.Pov.Account.Name.XFEqualsIgnoreCase("TXP_LocalFilerType") Then  
  If api.Pov.View.Name.XFEqualsIgnoreCase("Annotation") Then  
  
    'Is the current UD1 member a base level member under the parent TXP_TotalJD?  
    If api.Members.IsBase(api.pov.UD1Dim.DimPK, api.Members.GetMemberId(api.pov.ud1.DimTypeId,"TXP_TotalJD"), api.Pov.ud1.MemberId)  
      'Get the Entity name  
      Dim EntityName As String = api.pov.Entity.Name.ToString  
      'Get the UD1 base member  
      Dim UD1Base As String = api.Pov.UD1.Name.ToString  
      'Get the V#Annotation that was selected from the combo box  
      Dim EntityNameEx As String = api.data.GetDataCellEx("CWLocal:V#Annotation:A#TXP_LocalFiler:F#None:O#BeforeAdj:I#None:U1#" & UD1Base & ":U2#None:U3#None:U4#TXP_Local" & _  
        ":U5#None:U6#None:U7#None:U8#None").DataCellAnnotation  
  
      If EntityName.ToString <> EntityNameEx.ToString Then  
        'NoInput when the Entity name and the Filer entity selected in the combo box aren't the same  
        Return ConditionalInputResultType.NoInput  
      End If  
  
    End If  
  End If  
End If
```

## Schedule LP 12a ActualRTP Local GF – Enter Definitions

	TXP_Actual Dec 2019	TXP_Actual Dec 2019	TXP_ActualRTP Dec 2019	TXP_ActualRTP Dec 2019	TXP_ActualRTP Dec 2019	TXP_ActualRTP Dec 2019
	Local Filer Entity	Tax Rates Used	Local Filer Entity	Tax Rates Used	GF Definition Changed?	Brief Explanation
Jurisdiction: TXP_US_GA						
Entity:						
TXP_US_101 - US 101 Entity	TXP_US_101	Filer Rates	TXP_US_101	Filer Rates	-	
TXP_US_102 - US 102 Entity	TXP_US_107		TXP_US_107		-	
TXP_US_103 - US 103 Entity					-	
TXP_US_104 - US 104 Entity	TXP_US_104	Filer Rates	TXP_US_104	Filer Rates	-	
TXP_US_105 - US 105 Entity	TXP_US_105	Individual Rates	TXP_US_105	Individual Rates	-	
TXP_US_106 - US 106 Entity					-	
TXP_US_107 - US 107 Entity	TXP_US_107	Individual Rates	TXP_US_107	Individual Rates	-	
TXP_US_108 - US 108 Entity	TXP_US_105		TXP_US_105		-	
TXP_US_109 - US 109 Entity					-	
TXP_US_110 - US 110 Entity					-	
TXP_US_111 - US 111 Entity					-	
TXP_US_112 - US 112 Entity					-	
TXP_US_113 - US 113 Entity					-	
TXP_US_114 - US 114 Entity					-	
TXP_US_115 - US 115 Entity					-	
TXP_US_116 - US 116 Entity	TXP_US_105		TXP_US_105		-	
TXP_US_117 - US 117 Entity					-	
TXP_US_118 - US 118 Entity	TXP_US_107		TXP_US_107		-	
TXP_US_119 - US 119 Entity					-	
TXP_US_120 - US 120 Entity					-	

This schedule is only used on “xxx\_LocalGroupFiler” workflows and must be completed before you can enter tax rates for Local JD’s in schedule 01.

The first column in this CV is hidden and uses a dynamic UD8 member (TXP\_LocalFiler) which populates a “1” on any rows that contain Annotations (cell text). This is required for the suppression to work because suppression only works on data and not on cell text.

The first two columns for TXP\_Actual are there for informational purposes and are read-only.

### Dashboard Name

- SchLP12a\_Local Group Filings (TXP)

### UD1 Jurisdiction (JD)

No jurisdictions are showing up in the drop-down box:

- Parameter used: **UD1\_JD\_WFText3\_P1\_TXP**
  - defined as: U1#XFBR(TXP\_ParamHelper, GetWFText3, Position=1)
- WF Text 3 – needs to have the country level Local jurisdiction . Base (i.e. U1#TXP\_US\_Local.Base)



### RTP Year

No RTP Years showing up in the drop-down box:

- Parameter used: **!RTPYears\_TXP!|M12**
  - Defined as: XFBR(TXP\_ParamHelper,RTPYears)
  - Available years are: >= Seed Year and < Workflow Year

### Entity

No entities are showing up in the rows of the CV:

- E#XFBR(TXP\_ParamHelper, GetWFTText2, position=1, Sort=Yes)

### Local Filer Entity (Column 3)

No entities are showing up in the drop-down list:

- Account used in this column is “TXP\_LocalFiler”
- Only entities that have a Text 7 that contain “LocalFiler=Yes” with display in the list.

Text 7	NatBenefit=Yes,LocalFiler=Yes,NatFiler=Yes
--------	--

- The Cell Type is defined as a “Combo Box”

Column	TXP_LocalFiler
General	
Can Modify Data	True
Cell Type	Combo Box
List Parameter	WF_TaxEntities_WFText2_P1_TXP

### Tax Rates Used (Column 4)

Only when the Entity and the Filer Entity (UD7) are the same will you be able to select the type of rate used.

- The account used in this column is “TXP\_LocalFilerType”.
- You must make a selection in column 3 first and then save it before the fourth column is available for selection. Two options are available: **Filer Rates** or **Individual Rates**.
- The Cell type is defined as a “Combo Box”.

Column	TXP_LocalFilerType
General	
Can Modify Data	True
Cell Type	Combo Box
List Parameter	FilerType_TXP

- No Input rules are used to limit when you can make a selection in column 2.

```

'Create NoInput rules For the Local Filer CV - A#TXP_LocalFiler With V#Annotation
'see CV = Sch_LP02a_LocalGF_Definition_TXP
If api.Pov.Account.Name.XFEqualsIgnoreCase("TXP_LocalFilerType") Then
  If api.Pov.View.Name.XFEqualsIgnoreCase("Annotation") Then

    'Is the current UD1 member a base level member under the parent TXP_TotalJD?
    If api.Members.IsBase(api.pov.ud1Dim.DimPK, api.Members.GetMemberId(api.pov.ud1.DimTypeId,"TXP_TotalJD"), api.Pov.ud1.MemberId)
      'Get the Entity name
      Dim EntityName As String = api.pov.Entity.Name.ToString
      'Get the UD1 base member
      Dim UD1Base As String = api.Pov.UD1.Name.ToString
      'Get the V#Annotation that was selected from the combo box
      Dim EntityNameEx As String = api.data.GetDataCellEx("C#Local:V#Annotation:A#TXP_LocalFiler:F#None:O#BeforeAdj:I#None:U1#" & UD1Base & ":U2#None:U3#None:U4#TXP_Local" & _
        ":U5#None:U6#None:U7#None:U8#None").DataCellAnnotation

      If EntityName.ToString <> EntityNameEx.ToString Then
        'NoInput when the Entity name and the Filer entity selected in the combo box aren't the same
        Return ConditionalInputResultType.NoInput
      End If
    End If
  End If
End If

```

**Changed (Column 5)**

This column uses a BR to determine if there is a difference between columns 1 & 2 when compared to columns 3 & 4. It is only used for informational / analytical purposes.

- The Cell type is defined as a “Combo Box”.

Column	Difference						
<div style="border: 1px solid black; padding: 5px;"> <div style="background-color: #e6f2ff; padding: 2px;"> <span style="font-size: 12px;">[-] General</span> </div> <table border="1" style="width: 100%; border-collapse: collapse;"> <tr> <td style="width: 70%;">Can Modify Data</td> <td>False</td> </tr> <tr> <td>Cell Type</td> <td>Combo Box</td> </tr> <tr> <td>List Parameter</td> <td>CV_CompareAnnotation_TXP</td> </tr> </table> </div>		Can Modify Data	False	Cell Type	Combo Box	List Parameter	CV_CompareAnnotation_TXP
Can Modify Data	False						
Cell Type	Combo Box						
List Parameter	CV_CompareAnnotation_TXP						

- The parameter is defined as:

[-] General (Parameter)	
Name	CV_CompareAnnotation_TXP
Description	Used in the CV's - DM 01a, DM 02a, DM 11a, DM 12a - See the Difference columns
User Prompt	
Maintenance Unit	XFW Tax Provision (TXP)
Sort Order	126
[-] Data Source	
Parameter Type	Delimited List
Default Value	
Display Items (comma delimited)	- ,Changed
Value Items (comma delimited)	0,1

- This column uses a dynamic calc U8 member: “TXP\_LocalFiler\_Changed\_ActualRTP”.

## Schedule 01 Tax Rates – Filer WF’s

Schedule 01 - Tax Rates (WF Filer Only)									
	National / Local	PY Stat Rate	PY Apport Pct (Local Only)	PY Stat Rate (Local Only)	CY Stat Rate	CY Apport Pct (Local Only)	CY Stat Rate (Local Only)	Open Def. Rate	Open Def. Apport (Local Only)
TXP_GLTaxAdmin - Consolidated ETR Rate					21.000%				
TXP_US_101 (US 101 Entity) - FILER									
TXP_US_101	TXP_Local		20.000%	7.000%		15.000%	6.000%		18.00
TXP_US_102	TXP_Local		20.000%	7.000%		15.000%	6.000%		18.00
TXP_US_103	TXP_Local		20.000%	7.000%		15.000%	6.000%		18.00

### Dashboard Name

- Sch 01\_TaxRates WFFiler (TXP)

### Entity

No entity is showing up in the drop-down box:

- Parameter used: **WF\_TaxEntities\_WFText2\_P1\_TXP**
  - Defined as: {TXP\_HelperQueries}{GetEntityText7\_byWFTime}}
- WF Text 1 – needs to contain “**LocalGroupFiler=Yes**” or “**NatGroupFiler=Yes**”
- WF Text 2 – needs to have the country level entity . Base (i.e.: E#TXP\_US\_Total.Base)
- Base level entities Text 7 must contain “**LocalFiler=Yes**” and/or “**NatFiler=Yes**”

### UD1 Jurisdiction (JD)

No Jurisdictions are showing up in the drop-down box:

- Parameter used: **UD1\_JD\_Master\_TXP**
  - Defined as: XFBR(TXP\_ParamHelper, DetermineUD1, ScenarioName=|WFScenario|, EntityName=|!WF\_TaxEntities\_WFText2\_P1\_TXP!|, UD4Name=TXP\_Local, IncludeNatUD1=|!IncludeNatUD1!|)
- WF Text 3 – position 1 (i.e.: U1#TXP\_US\_Local.Base)
- Schedule **LP 01a Actual Nat GF – Enter Definitions**
  - This needs to be filled out for the National Jurisdiction for the country.
- Schedule **LP 02a Actual Local GF – Enter Definitions**
  - This needs to be filled out for the Local Jurisdictions for the country.

### UD7 Group Filer Entity

No group filer entities are showing up in the cube view:

- XFBR(TXP\_ParamHelper, UD7Detail, ScenarioName=|WFScenario|, EntityName=|!WF\_TaxEntities\_WFText2\_P1\_TXP!|, UD1Name=|!UD1\_JD\_Master\_TXP!|, UD4Name=|!UD4\_National\_Local\_TXP!|, Filer=All)
- Need to have a country entity hierarchy in UD7.

- WF text 3 – position 3 – needs to have the country level entity. Base (for example: U7#TXP\_US\_Total.Base)

## Schedule 01 Tax Rates – WF Entity

	National / Local	PY Stat Rate (Local Only)	PY Apport Pct (Local Only)	PY Stat Rate (Local Only)	CY Stat Rate (Local Only)	CY Apport Pct (Local Only)	CY Stat Rate (Local Only)	Open Def. Rate (Local Only)	Open Def. Apport Pct (Local Only)	Open Def. Rate (Local Only)	Close Def. Rate (Local Only)
<b>Consolidated ETR Rate</b>					21.000%						
<b>Jurisdiction</b>											
TXP_US	TXP_National	19.000%			20.000%			21.000%			23.000%

### Dashboard Name

- Sch 01\_TaxRates (TXP)

### Entity

No entity is showing up in the drop-down box.

- Parameter used: **WF\_TaxEntities\_WFText2\_P1\_TXP**
  - Defined as: {TXP\_HelperQueries}{GetEntityText7\_byWFTime}}
- WF Text 3 – needs to have the WF entities (i.e., E#Root.WFProfileEntities)

### UD1 Jurisdiction (JD)

No jurisdictions are showing up in the cube view:

- Parameter used: **UD1\_JD\_WFText3\_P1\_LV\_TXP**
  - defined as: XFBR(TXP\_ParamHelper, GetWFText3, Position=1)
- WF Text 3 – needs to have the country National jurisdiction (i.e.: U1#TXP\_UK)
  - **Note:** Only one National JD is available per country.

## Schedule 02 Set the Return Year

	TXP_Actual National / Local	TXP_Actual CY Stat Rate (National)	TXP_Actual Set the Return Year (National)	TXP_Actual Apply RTP to Month (National)	TXP_Actual CY Stat Rate (Local Only)	TXP_Actual CY Apport Pct (Local Only)	TXP_Actual Set the Return Year (Local Only)	TXP_Actual Apply RTP to Month (Local Only)
TXP_US - United States	TXP_National	21.00%	2019	4				
TXP_US_GA - Georgia	TXP_Local						2019	1
TXP_US_IL - Illinois	TXP_Local						2019	1

### Dashboard Name

- Sch02\_SetRTP (TXP)

### Entity

No entity is showing up in the drop-down box.

- Parameter used: **WF\_TaxEntities\_WFText2\_P1\_TXP**
  - Defined as: {TXP\_HelperQueries}{GetEntityText7\_byWFTime}}
- WF Text 1 – needs to contain “**LocalGroupFiler=Yes**” or “**NatGroupFiler=Yes**”
- WF Text 2 – needs to have the country level entity . Base (i.e., E#TXP\_US\_Total.Base)
- Base level entities Text 7 must contain “**LocalFiler=Yes**” and/or “**NatFiler=Yes**”

### UD1 Jurisdiction (JD)

No Jurisdictions are showing up in the drop-down box:

- Parameter used: **UD1\_JD\_Master\_LV\_TXP**
  - Defined as: XFBR(TXP\_ParamHelper, DetermineUD1, ScenarioName=|WFScenario|, EntityName=|!WF\_TaxEntities\_WFText2\_P1\_TXP!|)
- WF Text 3 – position 1 (i.e., U1#TXP\_US\_Local.Base)

## Schedule 02 RTP

Entity: TXP\_US\_107 | Sticky POV: TXP\_US\_GA - Georgia | Group Filer (GF): TXP\_US\_Total | Source: Source | Jurisdiction Type: TXP\_Local | Currency: Local | Show Curr. Code: No | Data Decimal Places: 2 Decimals | Percent Decimal Places: 3 Decimals | Refresh Data

See the attached linked CV's for monthly detail (input). This schedule is Read-Only.

Schedule 02 - Return to Provision					
	2019M12 Activity	2019M12 Return	RTP Variance	Return at CY Rate	Brief Explanation
	Provision	Return	(Return - Prov)	Local	
	TXP_Actual	TXP_ActualRTP	TXP_ActualRTP	TXP_ActualRTP	TXP_ActualRTP
RTP Year (Set in Prior Form)		2019			
Apply RTP to Month 1 in WF Year (Set in Prior Form)	None	1			
TXP_ReturnRate - Apport Return Tax Rate	TXP_Apport				
TXP_ReturnRate - Return Tax Rate	TXP_Rate				
TXP_CVRate - Apport CY Tax rate	TXP_Apport				
TXP_Rate - CY Tax Rate	TXP_Rate				
Linked CV					
CALC STATUS	TXP_Gross_Input	OK,MC	OK,MC	OK,MC	
TXP_PreTaxIncome - Pretax Income	TXP_Gross_Input	64,000.00	64,000.00	64,000.00	
TXP_PTIBA001 - Book Adjustments	TXP_Gross_Input	(21,200.00)	(21,200.00)	(21,200.00)	
<b>Total Pretax Income Book Adjustments</b>	<b>TXP_Gross_Input</b>	<b>(21,200.00)</b>	<b>(21,200.00)</b>	<b>(21,200.00)</b>	
<b>Total Adjusted Pretax Income</b>	<b>TXP_Gross_Input</b>	<b>42,800.00</b>	<b>42,800.00</b>	<b>42,800.00</b>	
TXP_PD0005 - Municipal Bond Interest Income - PD	TXP_Gross_Input	6,600.00	6,600.00	6,600.00	
TXP_PD0010 - Interest Cost to Carry Municipal Bonds - PD	TXP_Gross_Input	(80.00)	(80.00)	(80.00)	
TXP_PD0015 - Subpart F Income - PD	TXP_Gross_Input	(400.00)	(400.00)	(400.00)	
TXP_PD0020 - Section 78 Gross Up - PD	TXP_Gross_Input				
TXP_PD0025 - Dividends Received Deduction 80% - PD	TXP_Gross_Input	240.00	240.00	240.00	

### Dashboard Name

- Sch02\_RTP (TXP)

### Entity

No entity is showing up in the drop-down box.

- Parameter used: **WF\_TaxEntities\_WFText2\_P1\_TXP**
  - Defined as: {TXP\_HelperQueries}{GetEntityText7\_byWFTime}}
- WF Text 1 – needs to contain “LocalGroupFiler=Yes” or “NatGroupFiler=Yes”
- WF Text 2 – needs to have the country level entity .Base (i.e. E#TXP\_US\_Total.Base)
- Base level entities Text 7 must contain “LocalFiler=Yes” and/or “NatFiler=Yes”

### UD1 Jurisdiction (JD)

No Jurisdictions are showing up in the drop-down box:

- Parameter used: **UD1\_JD\_Master\_LV\_TXP**
  - Defined as: XFBR(TXP\_ParamHelper, DetermineUD1, ScenarioName=|WFScenario|, EntityName=|!WF\_TaxEntities\_WFText2\_P1\_TXP!|)
- WF Text 3 – position 1 (i.e., U1#TXP\_US\_Local.Base)

**Important!** The remaining schedules (03-09) follow the same sort of parameters and process to diagnose. If Schedules 01 & 02 are rendering properly, then the remaining schedules should also render correctly.

# Schedule DM 01a Actual Nat GF – Copy Definitions

The screenshot displays two data tables from a software interface. The top table, titled "Schedule DM 01a - National Group Filing - Copy Definitions", compares data for two time periods: Sep 2020 and Dec 2020. It lists various entities and jurisdictions, with columns for "National Filer Entity", "Tax Rates Used", and "Brief Explanation". The bottom table, titled "Schedule DM 01a - National Group Filing - To Calculate the National Filer for the Nat Benefit BR to Execute", shows a list of entities and their corresponding values for "TXP\_NatFilerCalc" in Dec 2020.

Schedule DM 01a - National Group Filing - Copy Definitions							
Entity	Jurisdiction	National Filer Entity		Tax Rates Used			
		TXP_Actual Sep 2020	TXP_Actual Sep 2020	TXP_Actual Sep 2020	TXP_Actual Dec 2020	TXP_Actual Dec 2020	TXP_Actual Difference
TXP_AE_101 - AE 101 Entity	TXP_AE	TXP_AE_101	Filer		TXP_AE_101	Filer	-
TXP_AE_102 - AE 102 Entity	TXP_AE	TXP_AE_101			TXP_AE_101		-
TXP_AE_103 - AE 103 Entity	TXP_AE	TXP_AE_104			TXP_AE_104		-
TXP_AE_104 - AE 104 Entity	TXP_AE	TXP_AE_104	Filer		TXP_AE_104	Filer	-
TXP_AE_105 - AE 105 Entity	TXP_AE	TXP_AE_104			TXP_AE_104		-
TXP_AE_106 - AE 106 Entity	TXP_AE	TXP_AE_101			TXP_AE_101		-
TXP_CA_101 - CA 101 Entity	TXP_CA	TXP_CA_101	Filer		TXP_CA_101	Filer	-
TXP_CA_102 - CA 102 Entity	TXP_CA	TXP_CA_101			TXP_CA_101		-
TXP_CA_103 - CA 103 Entity	TXP_CA	TXP_CA_103	Filer		TXP_CA_103	Filer	-
TXP_CA_107 - CA 107 Entity	TXP_CA	TXP_CA_103			TXP_CA_103		-
TXP_CA_108 - CA 108 Entity	TXP_CA	TXP_CA_101			TXP_CA_101		-
TXP_CA_110 - CA 110 Entity	TXP_CA	TXP_CA_103			TXP_CA_103		-
TXP_CA_114 - CA 114 Entity	TXP_CA	TXP_CA_115			TXP_CA_115		-
TXP_CA_115 - CA 115 Entity	TXP_CA	TXP_CA_115	Filer		TXP_CA_115	Filer	-
TXP_LU_101 - LU 101 Entity	TXP_LU	TXP_LU_102			TXP_LU_102		-

Schedule DM 01a - National Group Filing - To Calculate the National Filer for the Nat Benefit BR to Execute	
Entity	TXP_NatFilerCalc Tax Actuals Dec 2020
TXP_AE_101 - AE 101 Entity	1.00
TXP_AE_104 - AE 104 Entity	1.00
TXP_CA_101 - CA 101 Entity	1.00
TXP_CA_103 - CA 103 Entity	1.00
TXP_CA_115 - CA 115 Entity	1.00
TXP_LU_102 - LU 102 Entity	1.00
TXP_LU_103 - LU 103 Entity	1.00
TXP_LU_105 - LU 105 Entity	1.00

This dashboard is only used on the XFW\_TXP\_GLTaxAdmin workflow. It is only used to do a complete copy of National group filing definitions from one time period to another. No input is permitted in the schedule.

### Dashboard Name

- SchDM01a\_Actual Nat Group Filings (TXP)

### Entity

No entities are showing up in the rows of the CV:

- E#XFBR(TXP\_ParamHelper, GetWFTText2, position=1, Sort=Yes)

### UD1 Jurisdiction (JD)

No Jurisdictions are showing up in the rows of the CV:

- U1#|!UD1\_JD\_WFTText3\_P1\_LV\_TXP!|.Where(Text1 Contains TXP\_National)
  - defined as: XFBR(TXP\_ParamHelper, GetWFTText3, Position=1)

## UD7 Group Filer Entity

No UD7 are showing up in the rows of the 2<sup>nd</sup> CV:

- U7#XFBR(TXP\_ParamHelper, GetWFTText3, position=3)

## Difference column

This column is defined with the following syntax:

- GetDataCell(BR#[BRName=TXP\_CV\_CompareAnnotation, FunctionName=Compare, SourceScenario=TXP\_Actual, DestScenario=TXP\_Actual, GF=Nat, SourceTime=|!SourceTimePeriod\_TXP!|, DestTime=|!DestinationTimePeriod\_TXP!|]):Name("Difference")

## TXP\_NatFileCalc column

No "1.00" are showing up after the "Copy" icon has been launched:

- In order for the following rule to execute (TXP\_NatFilerCalc), the following metadata setup is required:
  - Scenarios must be either "TXP\_Actual" or "TXP\_ActualRTP"
  - UD1 Text 2 on the National JD must contain "NatGF=Yes"
  - The top CV must have some definitions defined

## Row Suppress on the Top CV

In order to have suppress working in this CV, we have a hidden column that is defined with a dynamic UD8 member (TXP\_NatFiler) that populates a "1" when there are cell text / annotations. Suppression does not work on annotations. Therefore, we need this hidden column to dynamically populate a "1" so that row suppression will work.

This UD8 member BR is defined as follows:

```

[TXP_NatFiler]
1  [Formula Header]
24  This UD member is for reporting purposes. It will only work with Account TXP_LocalFiler.
25  It returns a "1" if the VAnnotation has any cell text.
26  This will help with the Suppress if NoData - Cell Text is not data, out of the box functionality does not work.
27
28  If api.Pov.Account.Name = "TXP_NatFiler" Then
29    If api.Members.IsBase(api.pov.UDIDim.DimPK, api.Members.GetMemberId(api.pov.ud1.DimTypeId,"TXP_Total3D"), api.Pov.ud1.MemberId)
30      'Get the UD1 base member
31      Dim UD1Base As String = api.Pov.UD1.Name.ToString
32      'Get the VAnnotation that was selected from the combo box
33      Dim EntityNameEx As DataCellEx = api.data.GetDataCellEx("C:\Local\VAnnotation:ATXP_NatFiler:F#None:0#BeforeAdj:I#None:U1#" & UD1Base & ":U2#None:U3#None:U4#TXP_National:U5#None:U6#None:U7#None:U8#None")
34
35      If EntityNameEx.DataCellAnnotation.ToString <> "" Then
36        Return api.Data.GetDataCell("C:\Local\VAYTD:ATXP_NatFiler:F#None:0#BeforeAdj:I#None:U1#" & UD1Base & ":U2#None:U3#None:U4#TXP_National:U5#None:U6#None:U7#None:U8#None + 1").CellAmount
37      Else
38        Return api.Data.GetDataCell("C:\Local\VAYTD:ATXP_NatFiler:F#None:0#Forms:I#None:U1#" & UD1Base & ":U2#None:U3#None:U4#TXP_National:U5#None:U6#None:U7#None:U8#None").CellAmount
39      End If
40    End If
41  End If
42
43  Return Nothing
44
  
```



## Schedule DM 01b Actual Nat GF – Summary of the Definitions

Entity		National Filer Entity	Tax Rates Used	National Filer Entity	Tax Rates Used	Filer / Rates	National Filer Entity	Tax Rates Used	Filer / Rates	National Filer Entity
		TXP_Actual	TXP_Actual	TXP_Actual	TXP_Actual	TXP_Actual	TXP_Actual	TXP_Actual	TXP_Actual	TXP_Actual
		Dec 2019	Dec 2019	Jan 2020	Jan 2020	Mth / Mth	Feb 2020	Feb 2020	Mth / Mth	Mar 2020
TXP_CA_114 - CA 114 Entity	TXP_CA	TXP_CA_115		TXP_CA_115		-	TXP_CA_115		-	TXP_CA_115
TXP_CA_102 - CA 102 Entity	TXP_CA	TXP_CA_101		TXP_CA_101		-	TXP_CA_101		-	TXP_CA_101
TXP_CA_103 - CA 103 Entity	TXP_CA	TXP_CA_103	Filer	TXP_CA_103	Filer	-	TXP_CA_103	Filer	-	TXP_CA_103
TXP_CA_101 - CA 101 Entity	TXP_CA	TXP_CA_101	Filer	TXP_CA_101	Filer	-	TXP_CA_101	Filer	-	TXP_CA_101
TXP_CA_107 - CA 107 Entity	TXP_CA	TXP_CA_103		TXP_CA_103		-	TXP_CA_103		-	TXP_CA_103
TXP_CA_108 - CA 108 Entity	TXP_CA	TXP_CA_101		TXP_CA_101		-	TXP_CA_101		-	TXP_CA_101
TXP_CA_110 - CA 110 Entity	TXP_CA	TXP_CA_103		TXP_CA_103		-	TXP_CA_103		-	TXP_CA_103
TXP_CA_115 - CA 115 Entity	TXP_CA	TXP_CA_115	Filer	TXP_CA_115	Filer	-	TXP_CA_115	Filer	-	TXP_CA_115

This dashboard is only used on the XFW\_TXP\_GLTaxAdmin workflow. It is only used to show the National group filing definitions for all periods in the workflow year. It has several compare columns to show any differences from the prior period. No input is permitted in the schedule. It shows all entities for the National JD with suppressed rows with no data turned on.

### Dashboard Name

- SchDM01b\_Actual Nat Group Filings (TXP)

### Entity

Entities are based on the following parameter:

- `!Tax_Entities_AllParents_TopEntity_TXP!`
- Defined as: `XFBR(TXP_ParamHelper, Entities_Sorted_AllParents, Sort_Entities_TF=!Tax_Entities_Sorted_TF_TXP!)`

The “Alpha Sort” check box is based on the following parameter:

- `!Tax_Entities_Sorted_TF_TXP!`

### Difference column

This column is defined with the following syntax:

- `GetDataCell(BR#[BRName=TXP_CV_CompareAnnotation, FunctionName=Compare, SourceScenario=TXP_Actual, DestScenario=TXP_Actual, GF=Nat, SourceTime=!WFYearPrior1_M12_LV_TXP!, DestTime=|WFYear|M1]):Name(“Mth / Mth”)`

## Schedule DM 02a Actual Local GF – Copy Definitions

Entity	Local Filer Entity			Tax Rates Used			Brief Explanation	Local Filer Entity			Tax Rates Used			TXP_Actual Difference
	TXP_Actual Jun 2020	TXP_Actual Jun 2020	TXP_Actual Jun 2020	TXP_Actual Jun 2020	TXP_Actual Jun 2020	TXP_Actual Jun 2020		TXP_Actual Dec 2020	TXP_Actual Dec 2020	TXP_Actual Dec 2020	TXP_Actual Dec 2020	TXP_Actual Dec 2020	TXP_Actual Dec 2020	
TXP_CA_101 - CA 101 Entity @ TXP_CA_AB - Alberta	TXP_CA_101	Filer		TXP_CA_101	Filer			TXP_CA_101	Filer				-	
TXP_CA_102 - CA 102 Entity @ TXP_CA_AB - Alberta	TXP_CA_102	Filer		TXP_CA_102	Filer			TXP_CA_102	Filer				-	
TXP_CA_103 - CA 103 Entity @ TXP_CA_AB - Alberta	TXP_CA_102			TXP_CA_102				TXP_CA_102					-	
TXP_CA_107 - CA 107 Entity @ TXP_CA_AB - Alberta	TXP_CA_101			TXP_CA_101				TXP_CA_101					-	
TXP_CA_114 - CA 114 Entity @ TXP_CA_AB - Alberta	TXP_CA_115			TXP_CA_115				TXP_CA_115					-	
TXP_CA_115 - CA 115 Entity @ TXP_CA_AB - Alberta	TXP_CA_115	Individual		TXP_CA_115	Individual			TXP_CA_115	Individual				-	
TXP_US_101 - US 101 Entity @ TXP_US_AL - Alabama	TXP_US_101	Filer		TXP_US_101	Filer			TXP_US_101	Filer				-	
TXP_US_102 - US 102 Entity @ TXP_US_AL - Alabama	TXP_US_101			TXP_US_101				TXP_US_101					-	
TXP_US_103 - US 103 Entity @ TXP_US_AL - Alabama	TXP_US_101			TXP_US_101				TXP_US_101					-	
TXP_US_104 - US 104 Entity @ TXP_US_AL - Alabama	TXP_US_104	Filer		TXP_US_104	Filer			TXP_US_104	Filer				-	
TXP_US_105 - US 105 Entity @ TXP_US_AL - Alabama	TXP_US_104			TXP_US_104				TXP_US_104					-	
TXP_US_107 - US 107 Entity @ TXP_US_GA - Georgia	TXP_US_107	Individual		TXP_US_107	Individual			TXP_US_107	Individual				-	
TXP_US_108 - US 108 Entity @ TXP_US_AL - Alabama	TXP_US_104			TXP_US_104				TXP_US_104					-	
TXP_US_116 - US 116 Entity @ TXP_US_AL - Alabama	TXP_US_117			TXP_US_117				TXP_US_117					-	
TXP_US_117 - US 117 Entity @ TXP_US_AL - Alabama	TXP_US_117	Filer		TXP_US_117	Filer			TXP_US_117	Filer				-	
TXP_US_118 - US 118 Entity @ TXP_US_CA - California	TXP_US_104			TXP_US_104				TXP_US_104					-	
TXP_US_120 - US 120 Entity @ TXP_US_AL - Alabama	TXP_US_117			TXP_US_117				TXP_US_117					-	

This dashboard is only used on the XFW\_TXP\_GLTaxAdmin workflow. It is only used to do a complete copy of Local group filing definitions from one time period to another. No input is permitted in the schedule.

### Dashboard Name

- SchDM02a\_Actual Local Group Filings (TXP)

### Entity

No entities are showing up in the rows of the CV:

- E#XFBR(TXP\_ParamHelper, GetWFText2, position=1, Sort=Yes)

### UD1 Jurisdiction (JD)

No Jurisdictions are showing up in the rows of the CV:

- U1#|!UD1\_JD\_WFText3\_P1\_LV\_TXP!|
- defined as: XFBR(TXP\_ParamHelper, GetWFText3, Position=1)

### Difference column

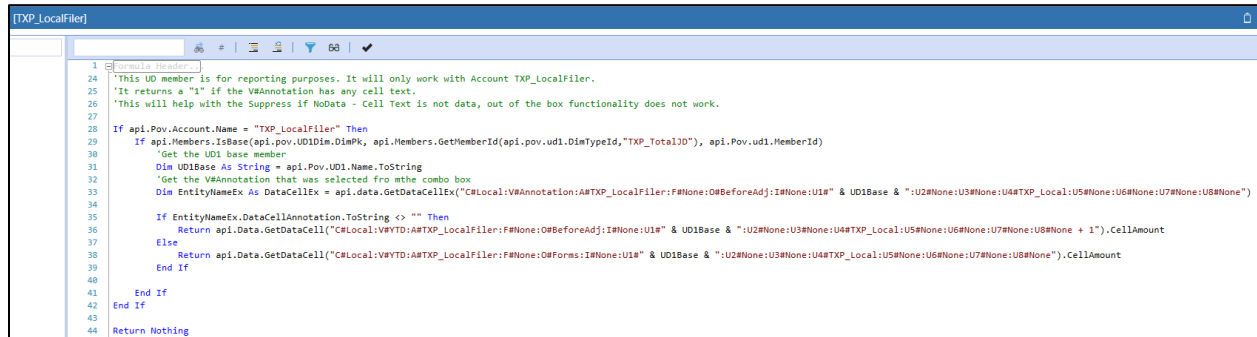
This column is defined with the following syntax:

- GetDataCell(BR#[BRName=TXP\_CV\_CompareAnnotation, FunctionName=Compare, SourceScenario=TXP\_Actual, DestScenario=TXP\_Actual, GF=Local, SourceTime=|!SourceTimePeriod\_TXP!|, DestTime=|!DestinationTimePeriod\_TXP!|]):Name(“Difference”)

### Row Suppress on the Top CV

In order to have suppress working in this CV, we have a hidden column that is defined with a dynamic UD8 member (TXP\_LocalFiler) that populates a “1” when there are cell text / annotations. Suppression does not work on annotations. Therefore, we need this hidden column to dynamically populate a “1” so that row suppression will work.

This UD8 member BR is defined as follows:



```
1 [Formula Header]
24 'This UD member is for reporting purposes. It will only work with Account TXP_LocalFiler.
25 'It returns a "1" if the VAnnotation has any cell text.
26 'This will help with the Suppress if NoData - Cell Text is not data, out of the box functionality does not work.
27
28 If api.Pov.Account.Name = "TXP_LocalFiler" Then
29   If api.Members.IsBase(api.pov.UD1Dim.DimPK, api.Members.GetMemberId(api.pov.ud1.DimTypeId, "TXP_TotalJTD"), api.Pov.ud1.MemberId)
30     'Get the UD1 base member
31     Dim UD1Base As String = api.Pov.UD1.Name.ToString
32     'Get the VAnnotation that was selected from the combo box
33     Dim EntityNameEx As DataCellEx = api.data.GetDataCellEx("C#Local:VAnnotation:AR#TXP_LocalFiler:F#None:O#BeforeAdj:I#None:U1#" & UD1Base & ":U2#None:U3#None:U4#TXP_Local:U5#None:U6#None:U7#None:U8#None")
34
35     If EntityNameEx.DataCellAnnotation.ToString <> "" Then
36       Return api.Data.GetDataCell("C#Local:V#YTD:AR#TXP_LocalFiler:F#None:O#BeforeAdj:I#None:U1#" & UD1Base & ":U2#None:U3#None:U4#TXP_Local:U5#None:U6#None:U7#None:U8#None + 1").CellAmount
37     Else
38       Return api.Data.GetDataCell("C#Local:V#YTD:AR#TXP_LocalFiler:F#None:O#Forms:I#None:U1#" & UD1Base & ":U2#None:U3#None:U4#TXP_Local:U5#None:U6#None:U7#None:U8#None").CellAmount
39     End If
40   End If
41 End If
42
43 Return Nothing
44
```

## Schedule DM 02b Actual Local GF – Summary of the Definitions

Entity	Local Filer Entity		Tax Rates Used		Filer / Rates		Local Filer Entity		Tax Rates Used		Filer / Rates		Local Filer Entity		Tax Rates Used		Filer / Rates	
	TXP_Actual	TXP_Actual	TXP_Actual	TXP_Actual	TXP_Actual	TXP_Actual	TXP_Actual	TXP_Actual	TXP_Actual	TXP_Actual	TXP_Actual	TXP_Actual	TXP_Actual	TXP_Actual	TXP_Actual	TXP_Actual	TXP_Actual	TXP_Actual
	Dec 2019	Dec 2019	Jan 2020	Jan 2020	Mth / Mth	Mth / Mth	Feb 2020	Feb 2020	Feb 2020	Feb 2020	Mth / Mth	Mth / Mth	Mar 2020	Mar 2020	Mar 2020	Mar 2020	Mar 2020	Mar 2020
TXP_US_105 - US 105 Entity @ TXP_US_AL - Alabama	TXP_US_104		TXP_US_104		-		TXP_US_104		-				TXP_US_104		-			
TXP_US_102 - US 102 Entity @ TXP_US_AL - Alabama	TXP_US_101		TXP_US_101		-		TXP_US_101		-				TXP_US_101		-			
TXP_US_103 - US 103 Entity @ TXP_US_AL - Alabama	TXP_US_101		TXP_US_101		-		TXP_US_101		-				TXP_US_101		-			
TXP_US_101 - US 101 Entity @ TXP_US_AL - Alabama	TXP_US_101	Filer	TXP_US_101	Filer	-		TXP_US_101	Filer	-				TXP_US_101	Filer	-			
TXP_US_CA - California	TXP_US_101	Filer	TXP_US_101	Filer	-		TXP_US_101	Filer	-				TXP_US_101	Filer	-			
TXP_US_GA - Georgia	TXP_US_101	Filer	TXP_US_101	Filer	-		TXP_US_101	Filer	-				TXP_US_101	Filer	-			
TXP_US_IL - Illinois	TXP_US_101	Individual	TXP_US_101	Individual	-		TXP_US_101	Individual	-				TXP_US_101	Individual	-			
TXP_US_107 - US 107 Entity @ TXP_US_GA - Georgia	TXP_US_107	Individual	TXP_US_107	Individual	-		TXP_US_107	Individual	-				TXP_US_107	Individual	-			
TXP_US_108 - US 108 Entity @ TXP_US_AL - Alabama	TXP_US_104		TXP_US_104		-		TXP_US_104		-				TXP_US_104		-			
TXP_US_104 - US 104 Entity @ TXP_US_AL - Alabama	TXP_US_104	Filer	TXP_US_104	Filer	-		TXP_US_104	Filer	-				TXP_US_104	Filer	-			
TXP_US_116 - US 116 Entity @ TXP_US_AL - Alabama	TXP_US_117		TXP_US_117		-		TXP_US_117		-				TXP_US_117		-			
TXP_US_117 - US 117 Entity @ TXP_US_AL - Alabama	TXP_US_117	Filer	TXP_US_117	Filer	-		TXP_US_117	Filer	-				TXP_US_117	Filer	-			
TXP_US_118 - US 118 Entity @ TXP_US_CA - California	TXP_US_104		TXP_US_104		-		TXP_US_104		-				TXP_US_104		-			
TXP_US_120 - US 120 Entity @ TXP_US_AL - Alabama	TXP_US_117		TXP_US_117		-		TXP_US_117		-				TXP_US_117		-			

This dashboard is only used on the XFW\_TXP\_GLTaxAdmin workflow. It is only used to show the Local group filing definitions for all periods in the workflow year. It has several compare columns to show any differences from the prior period. No input is permitted in the schedule. It shows all entities for all Local JD's with suppressed rows with no data turned on.

### Dashboard Name

- SchDM02b\_Actual Local Group Filings (TXP)

### Entity

Entities are based on the following parameter:

- `!Tax_Entities_AllParents_TopEntity_TXP!`
- Defined as: `XFBR(TXP_ParamHelper, Entities_Sorted_AllParents, Sort_Entities_TF=!Tax_Entities_Sorted_TF_TXP!)`

The "Alpha Sort" check box is based on the following parameter:

- `!Tax_Entities_Sorted_TF_TXP!`

### Difference column

This column is defined with the following syntax:

```
GetDataCell(BR#[BRName=TXP_CV_CompareAnnotation, FunctionName=Compare, SourceScenario=TXP_Actual, DestScenario=TXP_Actual, GF=Local, SourceTime=!WFYearPrior1_M12_LV_TXP!, DestTime=|WFYear|M1|):Name("Mth / Mth")
```

## Schedule DM 11a ActualRTP Nat GF – Copy Definitions

Entity	Jurisdiction	National Filer Entity		Tax Rates Used		Brief Explanation	National Filer Entity		Tax Rates Used		Difference Dec 2019
		TXP_Actual	TXP_ActualRTP	TXP_Actual	TXP_ActualRTP		TXP_ActualRTP	TXP_ActualRTP			
TXP_AE_101 - AE 101 Entity	TXP_AE	TXP_AE_101	Filer			TXP_AE_101	Filer			-	
TXP_AE_102 - AE 102 Entity	TXP_AE	TXP_AE_101				TXP_AE_101				-	
TXP_AE_103 - AE 103 Entity	TXP_AE	TXP_AE_104				TXP_AE_104				-	
TXP_AE_104 - AE 104 Entity	TXP_AE	TXP_AE_104	Filer			TXP_AE_104	Filer			-	
TXP_AE_105 - AE 105 Entity	TXP_AE	TXP_AE_104				TXP_AE_104				-	
TXP_AE_106 - AE 106 Entity	TXP_AE	TXP_AE_101				TXP_AE_101				-	
TXP_CA_101 - CA 101 Entity	TXP_CA	TXP_CA_101	Filer			TXP_CA_101	Filer			-	
TXP_CA_102 - CA 102 Entity	TXP_CA	TXP_CA_101				TXP_CA_101				-	
TXP_CA_103 - CA 103 Entity	TXP_CA	TXP_CA_103	Filer			TXP_CA_103	Filer			-	
TXP_CA_107 - CA 107 Entity	TXP_CA	TXP_CA_103				TXP_CA_103				-	
TXP_CA_108 - CA 108 Entity	TXP_CA	TXP_CA_101				TXP_CA_101				-	
TXP_CA_110 - CA 110 Entity	TXP_CA	TXP_CA_103				TXP_CA_103				-	
TXP_CA_114 - CA 114 Entity	TXP_CA	TXP_CA_115				TXP_CA_115				-	
TXP_CA_115 - CA 115 Entity	TXP_CA	TXP_CA_115	Filer			TXP_CA_115	Filer			-	
TXP_LU_101 - LU 101 Entity	TXP_LU	TXP_LU_102				TXP_LU_102				-	
TXP_LU_102 - LU 102 Entity	TXP_LU	TXP_LU_102	Filer			TXP_LU_102	Filer			-	
TXP_LU_103 - LU 103 Entity	TXP_LU	TXP_LU_103	Filer			TXP_LU_103	Filer			-	
TXP_LU_104 - LU 104 Entity	TXP_LU	TXP_LU_103				TXP_LU_103				-	
TXP_LU_105 - LU 105 Entity	TXP_LU	TXP_LU_105	Filer			TXP_LU_105	Filer			-	
TXP_LU_106 - LU 106 Entity	TXP_LU	TXP_LU_105				TXP_LU_105				-	

This dashboard is only used on the XFW\_TXP\_GLTaxAdmin workflow. It is only used to do a complete copy of National group filing definitions for the RTP year from the TXP\_Actual scenario to the TXP\_ActualRTP scenario for period M12 (Dec). No input is permitted in the schedule.

### Dashboard Name

- SchDM11a\_ActualRTP Nat Group Filings (TXP)

### Entity

No entities are showing up in the rows of the CV:

- E#XFBR(TXP\_ParamHelper, GetWFTText2, position=1, Sort=Yes)

### UD1 Jurisdiction (JD)

No Jurisdictions are showing up in the rows of the CV:

- U1#|!UD1\_JD\_WFTText3\_P1\_LV\_TXP!|
- defined as: XFBR(TXP\_ParamHelper, GetWFTText3, Position=1)

### Difference column

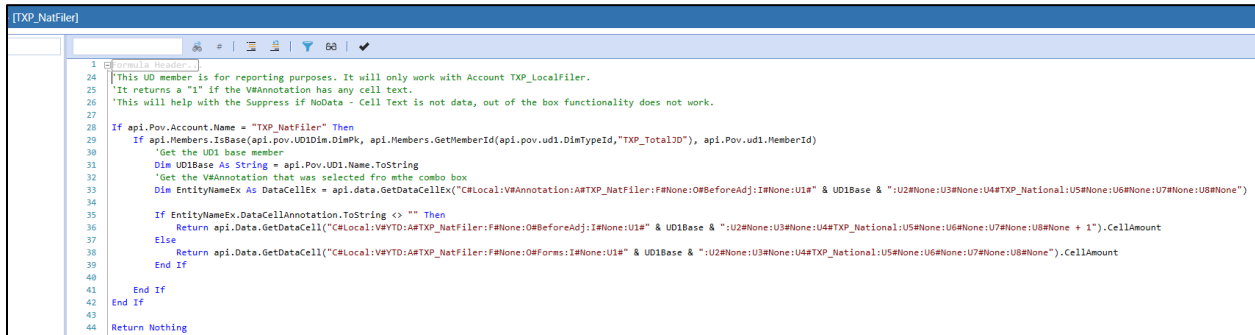
This column is defined with the following syntax:

- GetDataCell(BR#[BRName=TXP\_CV\_CompareAnnotation, FunctionName=Compare, SourceScenario=TXP\_Actual, DestScenario=TXP\_ActualRTP, GF=Nat, RTPYear=|!RTPYears\_TXP!|]):Name("Difference")

### Row Suppress on the Top CV

In order to have suppress working in this CV, we have a hidden column that is defined with a dynamic UD8 member (TXP\_NatFiler) that populates a "1" when there are cell text / annotations. Suppression does not work on annotations. Therefore, we need this hidden column to dynamically populates a "1" so that row suppression will work.

This UD8 member BR is defined as follows:



```
1 [TXP_NatFiler]
2
3 Formula Header:
4
5 This UD member is for reporting purposes. It will only work with Account TXP_LocalFiler.
6 It returns a "1" if the VAnnotation has any cell text.
7 This will help with the Suppress if NoData - Cell Text is not data, out of the box functionality does not work.
8
9
10 If api.Pov.Account.Name = "TXP_NatFiler" Then
11   If api.Members.IsBase(api.pov.UD1Dim.DimPK, api.Members.GetMemberId(api.pov.ud1.DimTypeId, "TXP_Total3D"), api.Pov.ud1.MemberId)
12     *Get the UD1 base member
13     Dim UD1Base As String = api.Pov.UD1.Name.ToString
14     *Get the VAnnotation that was selected from the combo box
15     Dim EntityNameEx As DataCellEx = api.data.GetDataCellEx("C:\Local\VAnnotation:ARTXP_NatFiler:F#None:0#BeforeAdj:I#None:U1#" & UD1Base & ":U2#None:U3#None:U4#TXP_National:U5#None:U6#None:U7#None:U8#None")
16
17     If EntityNameEx.DataCellAnnotation.ToString <> "" Then
18       Return api.Data.GetDataCell("C:\Local\VBYTD:ARTXP_NatFiler:F#None:0#BeforeAdj:I#None:U1#" & UD1Base & ":U2#None:U3#None:U4#TXP_National:U5#None:U6#None:U7#None:U8#None + 1").CellAmount
19     Else
20       Return api.Data.GetDataCell("C:\Local\VBYTD:ARTXP_NatFiler:F#None:0#Forms:I#None:U1#" & UD1Base & ":U2#None:U3#None:U4#TXP_National:U5#None:U6#None:U7#None:U8#None").CellAmount
21     End If
22   End If
23 End If
24
25 Return Nothing
```

## Schedule DM 12a ActualRTP Local GF – Copy Definitions

		Local Filer Entity			Tax Rates Used			Brief Explanation		
		TXP_Actual	TXP_Actual	TXP_Actual	TXP_ActualRTP	TXP_ActualRTP	TXP_ActualRTP	Difference		
		Dec 2019	Dec 2019	Dec 2019	Dec 2019	Dec 2019	Dec 2019	Dec 2019		
<b>Entity</b>	<b>Jurisdiction</b>									
TXP_CA_101 - CA 101 Entity	TXP_CA_AB - Alberta	TXP_CA_101	Filer		TXP_CA_101	Filer				-
TXP_CA_102 - CA 102 Entity	TXP_CA_AB - Alberta	TXP_CA_102	Filer		TXP_CA_102	Filer				-
TXP_CA_103 - CA 103 Entity	TXP_CA_AB - Alberta	TXP_CA_102			TXP_CA_102					-
TXP_CA_107 - CA 107 Entity	TXP_CA_AB - Alberta	TXP_CA_101			TXP_CA_101					-
TXP_CA_114 - CA 114 Entity	TXP_CA_AB - Alberta	TXP_CA_115			TXP_CA_115					-
TXP_CA_115 - CA 115 Entity	TXP_CA_AB - Alberta	TXP_CA_115	Individual		TXP_CA_115	Individual				-
TXP_US_101 - US 101 Entity	TXP_US_AL - Alabama	TXP_US_101	Filer		TXP_US_101	Filer				-
TXP_US_102 - US 102 Entity	TXP_US_AL - Alabama	TXP_US_101			TXP_US_101					-
TXP_US_103 - US 103 Entity	TXP_US_AL - Alabama	TXP_US_101			TXP_US_101					-
TXP_US_104 - US 104 Entity	TXP_US_AL - Alabama	TXP_US_104	Filer		TXP_US_104	Filer				-
TXP_US_105 - US 105 Entity	TXP_US_AL - Alabama	TXP_US_104			TXP_US_104					-
TXP_US_107 - US 107 Entity	TXP_US_GA - Georgia	TXP_US_107	Individual		TXP_US_107	Individual				-
TXP_US_108 - US 108 Entity	TXP_US_AL - Alabama	TXP_US_104			TXP_US_104					-
TXP_US_116 - US 116 Entity	TXP_US_AL - Alabama	TXP_US_117			TXP_US_117					-
TXP_US_117 - US 117 Entity	TXP_US_AL - Alabama	TXP_US_117	Filer		TXP_US_117	Filer				-
TXP_US_118 - US 118 Entity	TXP_US_CA - California	TXP_US_104			TXP_US_104					-
TXP_US_120 - US 120 Entity	TXP_US_AL - Alabama	TXP_US_117			TXP_US_117					-

This dashboard is only used on the XFWR\_TXP\_GLTaxAdmin workflow. It is only used to do a complete copy of Local group filing definitions for the RTP year from the TXP\_Actual scenario to the TXP\_ActualRTP scenario for period M12 (Dec). No input is permitted in the schedule.

### Dashboard Name

- SchDM12a\_Actual Local Group Filings (TXP)

### Entity

No entities are showing up in the rows of the CV:

- E#XFBR(TXP\_ParamHelper, GetWFTText2, position=1, Sort=Yes)

### UD1 Jurisdiction (JD)

No Jurisdictions are showing up in the rows of the CV:

- U1#|!UD1\_JD\_WFTText3\_P1\_LV\_TXP!|
- defined as: XFBR(TXP\_ParamHelper, GetWFTText3, Position=1)

### Difference column

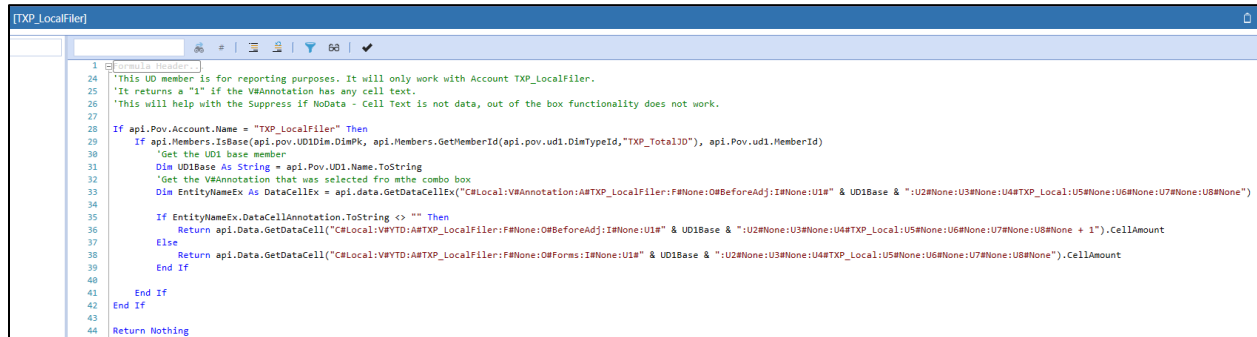
This column is defined with the following syntax:

- GetDataCell(BR#[BRName=TXP\_CV\_CompareAnnotation, FunctionName=Compare, SourceScenario=TXP\_Actual, DestScenario=TXP\_Actual, GF=Local, SourceTime=|!SourceTimePeriod\_TXP!|, DestTime=|!DestinationTimePeriod\_TXP!|]):Name("Difference")

### Row Suppress on the Top CV

In order to have suppress working in this CV, we have a hidden column that is defined with a dynamic UD8 member (TXP\_LocalFiler) that populates a "1" when there are cell text / annotations. Suppression does not work on annotations; therefore, we need this hidden column to dynamically populates a "1" so that row suppression will work.

This UD8 member BR is defined as follows:



```
1 [Formula Header]
24 'This UD member is for reporting purposes. It will only work with Account TXP_LocalFiler.
25 'It returns a "1" if the V8Annotation has any cell text.
26 'This will help with the Suppress if NoData - Cell Text is not data, out of the box functionality does not work.
27
28 If api.Pov.Account.Name = "TXP_LocalFiler" Then
29   If api.Members.IsBase(api.pov.UD1Dim.DimPK, api.Members.GetMemberId(api.pov.ud1.DimTypeId, "TXP_TotalJTD"), api.Pov.ud1.MemberId)
30     'Get the UD1 base member
31     Dim UD1Base As String = api.Pov.UD1.Name.ToString
32     'Get the V8Annotation that was selected from the combo box
33     Dim EntityNameEx As DataCellEx = api.data.GetDataCellEx("C#Local:V8Annotation:ARTXP_LocalFiler:F#None:O#BeforeAdj:I#None:U1#" & UD1Base & ":U2#None:U3#None:U4#TXP_Local:U5#None:U6#None:U7#None:U8#None")
34
35     If EntityNameEx.DataCellAnnotation.ToString <> "" Then
36       Return api.Data.GetDataCell("C#Local:V8YTD:ARTXP_LocalFiler:F#None:O#BeforeAdj:I#None:U1#" & UD1Base & ":U2#None:U3#None:U4#TXP_Local:U5#None:U6#None:U7#None:U8#None + 1").CellAmount
37     Else
38       Return api.Data.GetDataCell("C#Local:V8YTD:ARTXP_LocalFiler:F#None:O#Forms:I#None:U1#" & UD1Base & ":U2#None:U3#None:U4#TXP_Local:U5#None:U6#None:U7#None:U8#None").CellAmount
39     End If
40   End If
41 End If
42
43
44 Return Nothing
```



## HELP & MISCELLANEOUS INFORMATION

**Important!** This section contains new features and functionality for this release of Tax Provision Blueprint. It also provides solution-specific reference information.

### Display Settings

OneStream and MarketPlace solutions frequently require the display of multiple data elements for proper data entry and analysis. Therefore, the recommended screen resolution is a minimum of 1920 x 1080 for optimal rendering of forms and reports.

### Package Contents & Identifiers

The package file name contains multiple identifiers that correspond with the Platform. OneStream strongly discourages renaming any elements contained in a Package in order to preserve the integrity of the naming conventions.

**Example Package Name:** TXP\_PV7.3.0\_SV100\_PackageContents.zip

Identifier	Description
TXP	Solution ID
PV7.3.0	Minimum Platform version required to run solution
SV100	Solution version
PackageContents	File name

### Component Naming Conventions

Apply the following naming conventions to the appropriate Tax Provision Blueprint components to ensure consistent, unique identifiers:

**Start all names** with **TXP\_** in the following categories:

- Metadata names (Scenarios, Accounts, Flow, UD1, UD2, UD3, UD4, UD7 and UD8)
- Business Rules
- Form Template Groups
- Form Template Profiles
- Transformation Rule Groups
- Transformation Rule Profiles
- Data Sources
- Confirmation Rule Groups
- Confirmation Rules
- Confirmation Rule Profiles

- Data Management Groups
- Data Management Sequences
- Data Management Steps

*Start all names* with **XFW\_** and end with **\_(TXP)** in the following categories:

- Cube View Groups
- Cube View Profiles
- Workflow Profiles

*End all dashboard objects* with one of the following so that you can import the objects into another application without overwriting any other objects:

- **(TXP)**
- **\_TXP**
- **(TXPT)**
- **(TXPS)**

---

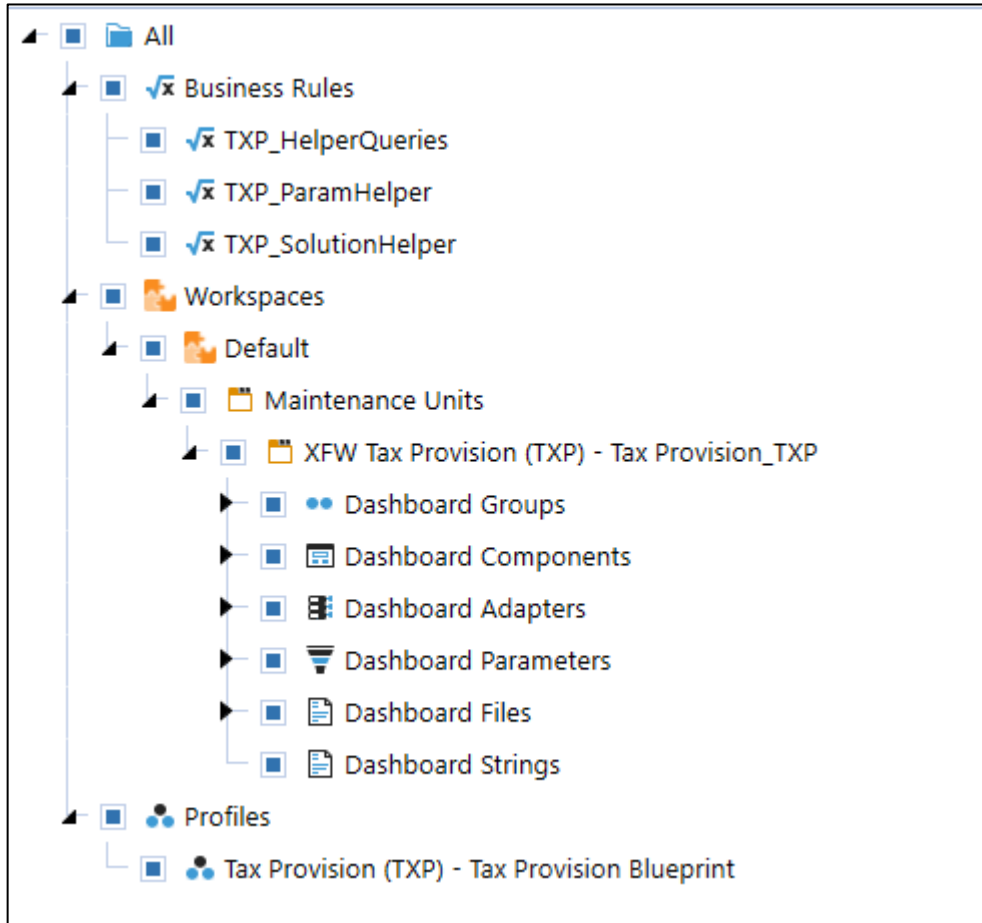
## Solution Application Migration Advice

The creation of an OneStream Development Application is the safest method for building a solution. The relationship between OneStream artifacts such as Workflow Profiles, FX Rate Types and custom solution tables is that they point to the underlying identifier numbers and not the artifact names as seen in the user interface. Prior to the solution configuration and to ensure the identifiers match within the Development and Production Applications, the Development Application should be a recent copy of the Production Application. Once the SQL Server database is copied, this Development Application needs to be renamed to a new Application Name using the *OneStream Database Configuration Utility*. Review the *OneStream Installation and Configuration Guide* for more information. Once the Development Application is created, install Tax Provision Blueprint in the Development Application and begin design.

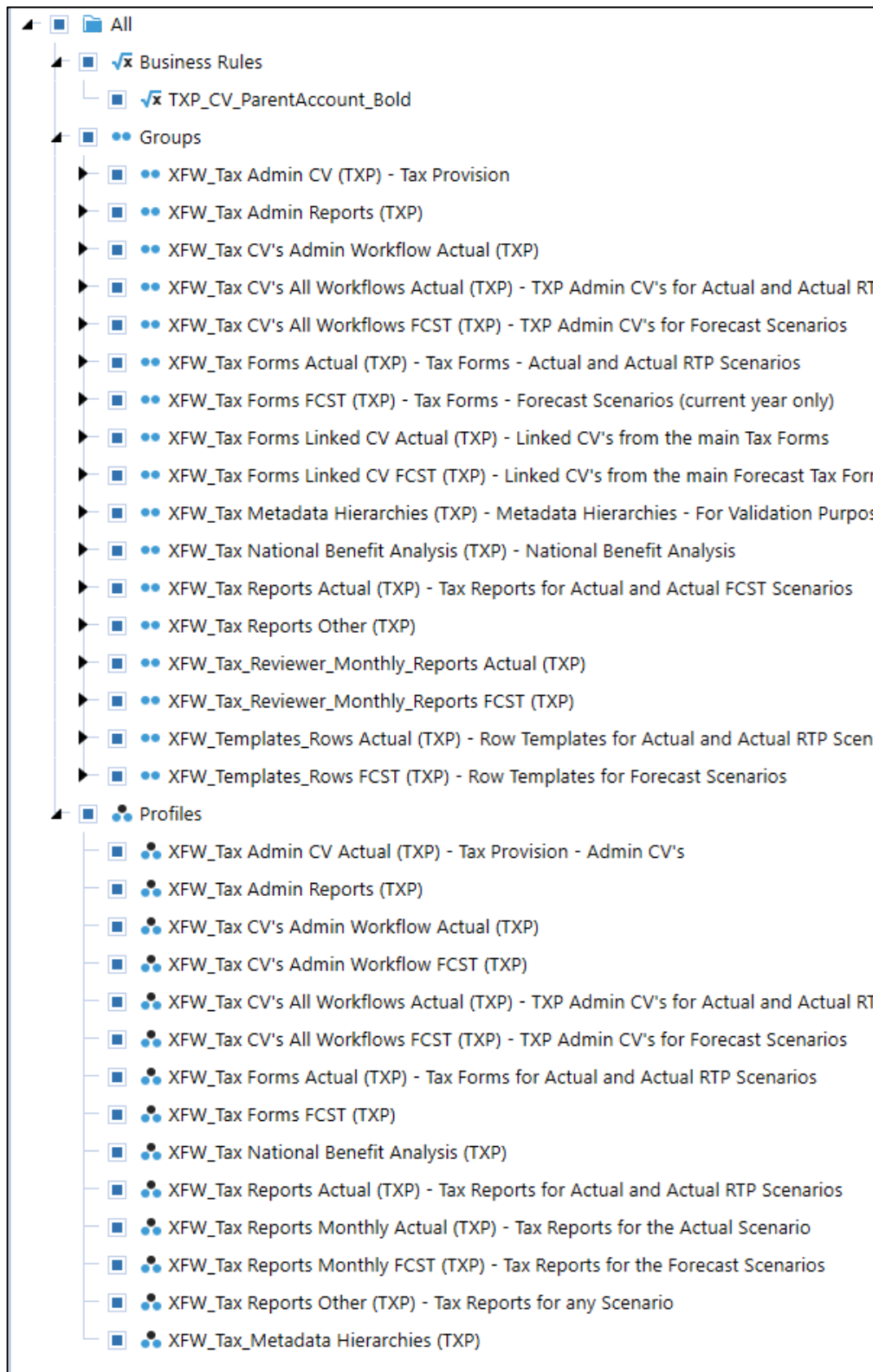
The process to migrate from the Development OneStream application to a Test Application and then finally to a Production Application involves creating a series of Application extract files to capture all the components identified in the Packaged Contents section of this document. This will capture all the components of Tax Provision Blueprint and any modifications that have been made to those components to implement the solution design decisions. **Note** that it is always good practice to ensure that a recent database backup of the Production Application has been accomplished before any sort of upgrade or major configuration migration.

At a minimum, the following 8 files must be created:

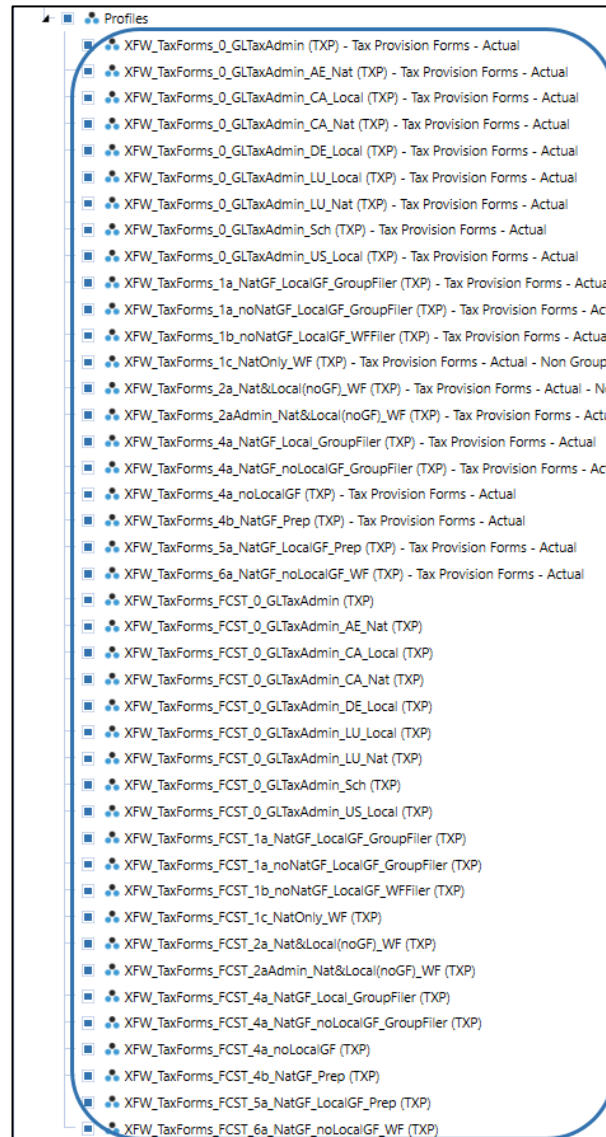
### 1- Application Dashboards



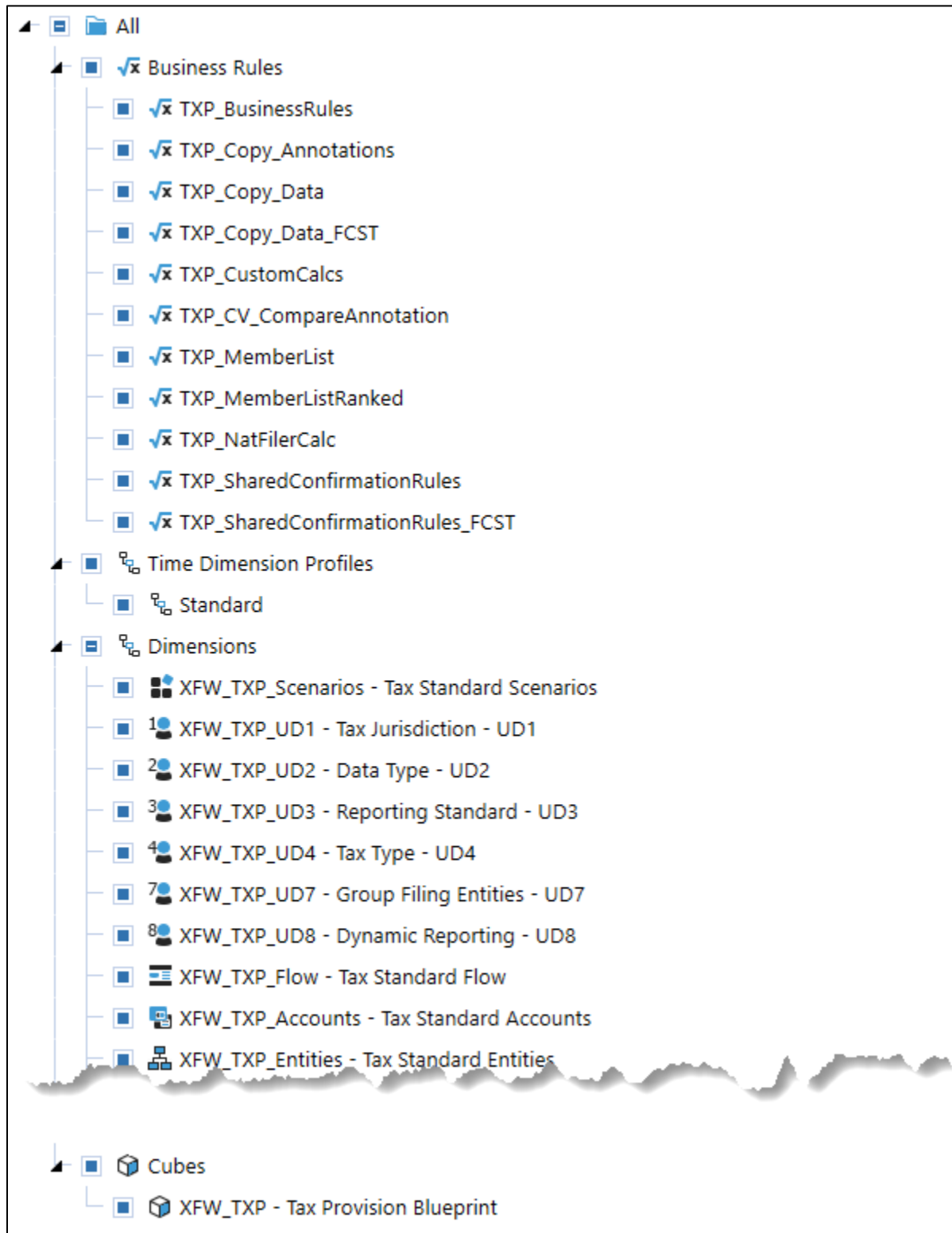
## 2- Cube Views



### 3- Form Templates



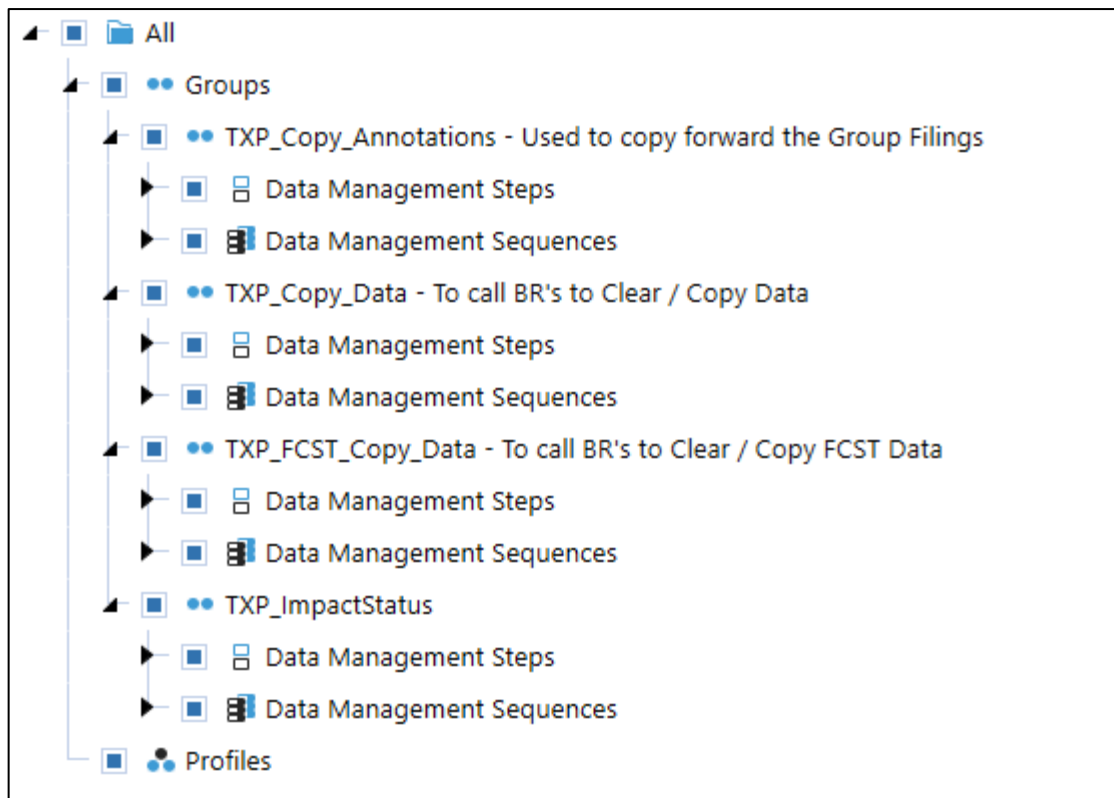
#### 4- Metadata



### 5- Workflow Profiles

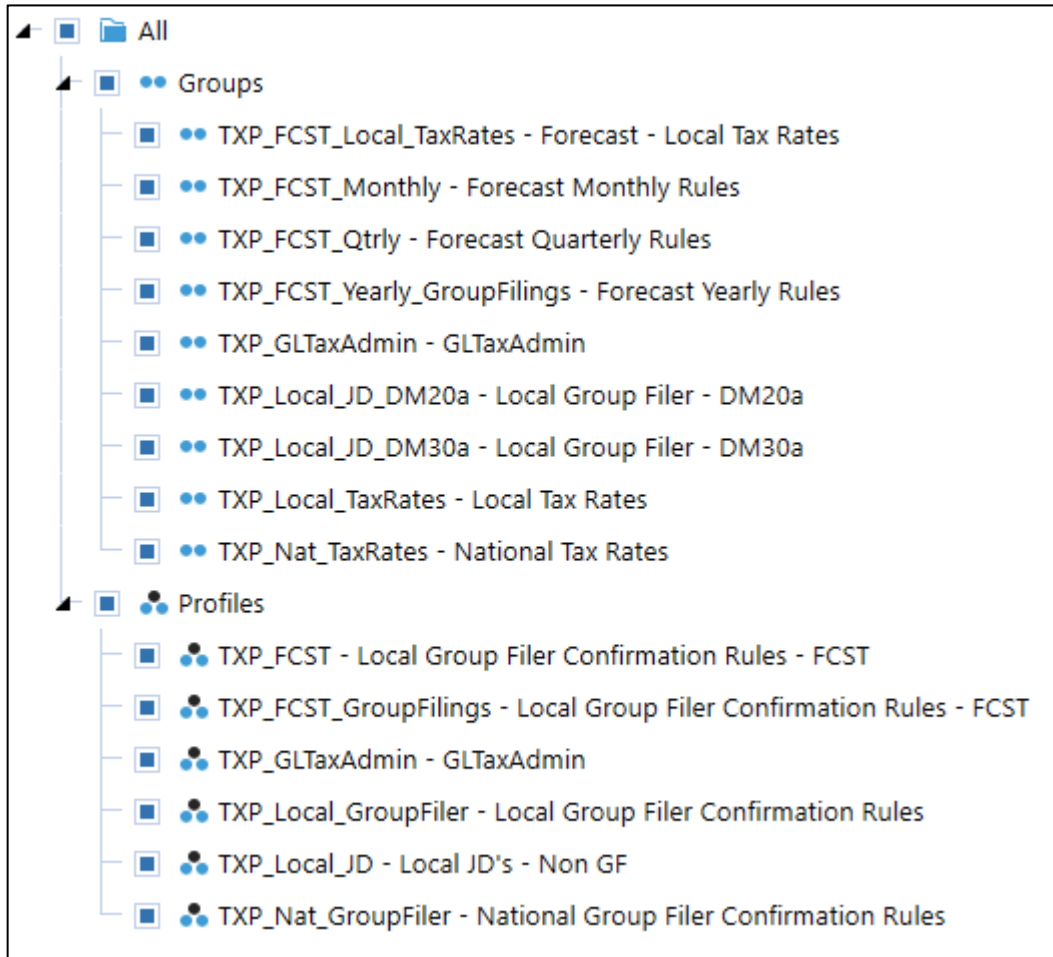


### 6- Data Management






## 7- Confirmation Rules



## 8- Extensibility Rules

The SaveDataEventDataHandler rule should be extracted and loaded with extreme caution. There is only one of these rules per application. So, it may be a safer option to cut and paste this rule into the existing rule if it already exists.



Extract any other artifacts created during the implementation project, such as Workflow Channels, Certification Questions, Journal Templates, and additional Business Rules.

These files can be put in a ZIP file to prepare for the Load of the Tax Provision Blueprint into the Production OneStream application. OneStream recognizes the file type header in the individual .XML files in the .ZIP file and it loads them in the proper order to handle the artifact dependencies.

It is recommended to first test the migration of the Development Application artifacts to a Test Application before deploying to the Production Application. See section on *Work Breakdown Structure* for a suggestion of the order of the migration activities.

The *How to Install TXP* steps found earlier in this document can then be repeated using the newly created TXP Solution .Zip file after the **custom FX Rates** has been added manually to the Test or Production Application.

**Note:** This process has the potential to overwrite existing metadata in the Production Application database if the metadata already exists. So great care must be taken when creating the new TXP Solution file from the work that has been done in the Development OneStream application. A simple test can be performed by loading the Development TXP Solution extract .Zip files into a newly created OneStream Application database. This will confirm that the expected TXP Solution components imported successfully with the expected properties.

**See also:**

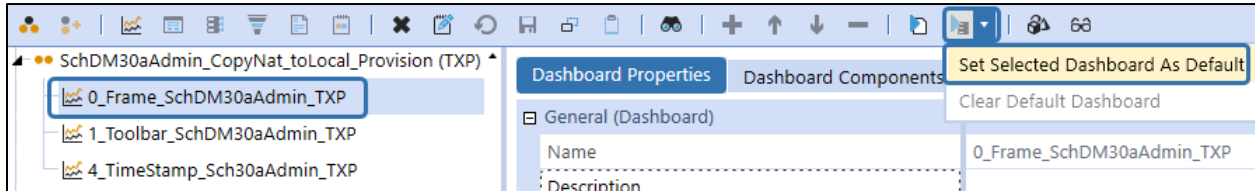
- *Foundation Guides* in the *OneStream Design and Reference Guide*.
- *Application Tools – Load/Extract Application Artifacts* in the *OneStream Design and Reference Guide*.



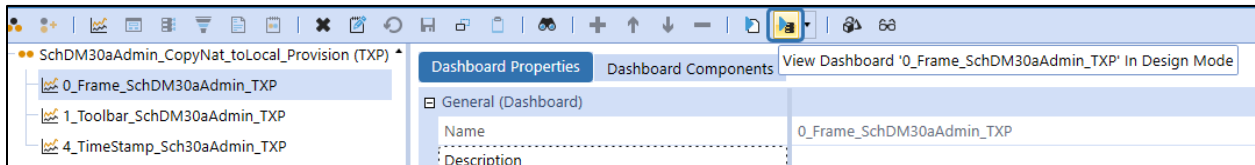
**Important!** This process has the potential to overwrite existing table data in the Production Application database if data already exists.

## APPENDIX A – DEBUGGING A DASHBOARD

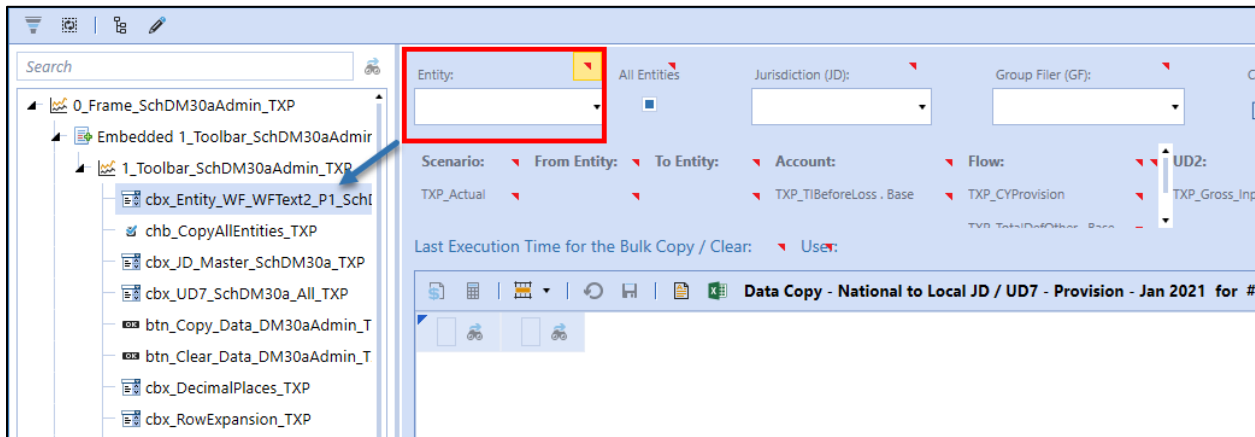
In order to better understand how a dashboard is setup, set the “0\_Frame\_...” dashboard to “Set Selected Dashboard As Default”.



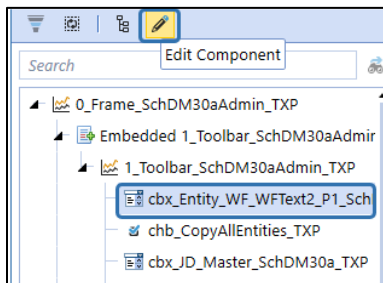
Next, run the dashboard from the same icon. Make sure you have a valid workflow POV.



You can now click on any “red triangle”, and it will highlight the dashboard component.



Next, you can click on the “Edit Component” icon, and it will take you to the component in the Dashboard Maintenance Unit.



If you populate the POV in the toolbar (make sure you also have a valid workflow POV), you can then hover over each parameter, and it will show you all the members that each parameter represents. If there are two of the same parameters; the first one represents what is in the toolbar area and the second represents what is in the data explorer cube view. These should always be the same. If they are different, then further investigation is required.

This is a great way to make sure that all the parameters are working properly. This can alleviate the option of using “write to the error log” syntax in the business rules (i.e.: `brapi.ErrorLog.LogMessage(si, "Enter something here")`).

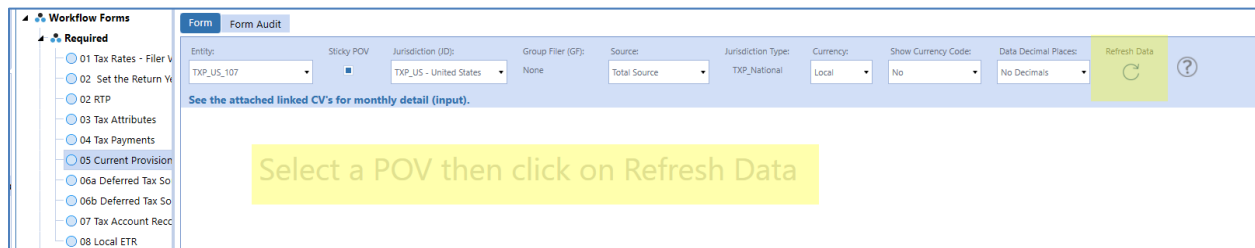
**Note:** If the two parameters do not render the same members, then check to make sure that the dashboard components are refreshing the cube view component, and each component is separated by a comma. Also, make sure that the “User Interface Action” is set to “Refresh”. Redraw will not refresh the cube view when you select/change toolbar items.

## APPENDIX B – ADDING THE REFRESH BUTTON

In the release, PV620 SV300, we have added a refresh button to the schedules and reports. This allows a user to make several POV changes and then manually execute the schedule / report to render. Previously, the schedule / report would render after every POV change.

### Overview

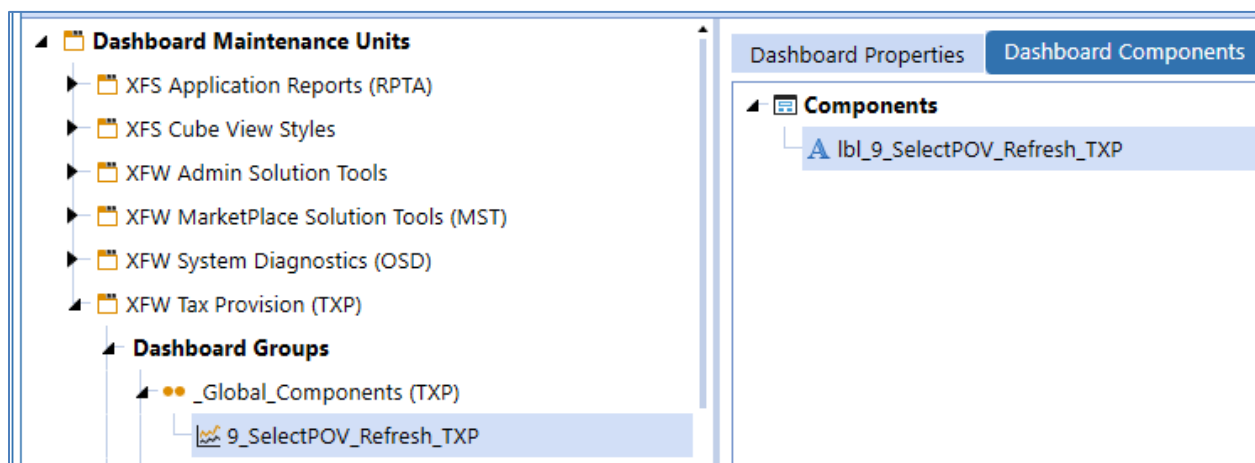
- When you click on a new schedule, an info message appears before the CV is rendered.
- Clicking on the “Refresh Data” icon, it will remove the info message and render the CV.
- Clicking on any toolbar component to make a POV change will make the CV disappear and the info message re-appear.
- You can then change multiple POV components without rendering the CV.



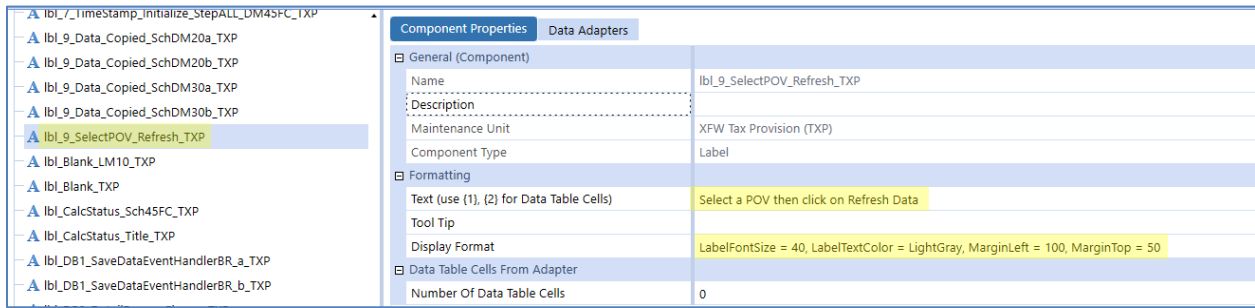
### Steps to Setup

There is a new dashboard that displays: “Select a POV then click on Refresh Data”

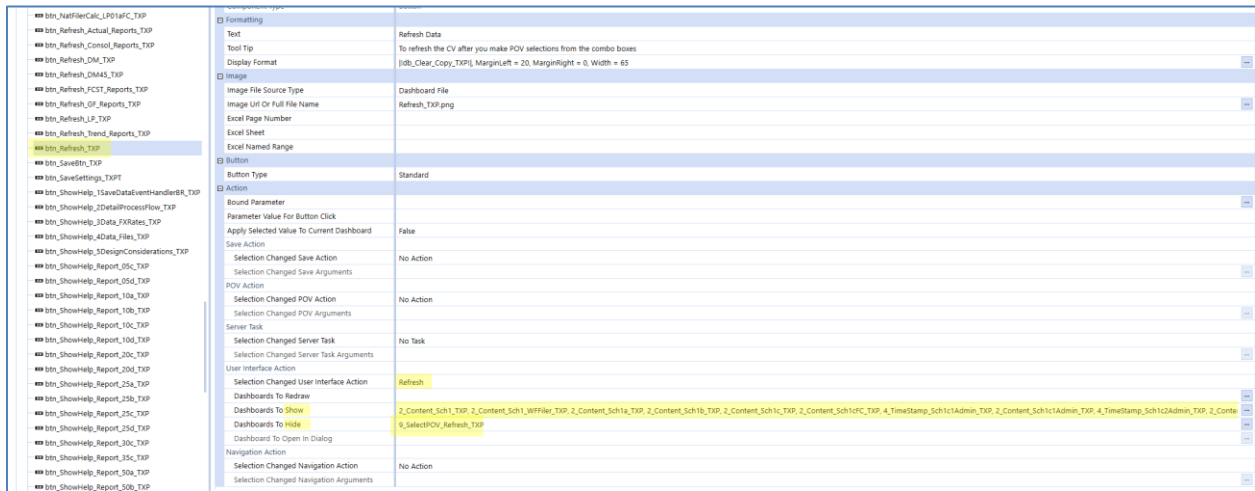
Create the following dashboard or import it from the Tax Provision Blueprint app.



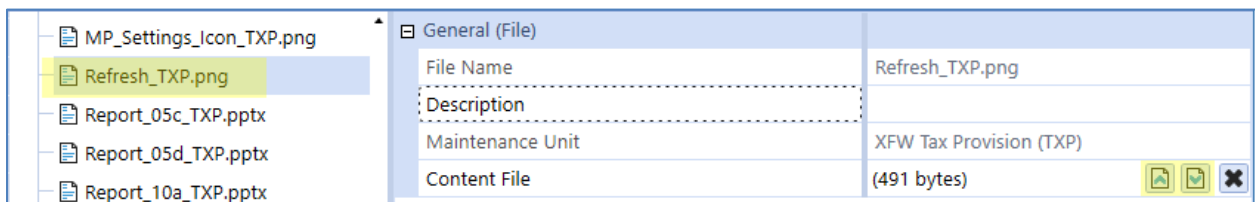
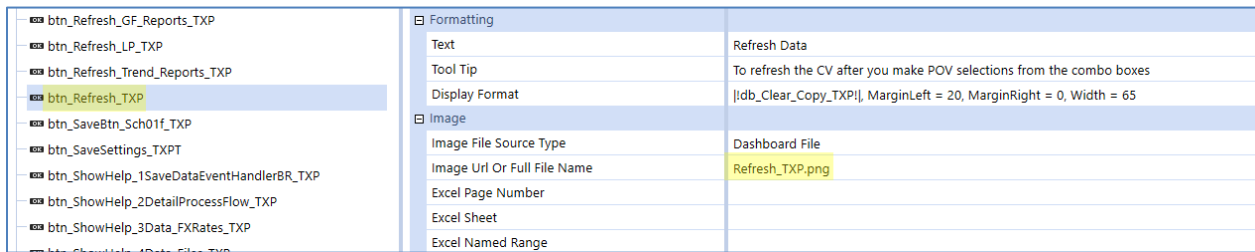
Create the following label or import it from the Tax Provision Blueprint app. Make sure it is attached to the above dashboard.



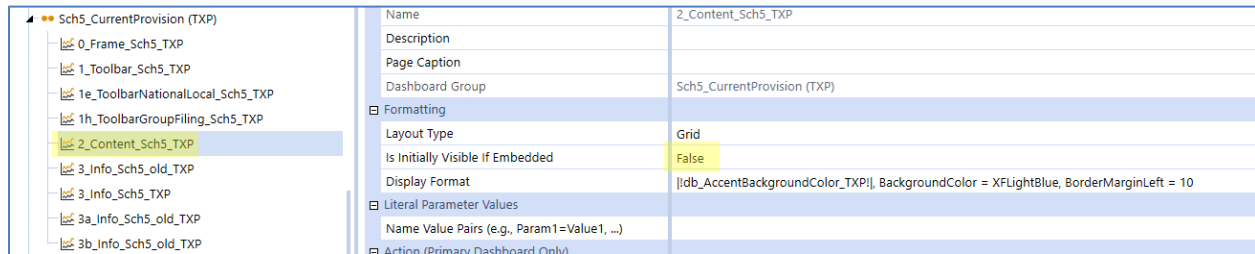
There is a new button called “btn\_Refresh\_TXP”.



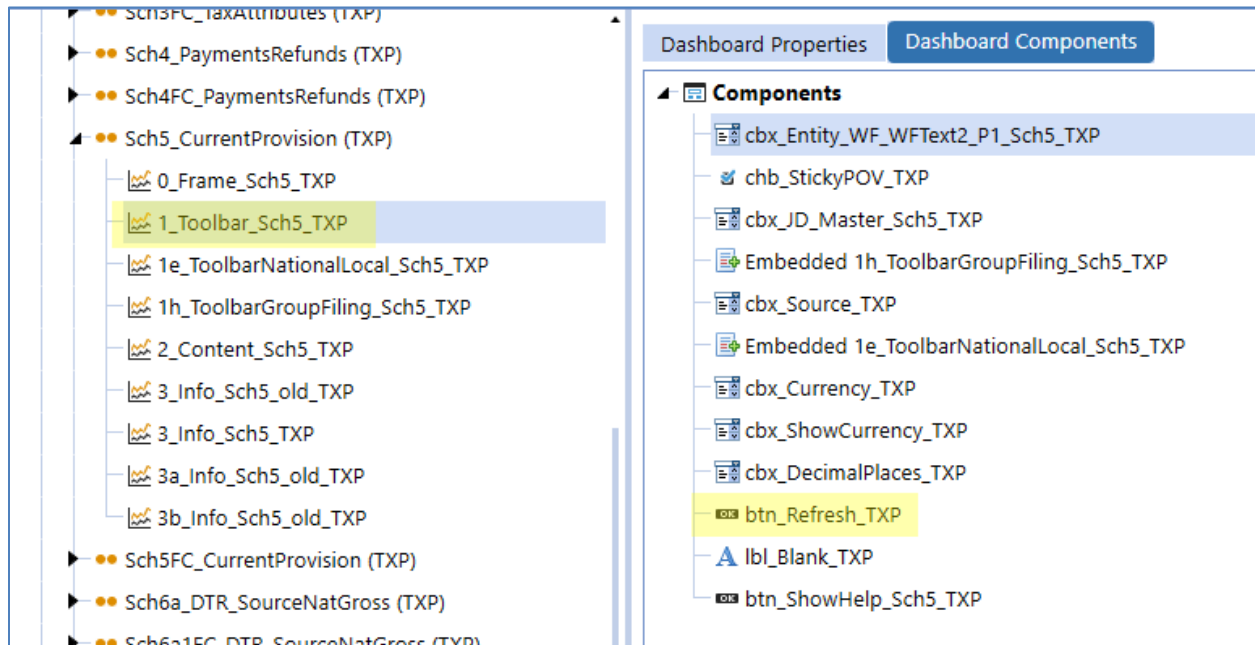
For the icon file, you will need to export it from the Tax Provision Blueprint app or use some other icon file.



On the “Content” dashboard, set to “False” the “Is Initially Visible If Embedded”.

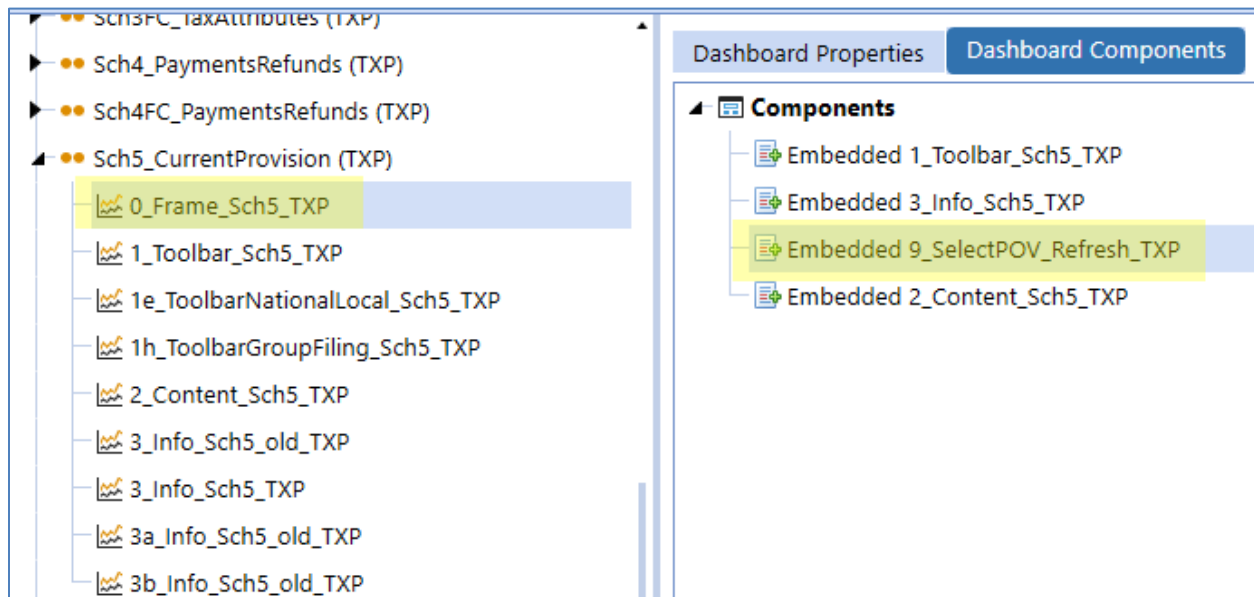


On the “Toolbar” dashboard, add the new refresh button. We placed it before the “Blank” component.

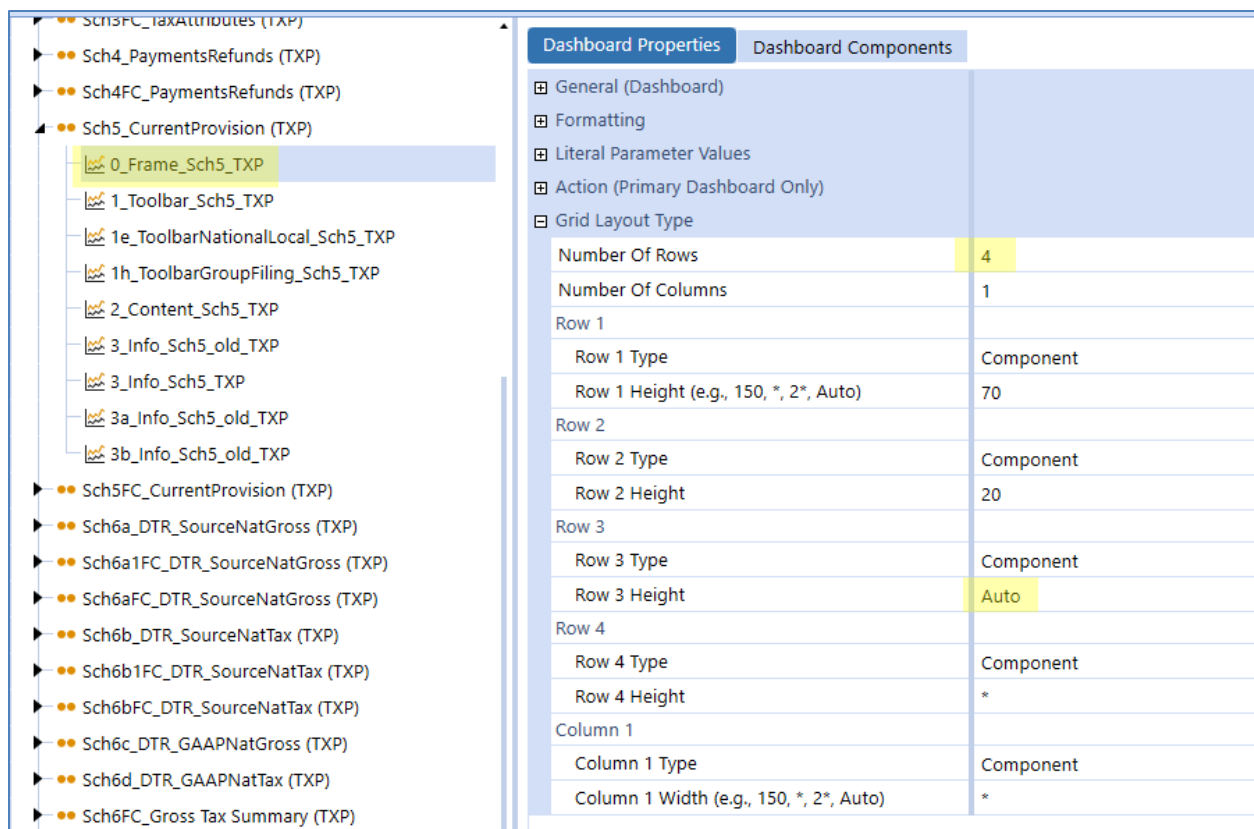


On the “0\_Frame\_...” dashboard, add the “Embedded 9\_SelectPOV\_Refresh\_TXP”. It needs to be before the “Content” embedded dashboard.





On the Dashboard Properties, Adjust the number of rows by “1” for the extra component that you just added (Embedded 9\_SelectPOV\_Refresh\_TXP). Then set this component row Height to “Auto” – which means when it is “Hidden”, it won’t take up any dashboard space. This component should be just above the “...2\_Content...” component.



Update the “Refresh” button with the “Content” dashboard name. Remember to use a comma. Use multiple “refresh” buttons to reduce the size of the “Show” row.

	User Interface Action	
btn_Refresh_LP_TXP	Selection Changed User Interface Action	Refresh
btn_Refresh_Trend_Reports_TXP	Dashboards To Redraw	
btn_Refresh_TXP	Dashboards To Show	2_Content_Sch1_TXP, 2_Content_Sch1_WFFiler_TXP, 2_Content_Sch1a_TXP, 2_Content_Sch1b_TXP, 2_Content_Sch1c_TXP, 2_Content_Sch1cFC_TXP, 4_TimeStamp_Sch1c1Admin_TXP, 2_
btn_SaveBtn_TXP	Dashboards To Hide	9_SelectPOV_Refresh_TXP
btn_SaveSettings_TXP	Dashboard To Open In Dialog	

Update each toolbar component to show/hide dashboard components:

	User Interface Action	
cbx_Entity_WF_WFText2_P1_Sch4FC_TXP	Selection Changed User Interface Action	Refresh
cbx_Entity_WF_WFText2_P1_Sch5_TXP	Dashboards To Redraw	1_Toolbar_Sch5_TXP, 1e_ToolbarNationalLocal_Sch5_TXP, 1h_ToolbarGroupFiling_Sch5_TXP
cbx_Entity_WF_WFText2_P1_Sch5FC_TXP	Dashboards To Show	9_SelectPOV_Refresh_TXP
cbx_Entity_WF_WFText2_P1_Sch6a_TXP	Dashboards To Hide	2_Content_Sch5_TXP
cbx_Entity_WF_WFText2_P1_Sch6FC_TXP	Dashboard To Open In Dialog	

	User Interface Action	
cbx_JD_Master_Sch4FC_TXP	Selection Changed User Interface Action	Refresh
cbx_JD_Master_Sch5_TXP	Dashboards To Redraw	1_Toolbar_Sch5_TXP, 1e_ToolbarNationalLocal_Sch5_TXP, 1h_ToolbarGroupFiling_Sch5_TXP
cbx_JD_Master_Sch5FC_TXP	Dashboards To Show	9_SelectPOV_Refresh_TXP
cbx_JD_Master_Sch6a_TXP	Dashboards To Hide	2_Content_Sch5_TXP
cbx_JD_Master_Sch6a_TXP	Dashboard To Open In Dialog	

	User Interface Action	
cbx_ShowCurrency_TXP	Selection Changed User Interface Action	Refresh
cbx_Source_FC_TXP	Dashboards To Redraw	
cbx_Source_TXP	Dashboards To Show	9_SelectPOV_Refresh_TXP
cbx_SourceFCSTScenario_LM10_TXP	Dashboards To Hide	2_Content_Sch2_TXP, 2_Content_Sch3_TXP, 2_Content_Sch4_TXP, 2_Content_Sch5_TXP, 2_Content_Sch6a_TXP, 2_Content_Sch6b_TXP, 2_Cont
cbx_SourceFCSTScenario_TXP	Dashboard To Open In Dialog	

	User Interface Action	
cbx_ActualCopyPeriods_FC_TXP	Selection Changed User Interface Action	Refresh
cbx_Currency_FC_TXP	Dashboards To Redraw	
cbx_Currency_TXP	Dashboards To Show	9_SelectPOV_Refresh_TXP
cbx_DecimalPlaces_Sa_TXP	Dashboards To Hide	2_Content_Sch2_TXP, 2_Content_Sch3_TXP, 2_Content_Sch4_TXP, 2_Content_Sch5_TXP, 2_Content_Sch6a_TXP, 2_Content_Sch6b_TXP, 2_Content_Sch6c_TXP
cbx_DecimalPlaces_FC_TXP	Dashboard To Open In Dialog	

<ul style="list-style-type: none"> <li>cbx_SettingUD4_TXPT</li> <li>cbx_ShowCurrency_FC_TXP</li> <li>cbx_ShowCurrency_TXP</li> <li>cbx_Source_FC_TXP</li> </ul>	Selection Changed User Interface Action Dashboards To Redraw Dashboards To Show Dashboards To Hide	Refresh  9_SelectPOV_Refresh_TXP 2_Content_Sch2_TXP, 2_Content_Sch3_TXP, 2_Content_Sch4_TXP, 2_Content_Sch5_TXP, 2_Content_Sch6a_TXP, 2_Content_Sch6b_TXP, 2_Content_Sch6c_TXP, 2_Content_Sch6d_TXP
<ul style="list-style-type: none"> <li>cbx_DecimalPlaces_SchP30a_TXP</li> <li>cbx_DecimalPlaces_TXP</li> <li>cbx_DestinationTimePeriod_SchDM02a_TXP</li> <li>cbx_Entity_WF_WFText2_P1_Sch1_TXP</li> </ul>	Selection Changed User Interface Action Dashboards To Redraw Dashboards To Show Dashboards To Hide Dashboard To Open In Dialog	Refresh  9_SelectPOV_Refresh_TXP 2_Content_Sch2_TXP, 2_Content_Sch3_TXP, 2_Content_Sch4_TXP, 2_Content_Sch5_TXP, 2_Content_Sch6a_TXP, 2_Content_Sch6b_TXP, 2_Content_Sch6c_TXP, 2_Content_Sch6d_TXP

The “9\_SelectPOV\_Refresh\_TXP” dashboard should always be on the “Show” row.

The “Content” dashboard should always be on the “Hide” row.

Only toolbar dashboards should be on the “Redraw” row related to the dashboard in question.

After all toolbar components have been updated, test the schedule. Click on each toolbar component and make sure the “Info” message displays. When you click on the “Refresh data” button, it should disappear, and the CV should render.

## APPENDIX C – USING A TIME PROFILE WITH WEEKS

Tax Provision Blueprint has been developed using the Standard Time Profile with “Months” being the lowest level of input. We have done minimal testing having “Weeks” in the time profile. Below are some key findings to be aware of. This is not an exhausted list and will continue to be added too.

When weeks are the base level time period, please make sure that you have set up the Tax Provision Blueprint scenarios with the correct “Input Frequency”.

Settings	
Scenario Type	Tax
Input Frequency (Vary By Year)	Monthly
Default View	YTD

You will notice that even though you have selected a correct Cube POV, the time selection will allow you to go down to the “weekly” level. This is normal OneStream behavior but could impact how cube views render.

The screenshot displays the 'Select User POV' dialog box and the 'Cube POV' list. The dialog box shows the following configuration:

- Cube: XFW\_TXP - Tax Provision
- Dimension: Time - Time
- Filter: (Empty)
- Refresh button

The Hierarchy view shows a tree structure with the following items:

- 2021M2 - Jan 2021
  - 2021W6 - W6 2021
  - 2021W7 - W7 2021
  - 2021W8 - W8 2021
  - 2021W9 - W9 2021
- 2021M3 - Feb 2021
- 2021Q2 - Q2 2021
- 2021H2 - H2 2021
- 2022
- 2023
- 2024

The Cube POV list on the right shows the following items:

- XFW\_TXP - Tax Provision
- TXP\_Domestic\_Total - Total Domestic
- TXP\_Legal\_CTX - Total Tax Legal
- Local
- TXP\_Actual - Tax Actuals
- 2021M1 - Dec 2021
- YTD
- TXP\_CurTaxExp - Total Current Tax Exper
- TXP\_TopTax - Total - Top Flow
- BeforeAdj
- Top
- 1 TXP\_TopTax - Total - Top Jurisdiction
- 2 TXP\_TopTax - Total - Top Data Type
- 3 TXP\_TopTax - Total - Top Reporting (Acc
- 4 TXP\_TopTax - Total - Top Tax Type
- 5 None
- 6 None
- 7 TXP\_TopTax - Total - Group Filing Entitie
- 8 None

We have created a parameter called “Tax\_BaseLevelTimePeriods\_TXP”. It is a literal parameter that holds the lowest level time period that is used in Tax Provision Blueprint. This parameter would need to be updated if you are using an input frequency other than months.

**Possible time extensions are:**

- Base (represents the base level time periods defined in the time profile)
- Weeks
- Months
- Quarters
- HalfYears

General (Parameter)	
Name	Tax_BaseLevelTimePeriods_TXP
Description	The lowest level time period for Tax - adjust based on your calendar that is used (Base / Weeks / Months / Quarters / ...)
User Prompt	Used in parameter "WFYearBasePeriods_ML_TXP" and in CV's
Maintenance Unit	XFW Tax Provision (TXP)
Sort Order	51
Data Source	
Parameter Type	Literal Value
Default Value	Months

Here is an example of how this parameter is used in a cube view. This eliminates the need to update several CV's. Normally, we would use the extension “.Base”, however this will show the weekly time periods, which will result in invalid cells.

**Using “.Base” with a weekly time profile (scenario is defined as “Monthly” input):**

- Sch\_DM20b2\_Data Copy Return\_TXP
- Sch\_DM30a\_Data Copy Provision\_TXP
- Sch\_DM30b\_Data Copy Return\_TXP
- Sch\_DM30b1\_Data Copy Return\_TXP
- Sch\_LNB\_TXP**
- Sch\_LP01a\_NatFilerCalc\_WFEntities\_TXP
- Sch\_LP01a\_NatGF\_Definition\_TXP
- Sch\_LP02a\_LocalGF\_Definition\_TXP
- Sch\_LP02b\_LocalGF\_Def\_Jurisdiction\_TXP
- Sch\_LP02c\_LocalGF\_Def\_Entity\_TXP
- Sch\_LP03a\_GF\_TaxAttributes\_TXP
- Sch\_LP05\_06\_National Process excl Local JD\_TXP
- Sch\_LP11a\_NatGF\_Definition\_TXP
- Sch\_LP12a\_LocalGF\_Definition\_TXP

Rows and Columns			
Layout			
	Blank 01	TimePeriods	Blank 02
Default			
Entity	9,999.99	9,999.99	9,999.99
BlankRow1	9,999.99	9,999.99	9,999.99
BlankRow2	9,999.99	9,999.99	9,999.99

Member Filters	
Column	TimePeriods
Time	T#WFYear.Base
UD8	U8#None:Name(" ")

Row Expansion: No Input Periods: ?

Collapse All 0

Schedule LNB - Losses Not Benefited

	TXP_Actual W1 2021	TXP_Actual W2 2021	TXP_Actual W3 2021	TXP_Actual W4 2021	TXP_Actual W5 2021	TXP_Actual W6 2021	TXP_Actual W7 2021	TXP_Actual W8 2021
TXP_Legal_CTX - Total Tax Legal								

**Using “.Months” or the parameter `!Tax_BaseLevelTimePeriods_TXP!` (scenario is defined as “Monthly” input):**

- Sch\_DM20aAdmin\_Data Copy Provision\_TXP
- Sch\_DM20b\_Data Copy Return\_TXP
- Sch\_DM20b2\_Data Copy Return\_TXP
- Sch\_DM30a\_Data Copy Provision\_TXP
- Sch\_DM30b\_Data Copy Return\_TXP
- Sch\_DM30b1\_Data Copy Return\_TXP
- Sch\_LNB\_TXP
- Sch\_LP01a\_NatFilerCalc\_WFEntities\_TXP
- Sch\_LP01a\_NatGF\_Definition\_TXP
- Sch\_LP02a\_LocalGF\_Definition\_TXP
- Sch\_LP02b\_LocalGF\_Def\_Jurisdiction\_TXP
- Sch\_LP02c\_LocalGF\_Def\_Entity\_TXP
- Sch\_LP03a\_GF\_TaxAttributes\_TXP
- Sch\_LP05\_06\_National Process excl Local JD\_T:

Rows and Columns

Layout + ← → -

	Blank 01	TimePeriods	Blank 02
Default			
Entity	9,999.99	9,999.99	9,999.99
BlankRow1	9,999.99	9,999.99	9,999.99
BlankRow2	9,999.99	9,999.99	9,999.99

Member Filters Formatting Data Sharing Row Overrides

Column TimePeriods

Time T#WFYear.!!Tax\_BaseLevelTimePeriods\_TXP!!

UD8 (UD8 - D... U8#None:Name(" ")

Row Expansion: No Input Periods: ?

Expand All 0

Schedule LNB - Losses Not Benefited

	TXP_Actual Jan 2021	TXP_Actual Feb 2021	TXP_Actual Mar 2021	TXP_Actual Apr 2021	TXP_Actual May 2021	TXP_Actual Jun 2021	TXP_Actual Jul 2021	TXP_Actual Aug 2021
TXP_Legal_CTX - Total Tax Legal								

Another area to consider is BR's syntax. Here is one specific syntax that needed to be updated when weeks was defined in the time profile:

```
'Sch 04 / Sch LP 05_06 / Sch LNB - Create NoInput rules so that a user cannot input into prior periods
```

```
'Set the time as an integer and just get the Month
```

```
Dim CIMonth_NP As Integer = TimeDimHelper.GetSubComponentsFromName(api.pov.Time.Name).Month
```

```
'Get the workflow month number
```

```
Dim myWorkflowUnitPk As WorkflowUnitPk = BRApi.Workflow.General.GetWorkflowUnitPk(si)
```

```
'PV620 SV300 - changed the next line as the old code did not render properly when a weekly time profile calendar is used, even though the Tax scenario is setup as monthly
```

```
Dim wfTime As String = TimeDimHelper.GetNameFromId(myWorkflowUnitPk.TimeKey)
```

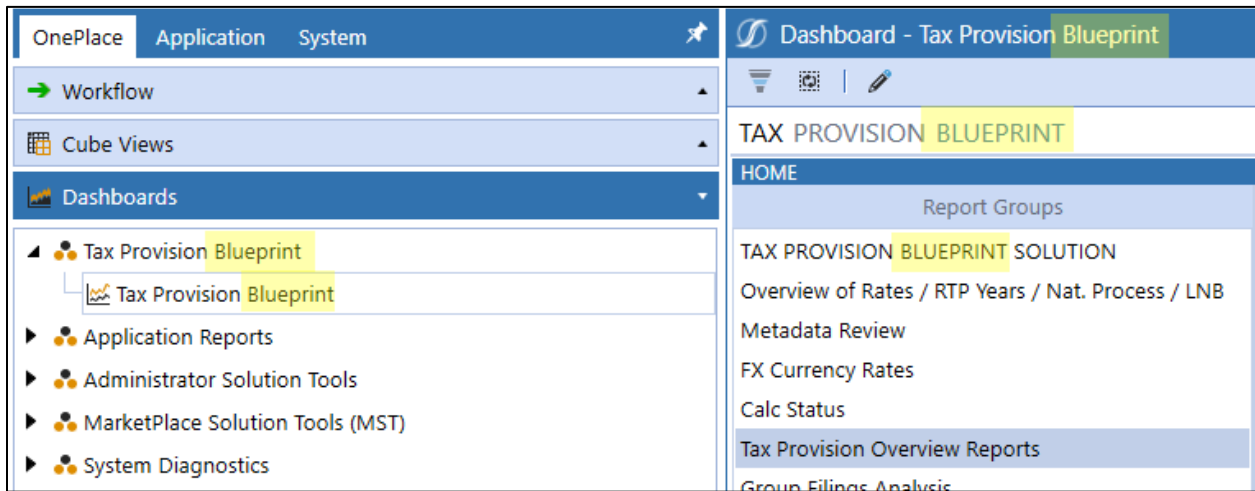
```
Dim wfTime As String = BRApi.Finance.Time.GetNameFromId(si, myWorkflowUnitPk.TimeKey)
```

```
Dim wfMonth As String = TimeDimHelper.GetSubComponentsFromName(wfTime).Month.ToString
```

# APPENDIX D – REMOVE THE WORD BLUEPRINT

We now refer to this app as the Tax Provision Blueprint. This section shows you all the places where we have added in the word “**Blueprint**” so that you can remove it in your application.

Here is an overview where the word “Blueprint” appears:



## Dashboard: 0\_Frame\_TXP

<ul style="list-style-type: none"> <li>Tax Provision 0 Main (TXP)                     <ul style="list-style-type: none"> <li>0_Frame_TXP</li> <li>1_Header_TXP</li> <li>3_Content_TXP</li> <li>3a_Contentinner_TXP</li> <li>3a1_Items_TXP</li> </ul> </li> </ul>	<table border="1"> <tr><th colspan="2">General (Dashboard)</th></tr> <tr><td>Name</td><td>0_Frame_TXP</td></tr> <tr><td>Workspace</td><td>Default</td></tr> <tr><td>Maintenance Unit</td><td>XFW Tax Provision (TXP)</td></tr> <tr><td>Dashboard Group</td><td>Tax Provision 0 Main (TXP)</td></tr> <tr><td>Description</td><td>Tax Provision Blueprint</td></tr> <tr><td>Page Caption</td><td>Tax Provision Blueprint</td></tr> </table>	General (Dashboard)		Name	0_Frame_TXP	Workspace	Default	Maintenance Unit	XFW Tax Provision (TXP)	Dashboard Group	Tax Provision 0 Main (TXP)	Description	Tax Provision Blueprint	Page Caption	Tax Provision Blueprint
General (Dashboard)															
Name	0_Frame_TXP														
Workspace	Default														
Maintenance Unit	XFW Tax Provision (TXP)														
Dashboard Group	Tax Provision 0 Main (TXP)														
Description	Tax Provision Blueprint														
Page Caption	Tax Provision Blueprint														

## Dashboard Maintenance Group: Tax Provision OnePlace (TXP)

<ul style="list-style-type: none"> <li>Tax Provision OnePlace (TXP)                     <ul style="list-style-type: none"> <li>OnePlace_TXP</li> </ul> </li> </ul>	<table border="1"> <tr><td>Maintenance Unit</td><td>XFW Tax Provision (TXP)</td></tr> <tr><td>Description</td><td>Tax Provision Blueprint</td></tr> </table>	Maintenance Unit	XFW Tax Provision (TXP)	Description	Tax Provision Blueprint
Maintenance Unit	XFW Tax Provision (TXP)				
Description	Tax Provision Blueprint				

## Dashboard: OnePlace\_TXP

<ul style="list-style-type: none"> <li>Tax Provision 3 Help (TXPH)</li> <li>Tax Provision OnePlace (TXP)                     <ul style="list-style-type: none"> <li>OnePlace_TXP</li> </ul> </li> <li>Tax Provision Overview (TXP)</li> </ul>	<table border="1"> <tr><td>Dashboard Group</td><td>Tax Provision OnePlace (TXP)</td></tr> <tr><td>Description</td><td>Tax Provision Blueprint</td></tr> <tr><td>Page Caption</td><td></td></tr> </table>	Dashboard Group	Tax Provision OnePlace (TXP)	Description	Tax Provision Blueprint	Page Caption	
Dashboard Group	Tax Provision OnePlace (TXP)						
Description	Tax Provision Blueprint						
Page Caption							

## Parameter: ListOfGroupsHP\_new\_TXP

<ul style="list-style-type: none"> <li>ColorHeaderFontHP_TXP</li> <li>ListOfGroupsHP_new_TXP</li> <li>ListOfReports_BR_new_TXP</li> <li>ReportDBToDisplayHP_TXP</li> <li>ListContentHP_TXP</li> </ul>	<table border="1"> <tr><th colspan="2">Data Source</th></tr> <tr><td>Parameter Type</td><td>Delimited List</td></tr> <tr><td>Default Value</td><td>9</td></tr> <tr><td>Display Items (comma delimited)</td><td>TAX PROVISION BLUEPRINT SOLUTION, Overview of Rates / RTP Years / Nat. Pro</td></tr> <tr><td>Value Items (comma delimited)</td><td>0,1,2,3,4,5,6,7,8,9,10</td></tr> </table>	Data Source		Parameter Type	Delimited List	Default Value	9	Display Items (comma delimited)	TAX PROVISION BLUEPRINT SOLUTION, Overview of Rates / RTP Years / Nat. Pro	Value Items (comma delimited)	0,1,2,3,4,5,6,7,8,9,10
Data Source											
Parameter Type	Delimited List										
Default Value	9										
Display Items (comma delimited)	TAX PROVISION BLUEPRINT SOLUTION, Overview of Rates / RTP Years / Nat. Pro										
Value Items (comma delimited)	0,1,2,3,4,5,6,7,8,9,10										



**Parameter: HelpAboutSolutionTitle\_TXPH**

HelpAboutSolutionTitle_TXPH	Data Source	
HelpAboutVersion_TXPH	Parameter Type	Literal Value
HelpAboutCreatedBy_TXPH	Default Value	Tax Provision <b>BluePrint</b>

**Cubes: XFW\_TXP / Description**

<ul style="list-style-type: none"> <li>Finance                     <ul style="list-style-type: none"> <li>XFW_TXP</li> </ul> </li> </ul>	Cube Properties	Cube Dimensions	Cube References	Data Access	Integration
	General				
	Name	XFW_TXP			
	Description	Tax Provision <b>Blueprint</b>			
	Cube Type	Tax			
Time Dimension Profile	Standard				

**Label: lbl\_TitleMain3\_TXP**

lbl_TitleMain3_TXP	Formatting	
lbl_TitleMain2_TXP	Text (use (1), (2) for Data Table Cells)	<b>BLUEPRINT</b>
lbl_TitleMain3_TXP	Tool Tip	
lbl_TitleSubHELP_TXP	Display Format	LabelFontSize = 16, LabelTextColor = ! ColorFont3_TXP!, MarginLeft = 6

The above label is used in the following dashboard.

If you remove this component, you will need to adjust the “Grid Layout Type” for the number of rows from “8” to “7”.

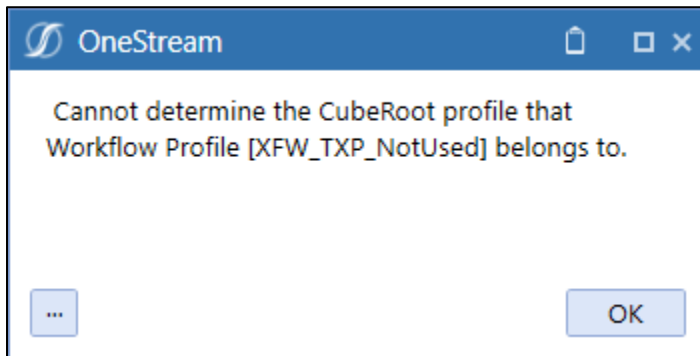
Currently, it is laid out as follows:

<input type="checkbox"/> Grid Layout Type	
Number Of Rows	1
Number Of Columns	8
Row 1	
Row 1 Type	Component
Row 1 Height (e.g., 150, *, 2*, Auto)	*
Column 1	
Column 1 Type	Component
Column 1 Width (e.g., 150, *, 2*, Auto)	Auto
Column 2	
Column 2 Type	Component
Column 2 Width	Auto
Column 3	
Column 3 Type	Component
Column 3 Width	Auto
Column 4	
Column 4 Type	Component
Column 4 Width	*
Column 5	
Column 5 Type	Component
Column 5 Width	50
Column 6	
Column 6 Type	Component
Column 6 Width	Auto
Column 7	
Column 7 Type	Component
Column 7 Width	50
Column 8	
Column 8 Type	Component
Column 8 Width	Auto

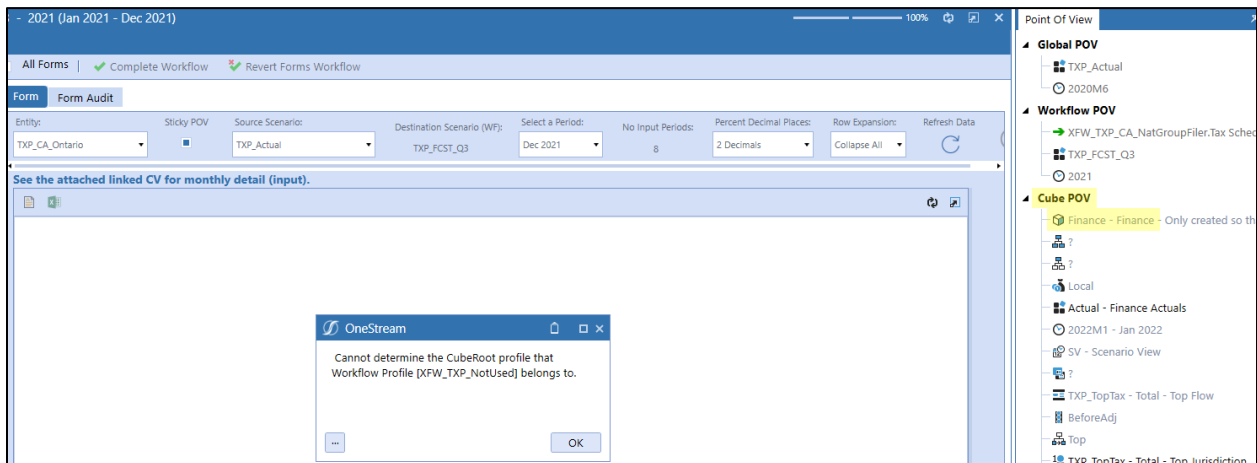
## APPENDIX E – ERROR MESSAGES

### Cannot determine the CubeRoot profile that Workflow Profile [XFW\_TXP\_NotUsed] belongs to.

If you receive the following message:



Make sure that you have the Tax cube selected in the Cube POV section:



Once the Tax cube is selected, also make sure that you have no question marks “?” for any dimension members.

The screenshot shows the 'Form Audit' interface. At the top, there are navigation options: 'All Forms', 'Complete Workflow', and 'Revert Forms Workflow'. Below this, the 'Form Audit' tab is active. The interface includes several filter fields: 'Entity' (TXP\_CA\_Ontario), 'Sticky POV', 'Source Scenario' (TXP\_Actual), 'Destination Scenario (WF)' (TXP\_FCST\_Q3), 'Select a Period' (Dec 2021), 'No Input Periods' (8), 'Percent Decimal Places' (2 Decimals), and 'Row Expansion' (Collapse All). A 'Refresh Data' button is also present.

The main data area is titled 'Schedule 01c FC - Tax Rates for (All WF Entities - All Jurisdictions - All Group Filing Entities)'. It contains a table with columns for 'TXP\_Actual Dec 2021', 'TXP\_FCST\_Q3 Dec 2021', 'TXP\_FCST\_Q3 Dec 2021', 'TXP\_Actual Dec 2021', 'TXP\_FCST\_Q3 Dec 2021', and 'TXP\_FCST\_Q3 Dec 2021'. The rows represent 'PY Stat Rate' and 'PY Apport Pct' for 'National Only' and 'Local Only' jurisdictions.

Below the table, there are sections for 'Filer Entity' and 'UD7 Entity'. The 'Filer Entity' section lists 'TXP\_CA\_103 - CA 103 Entity' and 'TXP\_CA\_101 - CA 101 Entity'. The 'UD7 Entity' section lists 'TXP\_CA - Canada CA 103 Entity' and 'TXP\_CA - Canada CA 101 Entity'. The table shows values for 'Linked CV' for each entity, such as 15.00% and 17.00% for the CA 103 and CA 101 entities respectively.

On the right side, there is a 'Global POV' and 'Workflow POV' sidebar. The 'Global POV' includes 'TXP\_Actual' and '2020M6'. The 'Workflow POV' includes 'XFW\_TXP\_CA\_NatGroupFiler.Tax Schedu', 'TXP\_FCST\_Q3', and '2021'. The 'Cube POV' includes 'XFW\_TXP - Tax Provision', 'TXP\_Domestic\_Total - Total Domestic', 'TXP\_Legal\_CTX - Total Tax Legal', 'Local', 'TXP\_Actual - Tax Actuals', '2022M1 - Jan 2022', 'SV - Scenario View', 'TXP\_CurTaxExp - Total Current Tax Exper', and 'TXP\_TopTax - Total - Top Flow'.

The Error Log message may look like this:

Error Log		
Description	Error Time	Error Level
Cannot determine the CubeRoot profile that Workflow Profile [XFW_TXP_NotUsed] belongs to.	9/25/2023 4:05:32 PM	Error
Cannot determine the CubeRoot profile that Workflow Profile [XFW_TXP_NotUsed] belongs to.	9/25/2023 4:05:32 PM	Error